



Memories on the Water Since 1903

 **STARCRAFT**
MARINE

FISHING BOATS 2025

FISHING. IT'S IN OUR BLOOD.

While plenty of companies sell aluminum fishing boats today, we've been in business since 1903. That's when a young visionary named Arthur Schrock hand crafted the very first boat for the company that went on to become Starcraft. Before long, Starcraft boats established an international reputation for their smooth, dry ride, their innovative fishing features, and their exceptional build quality. We set the standards among North American boat builders with breakthrough designs and countless industry firsts — including our exclusive Lifetime +6 warranty. We're proud of our heritage and the timeless values that continue to guide us forward today.

Now led by the fourth generation of the Schrock family, Starcraft Marine continues to lead the industry with innovative interior layouts that maximize interior space and high-performance hulls that deliver exceptional strength, fuel economy and performance. That's why so many top professional guides and touring pro anglers across North America rely on Starcraft when there's money on the line. We work closely with a select team of top anglers and apply their knowledge and input across our entire lineup, bringing pro features to great models that fit every budget.

SEE OUR RICH HISTORY

To celebrate Starcraft's rich history, we have assembled a historic timeline to demonstrate our evolution over the years. Check out the snippets throughout this catalog and be sure to scan the code to view the full timeline on our corporate website.



**THE INDUSTRY'S
BEST WARRANTY.
PERIOD.**



- Limited lifetime warranty on hull and structure
- 6-year warranty on all components, carpet and upholstery*
- All parts and labor

- 100% administered by Starcraft Customer Service Department
- Transferable to second owner

The only warranty with 250 years of heritage behind it.




Sara (Schrock) Barrett



Sara (Schrock) Barrett,
Susan (Schrock) Graff,
Cinda (Schrock) McKinney



Susan (Schrock) Graff



Sadie and Nate Barrett
Fifth Generation
Schrock Family Members



From left to right: Phil Smoker, Doug Smoker, Peter Barrett



Caleb Barrett
Fifth Generation
Schrock Family Member




PRO TEAM

- | | |
|--|---|
| 1. Rob Barnes
Lake Orion, MI | 12. Jake Romanack
Marion, MI |
| 2. Kalvin Brady II
West Bloomfield, MI | 13. Mark Romanack
Tustin, MI |
| 3. Mark Carr
Perrysville, OH | 14. Ryan Sagady
Bay City, MI |
| 4. Scott Chevalier
Menominee, MI | 15. Clayton Schick
Regina, Saskatchewan,
Canada |
| 5. Ed Clements
Bay City, MI | 16. David Shipman
Weston, MO |
| 6. Dean Cushman
Wolverine Lake, MI | 17. Jeremiah Voithofer
Farmington, PA |
| 7. Kurt Doller
Sandusky, OH | 18. Ron Winter
Essex Junction, VT |
| 8. Matt Gutches
Central Square, NY | 19. Darrell Wood
Sandusky, OH |
| 9. Philip Jackson II
Belleville, MI | 20. Greg Yarbrough,
Team Captain
Port Clinton, OH |
| 10. Jeffrey Manz
Sault Ste. Marie, MI | |
| 11. John Milson
Windsor, Ontario, Canada | |



THE CHOICE OF THE PROS.

Starcraft is proud to work with an elite team of top professional guides and leading tournament anglers competing at both the local and national level throughout North America. With numerous World Championship and Team-of-the-Year titles to their credit, Team Starcraft anglers demand nothing less than the highest level of performance and reliability, day after day. These anglers share their experiences and insights with our engineers, providing tremendous feedback from real world, on-the-water experience. It's the kind of insider knowledge that helps us to continually fine tune our designs and build better boats that anglers can take pride in.



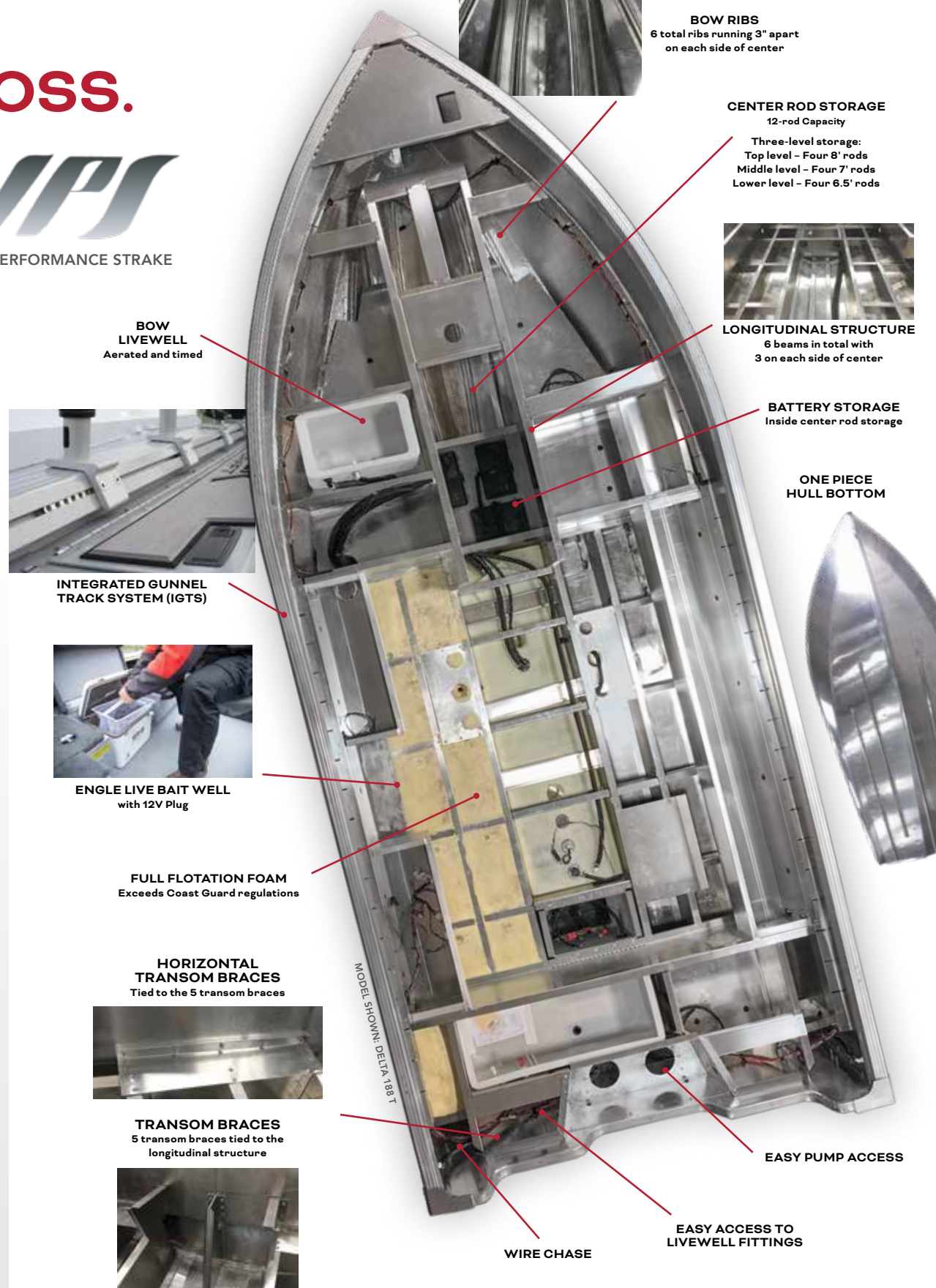

GENERATION 2 MEET THE NEW BOSS.

AVAILABLE ON THE DELTA AND STORM SERIES.

Starcraft's revolutionary Vertex Performance Strake (VPS) hull sets the standard for high performance in aluminum fishing boat design, providing unrivaled acceleration, unequaled handling and the highest ride quality in the industry.

Specially designed, integrated performance strakes feed nothing but clean, undisturbed water to the propeller for maximum bite. That means enhanced boat controls, greater bow lift and a quicker time to plane — even when running with less horsepower.

Break out to the big water and you'll immediately feel the VPS difference, with its unprecedented stability and its higher, drier ride. That's something everyone can appreciate.





FAST DRAIN SYSTEM (FDS)

Our enhanced system quickly routes water from the main floor to the bilge through specially designed channels in the cockpit.



TOE KICKS

Toe kicks are strategically placed throughout the cockpit, providing top storage and additional safety.



FISHERMAN TOPS

Optional fisherman tops feature removable clear-view port and starboard visors. Plus, fast-open side curtains make it easy to reach outside for docking.

Not available on all models.



CONVENIENT STORAGE

Standard on Adventurer and Excursion Pro models, convenient storage compartments are perfect for Plano tackle trays and other fishing accessories.

GENERATION 1 POWER-TRAC HULLS—PROVEN PERFORMANCE

STANDARD ON FISHMASTER, RENEGADE, STEALTH, STX AND SUPERFISHERMAN.

INNER STRENGTH

Starcraft's legendary Power-Trac Hull® rides on our exclusive Torsion Beam Construction (TBC) stringer system for a smoother ride in rough water. Longitudinal machine-formed ribs deliver the ideal balance of strength and flexibility to smooth out rough seas and maintain absolute control.




LEGENDARY HANDLING

Reverse chines and an aggressive deadrise at the transom conquer the waves for an unbelievably smooth and dry ride. Apart from providing smoother planing performance, our Power-Trac Hull design improves handling in all water conditions for a more pleasing ride and better fuel economy.



HIGH AND DRY

The combination of spray rails rolled into the side panels and Power-Trac's reverse-chine design beat down spray and keep water out of the boat — something you especially appreciate when heading out on those cold mornings early or late in the season.



OUR COMMITMENT TO YOU: SUPERIOR CRAFTSMANSHIP.

As passionate anglers, we know firsthand all the things that create a better fishing experience. It starts with better materials, superior construction methods and innovative hull designs that deliver the very best ride and handling in all types of water. It also means delivering better fishing foundations: larger bow platforms, state-of-the-art livewells, spacious consoles and plenty of secure rod storage. And it's topped off with top-quality factory-installed features and an impressive, durable paint finish that's worthy of carrying our name.



HEAVY GAUGE ALUMINUM is de-coiled into flat sheets that are ready to be cut, bent and molded for production.



CNC ROUTED parts are cut out on a router to the exact dimensions to fit perfectly into every boat.



ONE-PIECE ALUMINUM BOTTOM is folded and molded to the greatest intrinsic shape.



RIVETED for superior strength, allowing the flexing needed for a smooth, dry ride.



5052 H34 Marine-grade aluminum resists dents, dings and corrosion for years of reliability.



THROUGH-BOLTED TRANSOM BRACES Allow for the high horsepower engines.



POWER-TRAC HULL® combines longitudinal, machine-formed ribs with Starcraft's exclusive Torsion Beam Construction (TBC) stringer system that flexes with the waves instead of against them, providing greater strength and a smoother ride. Available on Fishmaster, STX, Superfisherman, Renegade and Stealth models.



7-LAYER MARINE-GRADE PLYWOOD FLOORS injected with urethane foam deliver maximum buoyancy, and all carpet and vinyl is installed with spray adhesive to avoid any loose fitting materials.



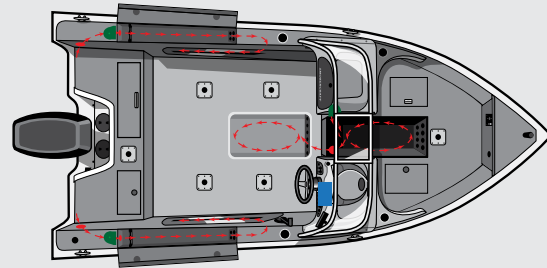
FULL PAINTED HULLS are primed before painting and baked twice to provide showroom looks for years to come.



ALL DECALS are installed by hand, giving the boat a finished look that is unmatched.

YARBLOW VENTILATION SYSTEM *Standard on Delta, Mariner, and STX Series.*

Starcraft is proud to offer the exclusive Yarblov Ventilation System that better protects your expensive fishing gear and tackle by preventing rust and corrosion. Yarblov uses pressurized air to eliminate mold and mildew in the bilge and dry storage areas resulting from humidity and normal precipitation. It's all part of our commitment to providing peace of mind and giving you more value for your investment.



- BLOWER
- BATTERY CHARGER
- VENT/AIR INTAKE
- AIR FLOW



You can count on Starcraft fishing boats to be backed by the industry's best warranty. The exclusive Lifetime +6 warranty provides a limited lifetime warranty on the hull and structure and a 6-year warranty on all components, including carpet and upholstery. The warranty covers all parts and labor and is transferable to a second owner.



BOW PLATFORMS

Starcraft fishing boats feature wide beams and large, open casting platforms. Flush in-floor storage and livewells give you unobstructed space for maneuvering. And the enhanced interior depth of our deep-V hulls provides added safety in rough conditions.



CONSOLES

Starcraft deluxe consoles are sleek and contemporary with sports car styling and ergonomic comfort at the helm. Select models offer a full array of fog-free gauges, hydraulic steering, lighted rocker switches and space to conveniently mount a sonar unit.

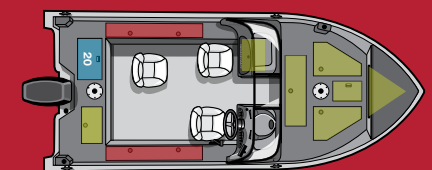


ROD STORAGE

Our rod storage spaces are designed to give you the ability to take and easily access all your favorite gear. Select models feature lockable bow in-floor center storage that safely stows up to 12 rods.



OVERHEAD KEY



- Storage
- Rod Storage
- Livewell

CONVENIENT, RELIABLE, STATE-OF-THE ART LIVEWELLS

You can count on Starcraft for large-capacity, state-of-the-art aerated livewells to hold your catch and keep it fresh all day. Select models feature an aerated, timed and recirculating livewell with an integrated baitwell and oxygenator.



FRESHCATCH LIVEWELL

Our aerated livewells are timed for convenience and feature a PowerStream nozzle, a single bilge and black thru-hulls.



FRESHCATCH PRO LIVEWELL

Our pro livewells are aerated and timed, plus they feature a recirculating pump to move more water and oxygen into the tanks to keep fish active. Highlights include a PowerStream aerator, black thru-hulls and PowerStream nozzle.


C-ZONE® DIGITAL WIRING SYSTEM




Simplify your boat's operation system with C-Zone® digital wiring. C-Zone®, standard on Mariner, 196 Fishmaster, STX, Delta and Storm series boats, gives you complete control of all electrical functions with the touch of a button. From monitoring pump levels, battery levels and other critical functions, to optimizing the onboard environment via a multi-circuit switch, you can take your boat to the next level of performance and sophistication when you let C-Zone® do the thinking.

C-ZONE® STANDARD FEATURES ON STORM SERIES:

- Clean Dash
 - Dash-mounted Waterproof Switch Pad
 - Can be Integrated with Multi-function Display
- Simple Installation and Maintenance
- Integrated Circuit Protection
- Complete Control
 - Navigation Lights
 - LED Lights



Scan the code to learn more:



NEW SPECIAL EDITION PAINT AND GRAPHICS PACKAGE

All new for 2025 is the Special Edition (SE) Package available on the Delta and Storm models. Each SE includes a custom paint scheme, which is fully hand painted and not a wrap! This scheme is accented perfectly by custom SeaDek, SE Seating and woven vinyl platforms. You'll be the envy of every angler when you pull up to the launch with your Starcraft SE this season.

COLORS:

Green



Red



Blue



White



FLIP-UP JUMP SEATS



SPECIAL EDITION SEATING



CUSTOM SEADEK



WOVEN VINYL PLATFORMS



GREEN




BLUE



RED





NEW MOSSY OAK PLATFORM OPTIONS

Starcraft and Mossy Oak have joined forces to offer a camouflage series, available in both Blades and Bottomland patterns. These boats are hand-painted in our on-site paint facility using proprietary patterns provided by Mossy Oak. Along with the full interior and exterior paintwork, each boat also comes with coordinating camouflage seats. Whether for hunting or fishing, the Starcraft Mossy Oak Edition gives you the freedom to follow your passion on the water.

AVAILABLE PATTERNS:



MOSSY OAK®



FREEDOM 180 T WATERFOWL • Licensed Mossy Oak Blades Pattern



JON 1232 TS • Licensed Mossy Oak Bottomland Pattern



MARINER



Explore the Mariner showroom!



Mariner 210 XT

HARDCORE FISHING

Starcraft Mariner is the ultimate hardcore fishing boat! With its rugged design and top-notch performance, it's the angler's dream come true. Ready to conquer any water, any day. Let's reel in those big catches together!



Mariner 210 XS



	Max HP*	Fuel Capacity (gal.)**	Length Overall	Beam	Dry Weight (lbs)	Max Capacity (lbs)	Capacity (Persons / lbs)	Inside Depth	Seats	Depth	Transom Height (Engine)	Bottom Gauge	Side Gauge	Deadrise (Deg. at transom)
Mariner XT	250	42	20'6"	102"	2150	2200	8/1100	30"	4	41"	25"	.125"	.080"	15°
Mariner XS	250	42	20'6"	102"	2350	2200	8/1100	30"	4	41"	25"	.125"	.080"	15°
Mariner XPT	250	42	20'6"	102"	2150	2200	8/1100	30"	4	41"	25"	.125"	.080"	15°

*Hydraulic steering is required for all 150HP and above.

**Starcraft uses diurnal EPA certified tanks which may hold less than listed content by approximately 10%.



COLORS:

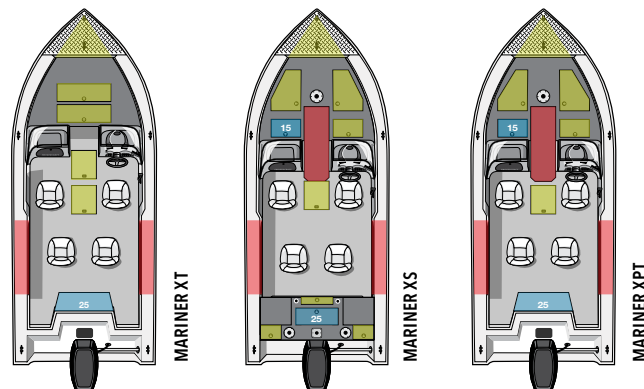
Sapphire Blue with Silver Stripe



Burgundy with Silver Stripe



Black with Silver Stripe



1903



Star Tank Inc. founded by Arthur Schrock building agricultural equipment.

STANDARD FEATURES

- 7-ply Pressure Treated Floor and Deck
- C-Zone® Digital Wiring System
- Courtesy Lights
- Four Pro-style Wood-free Fishing Seats (2 High-back)
- Full Splash Pan
- Gauge Pod – Speedometer, Tachometer, Voltmeter and Fuel
- Hydraulic Steering
- JENSEN® MS3A Stereo with Bluetooth®
- Reinforced Gunwale Ring Deck
- Two Jump Seats (XS Only)
- USB Charging Ports
- Vertex Performance Strake (VPS) Hull
- Yarblow Ventilation System

LIVEWELL & ROD STORAGE

- Bow and Stern Livewells
- Center Rod Storage for 8'6" Rods (N/A on XT)
- Port Rod Storage for Three 8' Rods
- Starboard Rod Storage for 7' Rods

POPULAR PACKAGES

- Bert's Custom Tackle Packages (See Page 28 for Details)
- Scotty Tackle Packages (See Page 28 for Details)

POPULAR OPTIONS

- Additional Pro-style Wood-free Fishing Seat
- Bow Cushion Set (N/A on XT)
- Cable Sleeve
- Cargo Net (36" or 48")
- Drop Curtain
- Dual Shifters
- Engine-house Dual Battery System
- Fisherman's Top
- Fuel/Water Separator
- Full Enclosure
- GPS/Fish Finder
- Pro Dash
- Sonar Unit
- Stand-up Fishing Seat with Hardware
- Swim Platform with Stainless Steel 3-Step Ladder (XS Only)
- Trailerable Ratchet Cover
- Trim Gauge (Only with Gauge Pod)

DELTA



DELTA 188 DC • Shown with Optional Trolling Motor and Sonar Unit



Explore the
Delta showroom!



DELTA 178 DC • Shown with Optional Trolling Motor and Sonar Unit



DELTA 188 DC



DELTA 188 T • Shown with Optional Trolling Motor and Sonar Unit

WHEN SECOND BEST WON'T DO.

Fishing isn't just something you do. It's part of who you are. Sound familiar? Then meet your new fishing buddy—Delta, by Starcraft. With a full load of pro features like twin FreshCatch livewells, a big raised bow casting deck, locking in-deck rod storage and a pro-style console with plenty of space for electronics, Delta is made to fish hard day after day—just like you. Delta plays hard too, which is why it comes in your choice of side console, dual console or fish-and-ski floorplans, in lengths from 17' to 18'.

1909



Star Tank Inc. produces
first galvanized
steel boat.



	Max HP*	Fuel Capacity (gal.)**	Length Overall	Beam	Dry Weight (lbs)	Max Capacity (lbs)	Capacity (Persons / lbs)	Inside Depth	Seats	Depth	Transom Height (Engine)	Bottom Gauge	Side Gauge	Deadrise (Deg. at transom)
Delta 188 DC PRO	175	38	18'11"	96"	1792	1600	7/1900	23"	3	41"	25"	.125"	.080"	15°
Delta 188 DC	175	38	18'11"	96"	1792	1600	7/1900	23"	3	41"	25"	.125"	.080"	15°
Delta 188 FXS	175	38	18'11"	96"	1792	1600	7/1900	23"	3	41"	25"	.125"	.080"	15°
Delta 188 T	90	38	18'11"	96"	1603	1328	5/700	23"	3	41"	25"	.125"	.080"	15°
Delta 178 DC PRO	150	31	17'11"	96"	1731	1600	7/1900	22"	3	39"	25"	.125"	.080"	15°
Delta 178 SC PRO	150	31	17'11"	96"	1731	1600	7/1900	22"	3	39"	25"	.125"	.080"	15°
Delta 178 DC	150	31	17'11"	96"	1731	1600	7/1900	22"	3	39"	25"	.125"	.080"	15°
Delta 178 FXS	150	31	17'11"	96"	1731	1600	7/1900	22"	3	39"	25"	.125"	.080"	15°

*Hydraulic steering is required for all 150HP and above.

**Starcraft uses diurnal EPA certified tanks which may hold less than listed content by approximately 10%.



PRO DASH




PASSENGER CONSOLE



STERN FRESHCATCH LIVEWELL



INTEGRATED GUNNEL TRACK SYSTEM



LOCKABLE CENTER ROD STORAGE



FLIP-UP JUMP SEATS

COLORS:

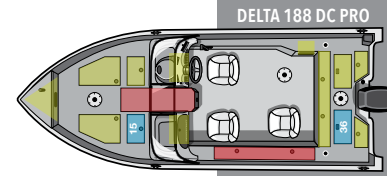
Sapphire Blue with Silver Stripe



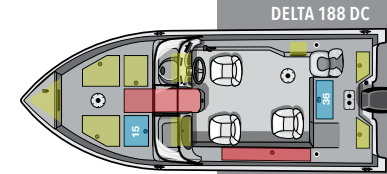
Burgundy with Silver Stripe



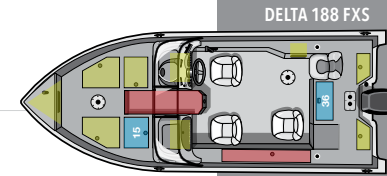
Black with Silver Stripe



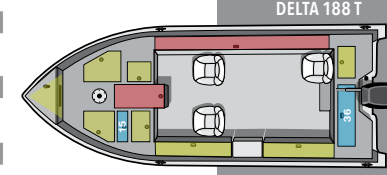
DELTA 188 DC PRO



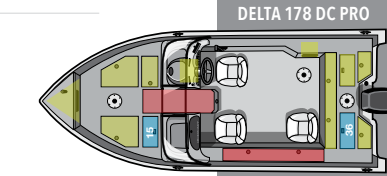
DELTA 188 DC



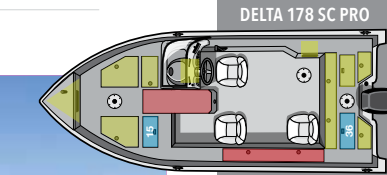
DELTA 188 FXS



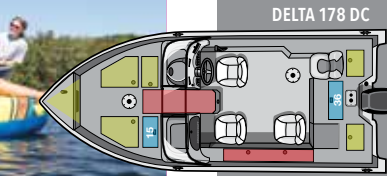
DELTA 188 T



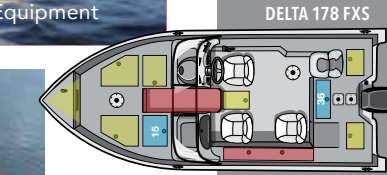
DELTA 178 DC PRO




DELTA 178 SC PRO



DELTA 178 DC



DELTA 178 FXS



DELTA 178 FXS • Shown with Optional Equipment



STANDARD FEATURES

- 7-ply Pressure-treated Floor and Deck
- C-Zone® Digital Wiring System
- Composite Transom
- Full Splash Pad
- Gauge Pod – Speedometer, Tachometer, Voltmeter and Fuel
- Hydraulic Steering (N/A on 178 Models)
- Integrated Gunwale Track System (IGTS)
- JENSEN® MS3A Stereo with Bluetooth®
- Three, Pro-style Wood-Free Fishing Seats
- Vertex Performance Strake (VPS) Hull
- Yarblow Ventilation System

LIVEWELL & ROD STORAGE

- 36-gallon Aerated Stern Livewell
- 15-gallon Bow Livewell
- Bow Bait Storage
- Center Storage for Six, 8' Rods

POPULAR PACKAGES

- Bert's Custom Tackle Packages (See Page 28 for Details)
- Scotty Tackle Packages (See Page 28 for Details)
- Power Package
 - 12/24/36V Trolling Motor
 - Quick Disconnect
 - Sonar Unit

POPULAR OPTIONS

- Additional Pro-style Wood-free Fishing Seat
- Baitwell Cooler
- Battery Charger
- Cable Sleeve
- Cargo Net (36" or 48")
- Depth Gauge (N/A on 188 T)
- Drop Curtain (N/A on 188 T)
- Dual Shifters (N/A on 188 T or 178 Models)
- Fuel/Water Separator
- Full Enclosure (N/A on 188 T)
- GPS/Fish Finder
- High-back Captain's Chair
- Operator Air Glide Pedestal Upgrade
- Power Pedestal
- Pro Dash
- Rear Flip Down Bench Seat (Pro Only)
- SE Package
- SeaStar™ Hydraulic Steering
- Seat Post, Mount and Slider
- Ski Tow Pylon
- Stand-up Fishing Seat with Hardware
- Swim Platform with Stainless Steel 3-Step Ladder
- Trailerable Ratchet Cover
- Trim Gauge (Only with Gauge Pod)



FISHMASTER



FISHMASTER 196 DC • Shown with Optional Trolling Motor, Sonar Unit and Bert's Custom Tackle Package



Explore the Fishmaster showroom!

BIG WATER = BIG FISH.

With its deep-V Power-Trac Hull, massive freeboard and wide, flaring bow to keep spray out of the boat, Fishmaster is the big-water angler's ultimate choice. The massive, open cockpit offers plenty of interior depth and the protection of a full windshield for all-weather comfort out on the big water. Roomy port and starboard rod storage and removable jump seats give this ride incredible convenience and versatility, while its iron-tough all-vinyl flooring makes cleanup a snap. Want to stop and cast? Fishmaster still offers a raised bow deck, complete with a mounting pad for an electric motor. No boat delivers greater big-water versatility.

FISHMASTER 196 DC • Shown with Optional Trolling Motor, Sonar Unit and Bert's Custom Tackle Package





	Max HP*	Fuel Capacity (gal.)**	Length Overall	Beam	Dry Weight (lbs)	Max Capacity (lbs)	Capacity (Persons / lbs)	Inside Depth	Seats	Depth	Transom Height (Engine)	Bottom Gauge	Side Gauge	Deadrise (Deg. at transom)
Fishmaster 196 DC	200	48	19'9"	100"	1430	2050	9 / 1250	31"	4	49"	25"	.125"	.080"	19°

*Hydraulic steering is required for all 150HP and above.

**Starcraft uses diurnal EPA certified tanks which may hold less than listed content by approximately 10%.

STANDARD FEATURES

- 7-ply Pressure-treated Floor and Deck
- Bert's Custom Tackle Rod Tracks (Two Sets: 24" and 48")
- C-Zone Digital Wiring System
- Convertible Rear Seating
- Fisherman's Top
- Four Pro-style Wood-free Fishing Seats
- Full Vinyl Cockpit and Casting Platform
- Gauge Pod – Speedometer, Tachometer, Voltmeter and Fuel
- Hydraulic Steering
- In-Floor Storage
- JENSEN® MS3A Stereo with Bluetooth®
- Power-Trac Hull®
- SeaDek Inside Cockpit and Top Deck
- Two High-back Captains Chairs
- Washdown Kit
- Wrap-around Windsheild
- Yarblov Ventilation System

LIVEWELL & ROD STORAGE

- 20-gallon Stern Livewell
- 25-gallon Bow Livewell
- Port and Starboard Storage for Six, 8' Rods

POPULAR PACKAGES

- Bert's Custom Tackle Packages (See Page 28 for Details)
- Power Package
 - 12/24/36V Trolling Motor
 - Quick Disconnect
 - Sonar Unit

POPULAR OPTIONS

- Additional Pro-style Wood-free Fishing Seat
- Cable Sleeve
- Cargo Net (36" or 48")
- Drop Curtain
- Dual Shifters
- Engine-house Dual Battery System
- Fuel/Water Separator
- Full Enclosure
- GPS/Fish Finder
- Power Pedestal
- Pro Dash
- Stand-up Fishing Seat with Hardware
- Trailerable Ratchet Cover
- Trim Gauge (Only With Gauge Pod)



COLORS:

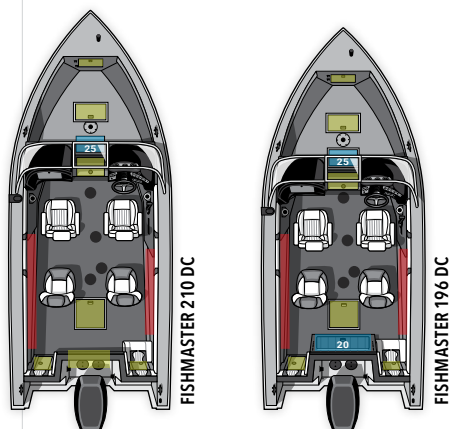
Sapphire Blue with Silver Stripe



Burgundy with Silver Stripe



Black with Silver Stripe



FISHMASTER 210 DC • Shown with Optional Trolling Motor, Sonar Unit and Bert's Custom Tackle Package






Explore the STX showroom!



STX 2050 • Shown with Optional Bert's Custom Tackle Package, Trolling Motor and Sonar Unit



STX 2050 • Shown with Optional Bert's Custom Tackle Package, Trolling Motor and Sonar Unit



STX 2050

THE TOURNAMENT CHAMPION.

Designed with some of the top tournament anglers and professional guides in the country, Starcraft STX starts with our legendary Power-Trac Hull for exceptional performance and a smooth, dry ride in even the roughest water. Then we created a spacious interior layout designed for maximum versatility, with a raised front casting deck, a full walk-through windshield for all-weather comfort, and a deep cockpit for open water trolling. Finally, we added thoughtful appointments like twin oversized FreshCatch Pro livewells, a spacious in-floor locking rod compartment and even a high-pressure washdown system. For anglers who want versatility, high performance and pro tournament amenities, the choice is STX.

1929



Star Tank renames to Star Tank and Boat Co. due to successful boat production in the 1910-20's.



STX 2050	Max HP*	Fuel Capacity (gal.)**	Length Overall	Beam	Dry Weight (lbs)	Max Capacity (lbs)	Capacity (Persons / lbs)	Inside Depth	Seats	Depth	Transom Height (Engine)	Bottom Gauge	Side Gauge	Deadrise (Deg. at transom)
	250	48	20'10"	101"	1650	2160	10 / 1341	24"	4	42.5"	25"	.125"	.080"	19°

*Hydraulic steering is required for all 150HP and above.

**Starcraft uses diurnal EPA certified tanks which may hold less than listed content by approximately 10%.



COLORS:

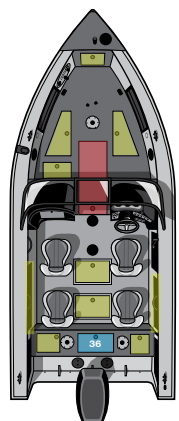
Sapphire Blue with Silver Stripe



Burgundy with Silver Stripe



Black with Silver Stripe



STX 2050



STX 2050 • Starcraft Pro Angler Jake Romanack

STANDARD FEATURES

- 7-ply Pressure-treated Floor and Deck
- C-Zone Digital Wiring System with Bow Switching Control
- Battery Charger
- Bert's Custom Tackle Rod Tracks (Two Sets: 24" and 48")
- Four Pro-style Wood-Free Fishing Seats
- Full Splash Pad
- Gauge Pod – Speedometer, Tachometer, Voltmeter and Fuel
- High-back Captains Chair
- High-pressure Washdown System
- Hydraulic Steering
- Hydraulic Steering
- JENSEN® MS3A Stereo with Bluetooth®
- Power-Trac Hull®
- Yarblow Ventilation System

LIVEWELL & ROD STORAGE

- 36-gallon Aerated Stern Livewell with Baitwell and Oxygenator
- Bow Bait Storage
- Center Storage for Six, 8' Rods

POPULAR PACKAGES


- Bert's Custom Tackle Packages (See Page 24 for Details)

POPULAR OPTIONS

- Cable Sleeve
- Cargo Net (36" or 48")
- Drop Curtain
- Dual Shifters
- Engine-house Dual Battery System
- Fuel/Water Separator
- Full Enclosure
- GPS/Fish Finder
- Power Pedestal
- Pro Dash
- Seat Slider
- Sonar Unit
- Stand-up Fishing Seat with Hardware
- Team Starcraft Pro Wrap (Blue or Black)
- Trailerable Ratchet Cover
- Trim Gauge (Only With Gauge Pod)



SUPERFISHERMAN



Explore the Superfisherman showroom!

SUPERFISHERMAN 186 DC • Shown with Optional Stainless Steel 3-step Boarding Ladder, Bert's Custom Tackle Package, Trolling Motor and Sonar Unit

FISH HARD. PLAY HARD. REPEAT.

Wake up at dawn for that early topwater bite, and remind the fish who's boss. Grab the family for a refreshing swim or a ride on the tube, and perhaps an afternoon picnic on the sandbar. Enjoy an after-dinner cruise with the in-laws, then put the hurt on a couple of walleye as the sun goes down. That's just a typical day for Starcraft's Superfisherman, a versatile, comfortable family boat that's equally at home at the cottage or the weekend tournament. Its flexible layout, unmatched creature comforts and eye-popping performance ensure you'll enjoy more smiles per mile than any other boat on the lake.





	Max HP*	Fuel Capacity (gal.)**	Length Overall	Beam	Dry Weight (lbs)	Max Capacity (lbs)	Capacity (Persons / lbs)	Inside Depth	Seats	Depth	Transom Height (Engine)	Bottom Gauge	Side Gauge	Deadrise (Deg. at transom)
Superfisherman 186 DC	200	30	187"	100"	1333	2050	9 / 1215	29"	3	49"	25"	.100"	.080"	19°

*Hydraulic steering is required for all 150HP and above.

**Starcraft uses diurnal EPA certified tanks which may hold less than listed content by approximately 10%.

STANDARD FEATURES

- 7-ply Pressure Treated Floor and Deck
- Courtesy Lights
- Gauge Package – Speedometer, Tachometer, Voltmeter and Fuel
- Hydraulic Steering
- JENSEN® MS3A Stereo with Bluetooth®
- Power-Trac Hull®
- Reinforced Gunwale Ring Deck
- Three Pro-style Wood-free Fishing Seats
- Two Flip-up Jump Seats
- USB Charging Ports

LIVEWELL & ROD STORAGE

- 18-gallon Bow Livewell
- 28-gallon Stern Livewell
- In-Floor Storage for Six, 9' Rods
- Port Rod Storage for Three 8' Rods
- Starboard Rod Storage for 7' Rods

POPULAR PACKAGES

- Bert's Custom Tackle Packages
(See Page 28 for Details)

POPULAR OPTIONS

- Additional Pro-style Wood-free Fishing Seat
- Bow Cushion Set
- Cable Sleeve
- Captain's Chair Upgrade with Pedestal and Slider
- Cargo Net (36" or 48")
- Depth Gauge
- Drop Curtain
- Dual Shifters
- Engine-house Dual Battery System
- Fuel/Water Separator
- Full Enclosure
- In-dash GPS/Fish Finder
- Passenger Chair Upgrade with Pedestal and Slider
- Seat Post, Mount and Slider
- Sonar Unit
- Stand-up Fishing Seat with Hardware
- Swim Platform with Stainless Steel 3-Step Ladder
- Trailerable Ratchet Cover
- Trim Gauge



COLORS:

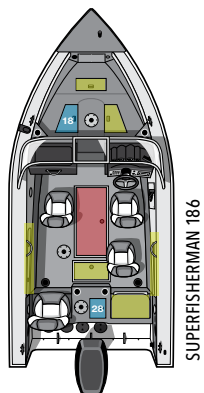
Sapphire Blue with Silver Stripe



Burgundy with Silver Stripe



Black with Silver Stripe



SUPERFISHERMAN 186 DC • Shown with Optional Stainless Steel 3-step Boarding Ladder, Bert's Custom Tackle Package, Trolling Motor and Sonar Unit

RENEGADE



Explore the Renegade showroom!


RENEGADE 168 SC • Shown with Optional Trolling Motor and Sonar Unit



RENEGADE 168 DC • Shown with Optional Trolling Motor and Sonar Unit

TAKE NO PRISONERS.

It's like having a top-of-the-line tournament boat but without the top-of-the-line price tag. Starcraft Renegade puts pro features like twin FreshCatch livewells, a big raised bow casting deck, locking in-deck rod storage, additional top-loading rod storage and a pro-style console with plenty of space for electronics within reach of any angler. Choose from side console or dual console and enjoy a wide range of available upgrades like a flip-down stern bench seat or a stainless steel 3-step boarding ladder to customize Renegade exactly as you like.



RENEGADE 168 SC • Shown with Optional Trolling Motor and Sonar Unit



	Max HP	Fuel Capacity (gal.)*	Length Overall	Beam	Dry Weight (lbs)	Max Capacity (lbs)	Capacity (Persons / lbs)	Inside Depth	Seats	Depth	Transom Height (Engine)	Bottom Gauge	Side Gauge	Deadrise (Deg. at transom)
Renegade 168 DC	90	20	16'10"	89"	1400	1550	6/900	22"	2	22"	20"	.100"	.080"	12°
Renegade 168 SC	90	20	16'10"	89"	1300	1550	6/900	22"	2	22"	20"	.100"	.080"	12°

*Starcraft uses diurnal EPA certified tanks which may hold less than listed content by approximately 10%.

STANDARD FEATURES

- 7-ply Pressure-treated Floor and Deck
- Durable Vinyl Cockpits and Casting Platforms
- Extreme Tilt Steering
- Gauge Package – Speedometer, Tachometer, Voltmeter and Fuel
- Lifetime +6 Warranty
- Pro-style Wood-Free Fishing Seats

LIVWELL & ROD STORAGE

- Lockable Center Storage for Six, 6'6"–8'6" Rods
- Lockable In-floor Storage for Six, 8'6" Rods
- Port and Starboard Storage for 7'6" Rods
- Two Pro Capacity Livewells
(Bow: 15-gallon with Bait Bucket, Stern: 30-gallon)

POPULAR PACKAGES

- All-Weather Package (DC Model Only)
 - Fisherman's Top
 - Snap-in Carpet
 - Snap-on Mooring Cover
- Power Package:
 - 12/24V Trolling Motor
 - Quick Disconnect
 - Sonar Unit

POPULAR OPTIONS

- Additional Pro-style Wood-free Fishing Seat
- Cable Sleeve
- Cargo Net (36" or 48")
- Depth Gauge
- Drop Curtain (DC Model Only)
- Fuel/Water Separator
- Full Enclosure (DC Model Only)
- GPS/Fish Finder
- JENSEN® AM/FM Stereo with Bluetooth®
- Power Pedestal
- Rear Flip-down Bench Seat
- Seat Post, Mount and Slider
- Sonar Unit
- Stand-up Fishing Seat with Hardware
- Swim Platform with Stainless Steel 3-Step Ladder
- Trailerable Ratchet Cover
- Trim Gauge



COLORS:

Sapphire Blue with Silver Stripe



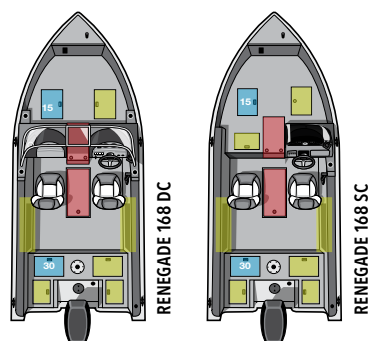
Burgundy with Silver Stripe



Black with Silver Stripe



RENEGADE 168 SC • Shown with Optional Trolling Motor and Sonar Unit



1965

Starcraft revolutionizes the marine industry with the world's first aluminum deep V-hull - The Holiday.

STORM



Storm 176 DC Pro



Storm 166 SC



STORM 17 DC • Shown with Optional Trolling Motor and Sonar Unit



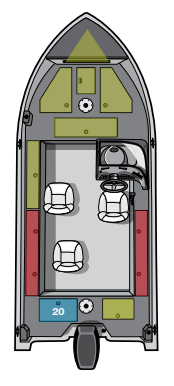
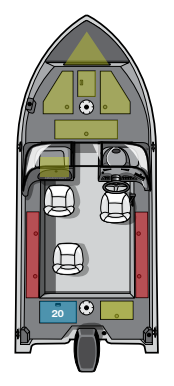
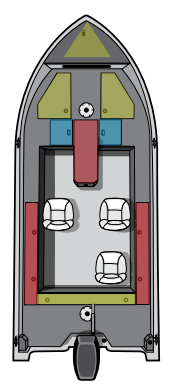
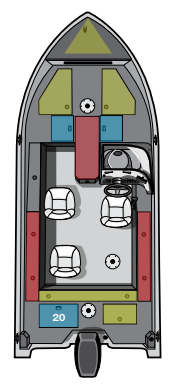
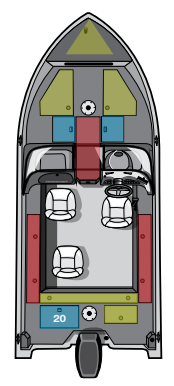
STORM 16 DC PRO • Shown with Optional Trolling Motor and Sonar Unit



Explore the Storm showroom!

COMPROMISE NOT INCLUDED.


Starcraft Storm takes the best of our top-of-the-line models and packs it into a more compact footprint that's easy to trailer and even easier to afford. Storm offers pro-level features like a deep cockpit, plenty of freeboard, a huge raised bow deck, C-Zone Digital Switching and ample rod storage, plus our proven Vertex Performance Strake™ (VPS) Hull.





	Max HP	Fuel Capacity (gal.)*	Length Overall	Beam	Dry Weight (lbs)	Max Capacity (lbs)	Capacity (Persons / lbs)	Inside Depth	Seats	Depth	Transom Height (Engine)	Bottom Gauge	Side Gauge	Deadrise (Deg. at transom)
Storm 17 DC PRO	115	24	17'8"	86"	1252	1425	5/700	23"	3	34"	20"	.100"	.070"	12°
Storm 17 SC PRO	115	24	17'8"	86"	1180	1425	5/700	23"	3	34"	20"	.100"	.070"	12°
Storm 17 T PRO	75	24	17'8"	86"	1120	1425	5/700	23"	3	34"	20"	.100"	.070"	12°
Storm 17 DC	115	24	17'8"	86"	1252	1425	5/700	23"	3	34"	20"	.100"	.070"	12°
Storm 17 SC	115	24	17'8"	86"	1180	1425	5/700	23"	3	34"	20"	.100"	.070"	12°
Storm 17 T	75	24	17'8"	86"	1120	1425	5/700	23"	3	34"	20"	.100"	.070"	12°
Storm 16 DC PRO	90	24	16'5"	86"	1094	1220	4/610	22"	2	34"	20"	.080"	.060"	12°
Storm 16 SC PRO	90	24	16'5"	86"	1022	1220	4/610	22"	2	34"	20"	.080"	.060"	12°
Storm 16 T PRO	70	24	16'5"	86"	962	1220	4/610	22"	2	34"	20"	.080"	.060"	12°
Storm 16 DC	90	24	16'5"	86"	1094	1220	4/610	22"	2	34"	20"	.080"	.060"	12°
Storm 16 SC	90	24	16'5"	86"	1022	1220	4/610	22"	2	34"	20"	.080"	.060"	12°
Storm 16 T	70	24	16'5"	86"	962	1220	4/610	22"	2	34"	20"	.080"	.060"	12°

*Starcraft uses diurnal EPA certified tanks which may hold less than listed content by approximately 10%.



STANDARD FEATURES

- 7-ply Pressure-treated Floor and Deck
- C-Zone Digital Wiring System
- Extreme Tilt Steering
- Gauge Package – Speedometer, Tachometer, Voltmeter and Fuel
- Integrated Gunwale Track System (IGTS)
- Pro-style Wood-free Fishing Seats
- Toe Holds
- Under Console Storage
- Vertex Performance Strake (VPS) Hull

LIVWELL & ROD STORAGE

- 20-gallon Aerated Stern Livewell
- Center Storage for Seven, 6'6"–7' Rods (*Pro Models Only*)
- Port and Starboard Top-loading Storage for 8' Rods

POPULAR PACKAGES

- Bert's Custom Tackle Packages (*See Page 28 for Details*)
- Scotty Tackle Packages (*See Page 28 for Details*)
- Power Package
 - 12/24V Trolling Motor
 - Quick Disconnect
 - Sonar Unit
- SE Package

POPULAR OPTIONS

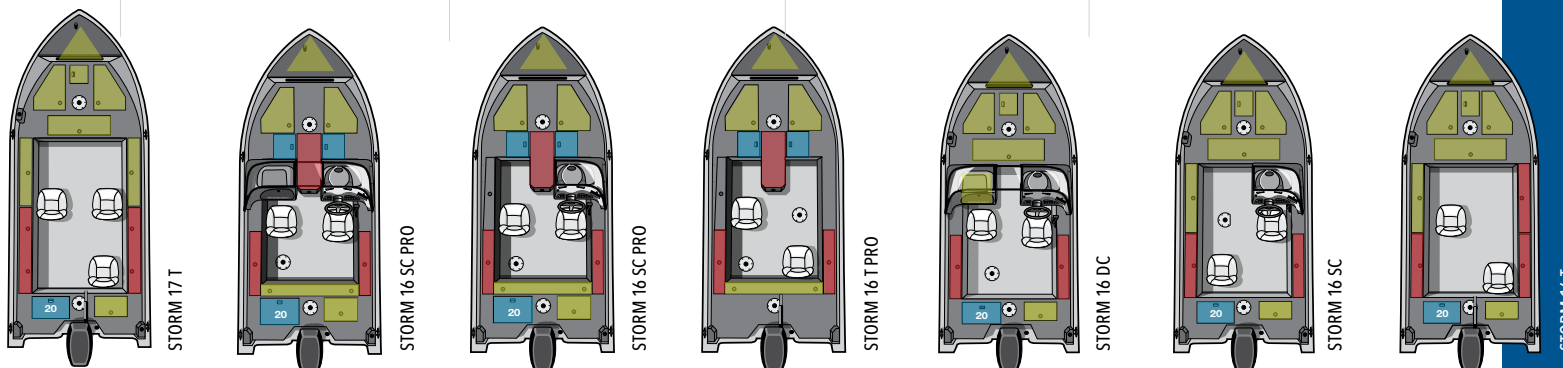
- Additional Pro-style Wood-free Fishing Seat
- Cable Sleeve
- Cargo Net (36" or 48")
- Drop Curtain (DC Models Only)
- Fuel/Water Separator
- Full Enclosure (DC Models Only)
- GPS/Fish Finder
- JENSEN® Stereo with Bluetooth®
- Power Pedestal
- Rear Flip-down Bench Seat
- Seat Post, Mount and Slider (N/A on Tiller Models)
- Stand-up Fishing Seat with Hardware
- Swim Platform with Stainless Steel 3-Step Ladder
- Trailerable Ratchet Cover
- Trim Gauge

COLORS:

Burgundy



Gunmetal Gray



STEALTH



STEALTH 16 SC • Optional Equipment May Be Shown



Explore the
Stealth showroom!

ANY WAY YOU WANT IT.

There's no reason to miss out on the fun when Starcraft's Stealth makes it so easy to get out on the water. Choose from side console, dual console or tiller floorplans—they all come with a full load of standard features including a roomy 25-gallon FreshCatch livewell, two wood-free pro style fishing seats, in-floor storage and even our Integrated Gunnel Track System (IGTS) that lets you mount accessories anywhere. Stealth proves that having a smaller boat doesn't mean doing without.



STEALTH 16 DC • Shown with Optional Trolling Motor and Sonar Unit



	Max HP	Fuel Capacity (gal.)*	Length Overall	Beam	Dry Weight (lbs)	Max Capacity (lbs)	Capacity (Persons / lbs)	Inside Depth	Seats	Depth	Transom Height (Engine)	Bottom Gauge	Side Gauge	Deadrise (Deg. at transom)
Stealth 16 DC	90	13	15'10"	85"	1058	1450	6/1775	21"	2	31"	20"	.080"	.080"	10°
Stealth 16 SC	90	13	15'10"	85"	998	1450	6/1775	21"	2	31"	20"	.080"	.080"	10°
Stealth 16 T	60	13	15'10"	85"	965	1450	6/1775	21"	2	31"	20"	.080"	.080"	10°

*Starcraft uses diurnal EPA certified tanks which may hold less than listed content by approximately 10%.



STANDARD FEATURES

- 7-ply Pressure-treated Floor and Deck
- Durable Vinyl Cockpits and Casting Platforms
- Gauge Package – Speedometer, Tachometer, Voltmeter and Fuel (N/A 16 T)
- Integrated Gunnel Track System (IGTS)
- Pro-style Wood-free Fishing Seats
- Under Console Storage

LIVEWELL & ROD STORAGE

- 25-gallon Aerated Bow Livewell
- In-floor Storage for Six, 8'6" Rods
- Port and Starboard Top-Loading Storage for 8' Rods

POPULAR PACKAGES

- All-Weather Package (DC Model Only)
 - Fisherman's Top
 - Snap-in Carpet
 - Snap-on Mooring Cover
- Power Package
 - 12/24V Trolling Motor
 - Quick Disconnect
 - Sonar Unit
- Bert's Custom Tackle Packages (See Page 28 for Details)
- Scotty Tackle Packages (See Page 28 for Details)

POPULAR OPTIONS

- Additional Pro-style Wood-free Fishing Seat
- Cable Sleeve
- Cargo Net (36" or 48")
- Depth Gauge
- Fuel/Water Separator
- Full Enclosure (DC Model Only)
- GPS/Fish Finder
- JENSEN® AM/FM Stereo with Bluetooth®
- Power Pedestal
- Rear Flip-down Bench Seat (N/A on Tiller Model)
- Seat Post, Mount and Slider
- Stand-up Fishing Seat with Hardware
- Swim Platform with Stainless Steel 3-Step Ladder
- Trailerable Ratchet Cover
- Trim Gauge

COLORS:

Sapphire Blue with Silver Stripe



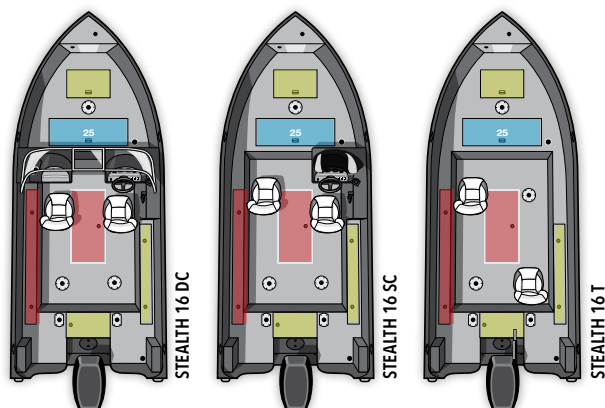
Burgundy with Silver Stripe



Black with Silver Stripe



STEALTH 16 SC • Shown with Optional Trolling Motor and Sonar Unit



2015



Major manufacturing expansion adding 91,000 sq. feet of under-roof space.

PATRIOT



STANDARD FEATURES

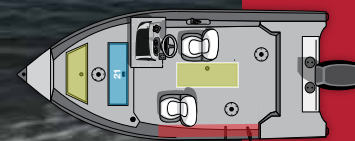
- 7-ply Pressure-treated Floor and Deck
- Durable Vinyl Cockpits and Casting Platforms
- Two Wood-free Fishing Seats

POPULAR OPTIONS

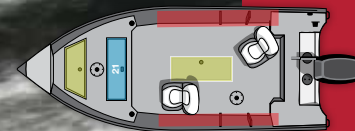
- Additional Fishing Seat
- GPS/Fish Finder
- Power Pedestal
- Seat Slider
- Snap-on Mooring Cover

LIVWELL & ROD STORAGE

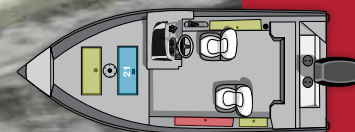
- 21-gallon Bow Livewell (25-gallon Livewell in DLX Models)
- In-floor Rod Storage for Four, 8' Rods (DLX Models Only)
- Port and Starboard Storage for Six, 7' Rods (Six, 8' Rods in DLX Models)



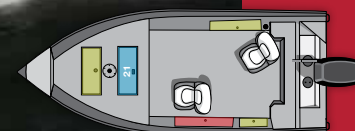
PATRIOT 16 DLX SC



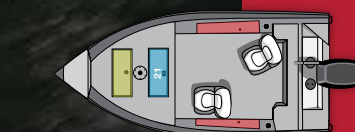
PATRIOT 16 DLX TL



PATRIOT 16 SC



PATRIOT 16 TL



PATRIOT 14 TL



Explore the Patriot showroom!

PATRIOT 16 SC • Shown with Optional Trolling Motor and Sonar Unit

	Max HP	Fuel Capacity (gal.)*	Length Overall	Beam	Dry Weight (lbs)	Max Capacity (lbs)	Capacity (Persons / lbs)	Inside Depth	Seats	Depth	Transom Height (Engine)	Bottom Gauge	Side Gauge	Deadrise (Deg. at transom)
Patriot 16 DLX SC	60	PORT	16'2"	81"	845	1215	5/680	25"	2	33"	20"	.080"	.070"	7°
Patriot 16 DLX TL	40	PORT	16'2"	81"	845	1215	5/680	25"	2	23"	20"	.080"	.070"	7°
Patriot 16 SC	60	PORT	16'4"	78"	685	1215	5/670	20.5"	2	23"	20"	.080"	.060"	7°
Patriot 16 TL	40	PORT	16'4"	78"	625	1215	5/670	20.5"	2	23"	20"	.080"	.060"	7°
Patriot 14 TL	40	PORT	14'8"	77"	606	1100	4/555	20.5"	2	23"	20"	.080"	.060"	7°

*Starcraft uses diurnal EPA certified tanks which may hold less than listed content by approximately 10%.



CONSOLE (SC ONLY)



DELUXE CONSOLE

Shown with Optional Sonar Unit (DLX SC ONLY)



LIVWELL



FULL SPLASH PAN



PATRIOT 16 DLX SC • Shown with Optional Trolling Motor and Sonar Unit

COLORS:

White





FREEDOM



FREEDOM 180 T WATERFOWL • Optional Equipment May Be Shown



STANDARD FEATURES

- 7-ply Pressure-treated Floor
- Durable Vinyl Cockpits and Casting Platforms
- In-floor Storage
- In-Floor Storage with Removable Fish Box
- Two Fishing Seats

LIVEWELL & ROD STORAGE


- 25-gallon Port Livewell
- Top-Loading Storage for 7'6" Rods (160 Models)
- Top-Loading Storage for 8'6" Rods (180 Models)

POPULAR OPTIONS

- Additional Fishing Seat
- Mossy Oak Paint Scheme
- Power Pedestal
- Seat Slider
- Snap-on Mooring Cover
- Trolling Motor



Explore the Freedom showroom!



FREEDOM 160 T • Shown with Optional Trolling Motor and Bert's Custom Tackle Accessories

	Max HP	Fuel Capacity (gal.)*	Length Overall	Beam	Dry Weight (lbs)	Max Capacity (lbs)	Capacity (Persons / lbs)	Inside Depth	Seats	Depth	Transom Height (Engine)	Bottom Gauge	Side Gauge	Deadrise (Deg. at transom)
Freedom 180 CC	125	17	18'10"	89"	1055	1840	6 / 900	22"	2	35"	20"	.100"	.080"	7°
Freedom 180 SC	125	17	18'10"	89"	1055	1840	6 / 900	22"	2	35"	20"	.100"	.080"	7°
Freedom 180 T	90	17	18'10"	89"	1005	1840	6 / 900	22"	2	35"	20"	.100"	.080"	7°
Freedom 180 T Waterfowl	90	17	18'10"	89"	1005	1840	6 / 900	22"	3	35"	20"	.100"	.080"	7°
Freedom 160 CC	90	17	16'10"	89"	975	1550	6 / 900	22"	2	35"	20"	.100"	.080"	7°
Freedom 160 SC	90	17	16'10"	89"	975	1550	6 / 900	22"	2	35"	20"	.100"	.080"	7°
Freedom 160 T	75	17	16'10"	89"	925	1550	6 / 900	22"	2	35"	20"	.100"	.080"	7°

*Starcraft uses diurnal EPA certified tanks which may hold less than listed content by approximately 10%.

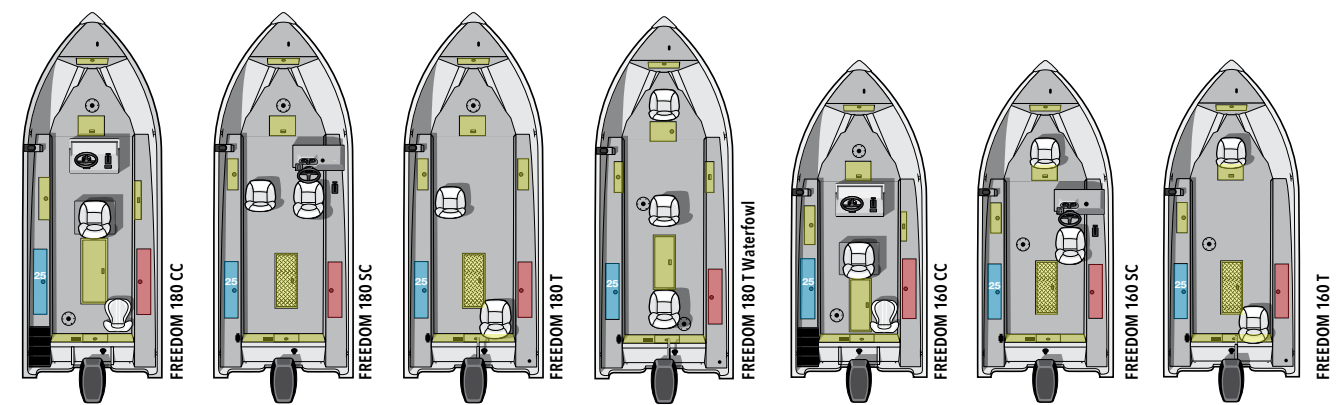
OPEN FLOOR SPACE FOR FISHABILITY



FRESHCATCH 25-GALLON LIVEWELL



DELUXE CONSOLE (160 SC)



COLORS:



FEATURES & OPTIONS

INTERIOR



PREMIUM STEERING




EXTERIOR



SEATING



FISHING



CANVAS



AVAILABLE PACKAGES

- ALL-WEATHER PACKAGE:**
- Snap-on Mooring Cover
 - Snap-in Carpet
 - Fisherman's Top

- POWER PACKAGE:**
- Sonar Unit
 - Trolling Motor
 - Quick Disconnect



- BERT'S CUSTOM TACKLE STARTER CRADLE PACKAGE:**
- Two 2" Riser/Cradles
 - Two 6" Riser/Cradles

- ANGLER TUBE PACKAGE:**
- Tool Holder
 - Cup Holder
 - Four Tube Rod Holders

- BERT'S CUSTOM TACKLE ANGLER CRADLE PACKAGE:**
- Tool Holder
 - Cup Holder
 - Two 2" Riser/Cradles
 - Two 6" Riser/Cradles
 - Two 10" Riser/Cradles

- BERT'S CUSTOM TACKLE PRO PACKAGE:**
- Tool Holder
 - Cup Holder
 - Two Rod Trees
 - Two Rod Holder Tubes
 - Two 2" Riser/Cradles
 - Two 6" Riser/Cradles
 - Two 10" Riser/Cradles



- LAKE TROLLER KIT**
- Four Gunwale Track Mounts
 - Four Rocket Launchers

- LAKE MASTER KIT**
- Four Gunwale Track Mounts
 - Two Power Lock Rod Holders
 - Two R-5 Rod Holders
 - Two 6" Extensions

- Striker Pack**
- Six Gunwale Track Mounts
 - Two Rocket Launchers
 - Two Power Lock Rod Holders
 - Two R-5 Rod Holders
 - Two 6" Extensions

INTERIOR

- AM/FM Stereo
- Depth Gauge
- Trim Gauge
- In-dash GPS/Fish Finder
- Snap-in Carpet
- On-board Battery Charger
- Cargo Net
- Transom Shower
- Yarblow Ventilation System

PREMIUM STEERING

Ask your dealer how you can optimize your boat's steering with premium steering options.

EXTERIOR

- Ski Pylon
- 3-step Boarding Ladder
- Convertible Rear Bench Seat

SEATING

- Low Back Helm Chair
- Captain's Seat
- Bow Cushions
- Additional Pro Style Wood-free Fishing Seat
- Power Pedestal
- Stand Up Fishing Seat
- Storage Box with Seat

FISHING

- Side Deck Mounted Aluminum Tracks with Plastic Step Pads
- Bow-mounted Trolling Motor
- C-Zone Digital Wiring System
- Dual Shifters

CANVAS

- Full Enclosure With Drop Down Curtain
- Full Enclosure
- Snap-on Mooring Cover
- Trailerable Ratchet Cover

UTILITIES

	Length	Beam	Depth	Interior Depth	Transom Width	Transom Height	Dry Weight (Lb)	Maximum Persons	Maximum Person Cap.	Maximum HP	Fuel Capacity (Gal.)*	Color	Bottom Gauge	Side Gauge	Rib Gauge
16' SF DLX	16'4"	70"	31"	22"	63"	20"	480	5	610	40	N/A	Black	.070"	.060"	.064"
14' SF DLX (TL/TS)	14'5"	68"	30"	22"	60"	20" / 15"	425	4	465	30/20	N/A	Black	.070"	.060"	.064"
16' SF	16'4"	70"	29"	20"	56"	20"	480	5	610	30	N/A	Black	.100"	.060"	.064"
14' SF (TL/TS)	14'5"	68"	30"	30"	60"	20" / 15"	245	4	465	30/20	N/A	Black	.070"	.060"	.064"
14' SF SPLIT SEAT (TL/TS)	14'5"	68"	30"	30"	60"	20" / 15"	245	4	550	30/20	N/A	Black	.070"	.060"	.064"
14' SL	13'10"	59"	20"	20"	50"	15"	130	4	465	15	N/A	White	.050"	.050"	.050"
12' SL	11'9"	56"	20"	20"	50"	15"	112	3	395	10	N/A	White	.050"	.050"	.050"
15' ALASKAN TL SPLIT SEAT DLX	14'11"	68"	27"	21"	59"	20"	340	4	550	30	N/A	Gray	.070"	.060"	.064"
15' ALASKAN TS SPLIT SEAT DLX	14'11"	68"	27"	21"	59"	15"	330	4	550	30	N/A	Gray	.070"	.060"	.064"
13' ALASKAN TL SPLIT SEAT DLX	12'11"	66"	26"	20"	56"	20"	190	3	325	20	N/A	Gray	.064"	.060"	.064"
13' ALASKAN TS SPLIT SEAT DLX	12'11"	66"	26"	20"	56"	15"	190	3	325	20	N/A	Gray	.064"	.060"	.064"
1648 JON	16'0"	72"	22"	22"	71"	20" / 15"	295	4	555	35	N/A	Beige	.080"	.080"	.072"
1448 JON	14'0"	72"	22"	22"	71"	20" / 15"	260	3	400	25	N/A	Beige	.080"	.080"	.072"
1436 JON	14'0"	57"	18"	18"	56"	15"	185	3	395	20	N/A	Beige	.080"	.080"	.064"
1232 JON	12'0"	51"	16"	16"	50"	15"	120	2	250	6	N/A	Beige	.050"	.050"	.050"
1032 JON	10'0"	51"	16"	16"	50"	15"	100	2	250	3	N/A	Beige	.050"	.050"	.050"

Specifications are U.S. Coast Guard-approved and may vary by country.

*Starcraft uses diurnal EPA certified tanks which may hold less than listed content by approximately 10%.



16' SF DLX
(SHOWN WITH OPTIONAL TROLLING MOTOR)



14' SF DLX
(SHOWN WITH OPTIONAL TROLLING MOTOR)



16' SF



14' SF
(ALSO AVAILABLE IN SPLIT SEAT CONFIGURATION)



14' SL




12' SL



**15' ALASKAN TS/TL
SPLIT SEAT DLX**



**13' ALASKAN TS/TL
SPLIT SEAT DLX**




1648 JON




1448 JON



1436 JON



1232 JON



1032 JON

STANDARDS & OPTIONS

	MARINER XT	MARINER XS	MARINER XPT	DELTA 188 DC PRO	DELTA 188 DC	DELTA 188 FXS	DELTA 188 T	DELTA 178 DC PRO	DELTA 178 SC PRO	DELTA 178 DC	DELTA 178 FXS	FISHMASTER 210 DC	FISHMASTER 196 DC	STX 2050	SUPERFISHERMAN 186 DC	RENEGADE 168 DC	RENEGADE 168 SC	STORM 17 DC PRO	STORM 17 SC PRO	STORM 17 T PRO	STORM 17 DC	STORM 17 SC	STORM 17 T	STORM 16 DC PRO	STORM 16 SC PRO	STORM 16 T PRO	STORM 16 DC	STORM 16 SC	STORM 16 T	STEALTH 16 DC	STEALTH 16 SC	STEALTH 16 TL	PATRIOT 16 DLX SC	PATRIOT 16 DLX TL	PATRIOT 16 SC	PATRIOT 16 TL	PATRIOT 14 TL				
HULL CONSTRUCTION																																									
Limited Lifetime Deck Warranty	S	S	S	S	S	S	S	S	S	S	S	S	S	S	S	S	S	S	S	S	S	S	S	S	S	S	S	S	S	S	S	S	S	S	S	S	S	S	S		
Lifetime Riveted Seams Warranty	S	S	S	S	S	S	S	S	S	S	S	S	S	S	S	S	S	S	S	S	S	S	S	S	S	S	S	S	S	S	S	S	S	S	S	S	S	S	S	S	
Power-Trac Hull®	•	•	•	•	•	•	•	•	•	•	•	S	S	S	S	S	S	•	•	•	•	•	•	•	•	•	•	•	•	•	•	•	•	•	•	•	•	•	•	•	
VPS Hull	S	S	S	S	S	S	S	S	S	S	S	•	•	•	•	•	•	S	S	S	S	S	S	S	S	S	S	S	S	S	S	•	•	•	•	•	•	•	•	•	
Torsion Beam Construction	•	•	•	•	•	•	•	•	•	•	•	S	S	S	S	S	S	•	•	•	•	•	•	•	•	•	•	•	•	•	•	•	•	•	•	•	•	•	•	•	•
Double-Riveted Chine & Transom Seams	S	S	S	S	S	S	S	S	S	S	S	S	S	S	S	S	S	S	S	S	S	S	S	S	S	S	S	S	S	S	S	S	S	S	S	S	S	S	S	S	
7-ply Pressure Treated Floor	S	S	S	S	S	S	S	S	S	S	S	S	S	S	S	S	S	S	S	S	S	S	S	S	S	S	S	S	S	S	S	S	S	S	S	S	S	S	S	S	
FLOORING																																									
Vinyl Floor Covering	S	S	S	S	S	S	S	S	S	S	S	S	S	S	S	S	S	S	S	S	S	S	S	S	S	S	S	S	S	S	S	S	S	S	S	S	S	S	S	S	
COCKPIT																																									
6-Year Carpet Warranty	S	S	S	S	S	S	S	S	S	S	S	S	S	S	S	S	S	S	S	S	S	S	S	S	S	S	S	S	S	S	S	S	S	S	S	S	S	S	S	S	
High-back Helm Chair	S	S	S	0	0	0	•	•	•	•	•	S	S	S	0	•	•	•	•	•	•	•	•	•	•	•	•	•	•	•	•	•	•	•	•	•	•	•	•	•	•
High-back Passenger Chair	S	S	S	0	0	0	•	•	•	•	•	S	S	S	•	•	•	•	•	•	•	•	•	•	•	•	•	•	•	•	•	•	•	•	•	•	•	•	•	•	•
Bass Seats (Qty)	2	2	2	3	3	3	3	3	3	3	3	2	2	2	3	2	2	3	3	3	3	3	3	3	2	2	2	2	2	2	2	2	2	2	2	2	2	2	2	2	
Stand Up Fish Seat	•	•	•	0	0	0	0	0	0	0	0	0	0	0	0	0	0	0	0	0	0	0	0	0	0	0	0	0	0	0	0	0	0	0	0	0	0	0	0	0	
Stern Seats or Jump Seats	S	S	S	0	S	S	•	0	0	S	S	S	S	•	S	0	0	0	0	•	0	0	•	0	0	•	0	0	•	0	0	•	0	0	•	0	0	•	0	0	
Bow Cushions	•	•	•	0	0	S	•	0	•	0	S	•	0	•	•	•	•	•	•	•	•	•	•	•	•	•	•	•	•	•	•	•	•	•	•	•	•	•	•	•	
Helm Chair Slider	S	S	S	S	S	S	•	S	S	S	S	S	S	S	S	S	S	S	S	S	S	S	S	S	S	S	S	S	S	S	S	S	S	S	S	S	S	S	S	S	
3-step Boarding Ladder	0	0	0	0	0	0	0	0	0	0	0	0	0	0	0	0	0	0	0	0	0	0	0	0	0	0	0	0	0	0	0	0	0	0	0	0	0	0	0	0	
Power Pedestals	0	0	0	0	0	0	•	0	0	0	0	0	0	0	•	•	•	0	0	0	0	0	0	0	0	0	0	0	0	0	0	0	0	0	0	0	0	0	0	0	
Aluminum Tracks with Plastic Step Pads	•	•	•	•	•	•	•	•	•	•	•	S	S	•	•	•	•	•	•	•	•	•	•	•	•	•	•	•	•	•	•	•	•	•	•	•	•	•	•	•	
Integrated Gunnel Track System	S	S	S	S	S	S	S	S	S	S	S	•	•	•	•	•	•	S	S	S	S	S	S	S	S	S	S	S	S	S	S	S	S	S	S	S	S	S	S		
CONSOLE/DASH																																									
Gauge Package - Speedometer, Tachometer, Voltmeter and Fuel	S	S	S	S	S	S	S	S	S	S	S	S	S	S	S	S	S	S	S	S	S	S	S	S	S	S	S	S	S	S	S	S	S	S	S	S	S	S	S	S	
AM/FM Stereo	S	S	S	S	S	S	S	S	S	S	S	S	S	S	0	0	0	0	0	0	0	0	0	0	0	0	0	0	0	0	0	0	0	0	0	0	0	0	0	0	
Sonar Unit	0	0	0	0	0	0	0	0	0	0	0	0	0	0	0	0	0	0	0	0	0	0	0	0	0	0	0	0	0	0	0	0	0	0	0	0	0	0	0	0	
Dual Shifters	0	0	0	0	0	0	•	0	0	0	0	0	0	0	•	•	•	•	•	•	•	•	•	•	•	•	•	•	•	•	•	•	•	•	•	•	•	•	•	•	
Depth Gauge	•	•	•	•	•	•	•	•	•	•	•	0	•	•	0	0	0	0	0	0	0	0	0	0	0	0	0	0	0	0	0	0	0	0	0	0	0	0	0	0	
Trim Gauge	0	0	0	0	0	0	•	0	0	0	0	0	0	0	0	0	0	0	0	0	0	0	0	0	0	0	0	0	0	0	0	0	0	0	0	0	0	0	0	0	
GPS/Fish Finder	0	0	0	0	0	0	0	0	0	0	0	0	0	0	0	0	0	0	0	0	0	0	0	0	0	0	0	0	0	0	0	0	0	0	0	0	0	0	0	0	
LIVEWELL																																									
Stern Livewell (Gal.)	36	36	36	36	36	36	36	36	36	36	36	•	20	36	28	30	30	20	20	20	20	20	20	20	20	20	20	20	20	20	20	20	20	20	20	20	20	20	20		
Bow Livewell (Gal.)	25	25	25	15	15	15	15	15	15	15	15	25	25	•	18	15	15	•	•	•	•	•	•	•	•	•	•	•	•	•	•	•	•	•	•	•	•	•	•		
Aerated Baitwell	•	•	•	S	S	S	•	S	S	S	S	•	•	S	•	•	•	•	•	•	•	•	•	•	•	•	•	•	•	•	•	•	•	•	•	•	•	•	•	•	

STANDARDS & OPTIONS

	MARINER XT	MARINER XS	MARINER XPT	DELTA 188 DC PRO	DELTA 188 DC	DELTA 188 FXS	DELTA 188 T	DELTA 178 DC PRO	DELTA 178 SC PRO	DELTA 178 DC	DELTA 178 FXS	FISHMASTER 210 DC	FISHMASTER 196 DC	STX 2050	SUPERFISHERMAN 186 DC	RENEGADE 168 DC	RENEGADE 168 SC	STORM 176 DC PRO	STORM 176 SC PRO	STORM 176 T PRO	STORM 176 DC	STORM 176 SC	STORM 176 T	STORM 166 DC PRO	STORM 166 SC PRO	STORM 166 T PRO	STORM 166 DC	STORM 166 SC	STORM 166 T	STEALTH 16 DC	STEALTH 16 SC	STEALTH 16 TL	PATRIOT 16 DLX SC	PATRIOT 16 DLX TL	PATRIOT 16 SC	PATRIOT 16 TL	PATRIOT 14 TL			
ELECTRICAL																																								
Courtesy Lights	S	S	S	S	S	S	*	S	S	S	S	S	S	S	S	*	*	S	S	S	S	S	S	S	S	S	S	S	S	S	*	*	*	*	*	*	*	*	*	
Power Point / USB	S	S	S	S	S	S	S	S	S	S	S	S	S	S	S	S	S	S	S	S	S	S	S	S	S	S	S	S	S	S	S	S	S	S	S	S	S	S	S	
Circuit Breakers	S	S	S	S	S	S	S	S	S	S	S	S	S	S	S	S	S	S	S	S	S	S	S	S	S	S	S	S	S	S	S	S	S	S	S	*	*	*	*	
Trolling Motor Plug	S	S	S	S	S	S	S	S	S	S	S	S	S	S	S	S	S	S	S	S	S	S	S	S	S	S	S	S	S	S	S	S	S	S	S	S	S	S	S	
On-board Battery Charger	0	0	0	0	0	0	0	0	0	0	0	0	0	S	0	0	0	0	0	0	0	0	0	0	0	0	0	0	0	0	0	0	0	0	0	0	0	0	0	
MECHANICAL																																								
Hydraulic Steering	S	S	S	S	S	S	*	0	0	0	0	S	S	S	*	*	*	*	*	*	*	*	*	*	*	*	*	*	*	*	*	*	*	*	*	*	*	*	*	
Lake Water Washdown System	S	S	S	*	*	*	*	*	*	*	*	S	S	*	*	*	*	*	*	*	*	*	*	*	*	*	*	*	*	*	*	*	*	*	*	*	*	*	*	*
MISCELLANEOUS																																								
Pull-up Cleats	S	S	S	S	S	S	S	S	S	S	*	*	S	*	*	*	S	S	S	S	S	S	S	S	S	S	S	S	S	S	*	*	*	*	*	*	*	*	*	
Bow Cushions	*	*	*	0	0	S	*	0	*	0	S	*	0	*	0	*	*	*	*	*	*	*	*	*	*	*	*	*	*	*	*	*	*	*	*	*	*	*	*	*
Ski Pylon/Tow	*	0	*	0	0	*	*	*	*	0	0	*	*	*	*	*	*	*	*	*	*	*	*	*	*	*	*	*	*	*	*	*	*	*	*	*	*	*	*	*
Bow-mounted Trolling Motor	0	0	0	0	0	0	0	0	0	0	0	0	0	0	0	0	0	0	0	0	0	0	0	0	0	0	0	0	0	0	0	0	0	0	0	0	0	0	0	
CANVAS																																								
Full Enclosure - Side, Drop, Walk-through and Bow Curtains	0	0	0	0	0	*	*	0	*	0	0	0	0	0	0	0	0	0	0	0	0	0	0	0	0	0	0	0	0	0	0	0	0	0	0	0	0	0	0	0
Drop Curtain	0	0	0	0	0	*	*	0	*	0	0	0	0	0	0	0	0	0	0	0	0	0	0	0	0	0	0	0	0	0	0	0	0	0	0	0	0	0	0	0
Trailerable Ratchet Cover	0	0	0	0	0	0	0	0	0	0	0	0	0	0	0	0	0	0	0	0	0	0	0	0	0	0	0	0	0	0	0	0	0	0	0	0	0	0	0	0
Fisherman's Top	0	0	0	0	0	*	*	0	*	0	0	S	S	0	0	0	*	0	*	*	0	*	*	0	*	*	0	*	*	0	*	*	0	*	*	0	*	*	0	
Snap-on Mooring Cover	0	0	0	0	0	0	0	0	0	0	0	0	0	0	0	0	0	0	0	0	0	0	0	0	0	0	0	0	0	0	0	0	0	0	0	0	0	0	0	0

S = STANDARD 0 = OPTION * = NOT AVAILABLE ON THIS MODEL

AUTHORIZED STARCRAFT DEALER:



FOR THE LATEST NEWS, MODEL UPDATES AND OTHER INFORMATION, PLEASE VISIT STARCRAFTMARINE.COM.

TO TALK TO THE DEALER NEAREST YOU, DIAL 1-866-772-4538.

Connects directly to dealer. Please call during business hours.

STARCRAFT PROUDLY OFFERS:



In the interest of continually developing the finest products possible, Starcraft reserves the right to change products and specifications without notice. All representations in the catalog are believed to be correct at the time of publication. Some optional equipment may be shown in some photographs. Some models may not be available outside the United States.

Overheads are not to scale in the catalog.



©2024 Starcraft Printed in U.S.A. 12/24

Smoker Craft, Inc. reserves the right to modify or change any standard equipment or options due to supply chain and vendor shortages without notice.

STARCRAFT | P.O. BOX 65 | 68143 CLUNETTE STREET | NEW PARIS, IN 46553

FIND US ON:

