



STARCRAFT
MARINE

2024 FISHING SERIES

FISHING. IT'S IN OUR BLOOD.

While plenty of companies sell aluminum fishing boats today, we've been in business since 1903. That's when a young visionary named Arthur Schrock hand crafted the very first boat for the company that went on to become Starcraft. Before long, Starcraft boats established an international reputation for their smooth, dry ride, their innovative fishing features, and their exceptional build quality. We set the standards among North American boat builders with breakthrough designs and countless industry firsts — including our exclusive Lifetime +6 warranty. We're proud of our heritage and the timeless values that continue to guide us forward today.

Now led by the fourth generation of the Schrock family, Starcraft Marine continues to lead the industry with innovative interior layouts that maximize interior space and high-performance hulls that deliver exceptional strength, fuel economy and performance. That's why so many top professional guides and touring pro anglers across North America rely on Starcraft when there's money on the line. We work closely with a select team of top anglers and apply their knowledge and input across our entire lineup, bringing pro features to great models that fit every budget.

While a lot has changed since 1903, what has remained steady is our unwavering commitment to quality and innovation. We invite you to explore the 2024 lineup and see why generation after generation of serious anglers continue to rely on Starcraft. Because when fishing's in your blood, only the best will do.




Sara (Schrock) Barrett



Sara (Schrock) Barrett,
Susan (Schrock) Graff,
Cinda (Schrock) McKinney



Susan (Schrock) Graff



Sadie and Nate Barrett
Fifth Generation
Schrock Family Members



From left to right: Phil Smoker, Doug Smoker, Peter Barrett



Caleb Barrett
Fifth Generation
Schrock Family Member



- Limited lifetime warranty on hull and structure
- 6-year warranty on all components, carpet and upholstery*
- All parts and labor
- 100% administered by Starcraft Customer Service Department
- Transferable to second owner

The only warranty with 250 years of heritage behind it.

**THE INDUSTRY'S
BEST WARRANTY.
PERIOD.**




PRO TEAM

- | | |
|--|---|
| 1. Rob Barnes
Lake Orion, MI | 12. Jake Romanack
Marion, MI |
| 2. Kalvin Brady II
West Bloomfield, MI | 13. Mark Romanack
Tustin, MI |
| 3. Mark Carr
Perrysville, OH | 14. Ryan Sagady
Bay City, MI |
| 4. Scott Chevalier
Menominee, MI | 15. Clayton Schick
Regina, Saskatchewan,
Canada |
| 5. Ed Clements
Bay City, MI | 16. David Shipman
Weston, MO |
| 6. Dean Cushman
Wolverine Lake, MI | 17. Jeremiah Voithofer
Farmington, PA |
| 7. Kurt Doller
Sandusky, OH | 18. Ron Winter
Essex Junction, VT |
| 8. Matt Gutches
Central Square, NY | 19. Darrell Wood
Sandusky, OH |
| 9. Philip Jackson II
Belleville, MI | 20. Greg Yarbrough,
Team Captain
Port Clinton, OH |
| 10. Jeffrey Manz
Sault Ste. Marie, MI | |
| 11. John Milson
Windsor, Ontario, Canada | |



THE CHOICE OF THE PROS.

Starcraft is proud to work with an elite team of top professional guides and leading tournament anglers competing at both the local and national level throughout North America. With numerous World Championship and Team-of-the-Year titles to their credit, Team Starcraft anglers demand nothing less than the highest level of performance and reliability, day after day. These anglers share their experiences and insights with our engineers, providing tremendous feedback from real world, on-the-water experience. It's the kind of insider knowledge that helps us to continually fine tune our designs and build better boats that anglers can take pride in.



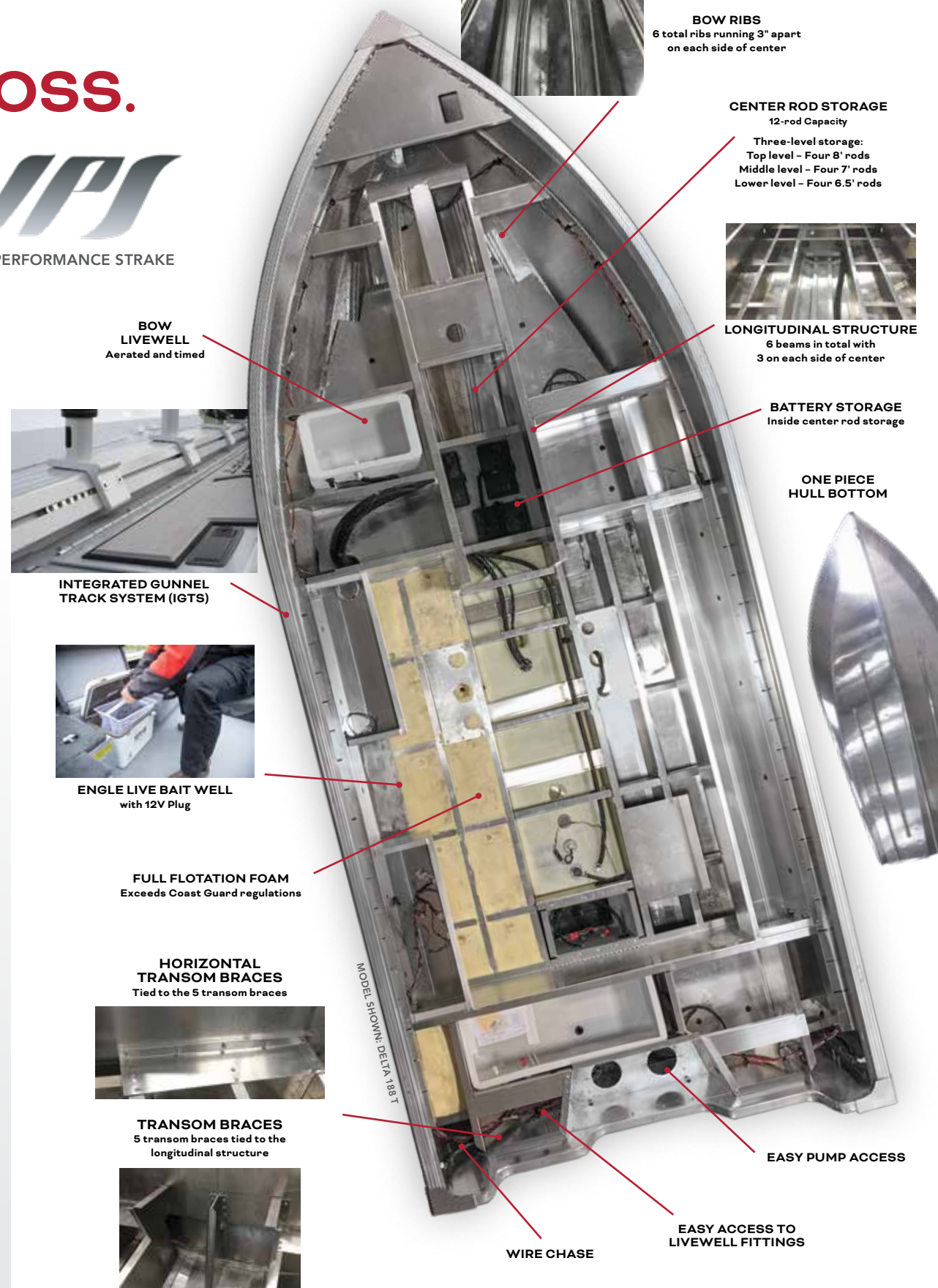

GENERATION 2 MEET THE NEW BOSS.

AVAILABLE ON THE DELTA AND STORM SERIES.

Starcraft's revolutionary Vertex Performance Strake (VPS) hull sets the standard for high performance in aluminum fishing boat design, providing unrivaled acceleration, unequaled handling and the highest ride quality in the industry.

Specially designed, integrated performance strakes feed nothing but clean, undisturbed water to the propeller for maximum bite. That means enhanced boat controls, greater bow lift and a quicker time to plane — even when running with less horsepower.

Break out to the big water and you'll immediately feel the VPS difference, with its unprecedented stability and its higher, drier ride. That's something everyone can appreciate.





FAST DRAIN SYSTEM (FDS)

Our enhanced system quickly routes water from the main floor to the bilge through specially designed channels in the cockpit.



TOE KICKS

Toe kicks are strategically placed throughout the cockpit, providing top storage and additional safety.



FISHERMAN TOPS

Optional fisherman tops feature removable clear-view port and starboard visors. Plus, fast-open side curtains make it easy to reach outside for docking.

Not available on all models.



CONVENIENT STORAGE

Standard on Delta and Storm Pro models, convenient storage compartments are perfect for Plano tackle trays and other fishing accessories.

GENERATION 1 POWER-TRAC HULLS—PROVEN PERFORMANCE

STANDARD ON FISHMASTER, STX AND SUPERFISHERMAN.

INNER STRENGTH

Starcraft's legendary Power-Trac Hull® rides on our exclusive Torsion Beam Construction (TBC) stringer system for a smoother ride in rough water. Longitudinal machine-formed ribs deliver the ideal balance of strength and flexibility to smooth out rough seas and maintain absolute control.




LEGENDARY HANDLING

Reverse chines and an aggressive deadrise at the transom conquer the waves for an unbelievably smooth and dry ride. Apart from providing smoother planing performance, our Power-Trac Hull design improves handling in all water conditions for a more pleasing ride and better fuel economy.



HIGH AND DRY

The combination of spray rails rolled into the side panels and Power-Trac's reverse-chine design beat down spray and keep water out of the boat — something you especially appreciate when heading out on those cold mornings early or late in the season.



OUR COMMITMENT TO YOU: SUPERIOR CRAFTSMANSHIP.

As passionate anglers, we know firsthand all the things that create a better fishing experience. It starts with better materials, superior construction methods and innovative hull designs that deliver the very best ride and handling in all types of water. It also means delivering better fishing foundations: larger bow platforms, state-of-the-art livewells, exciting consoles and plenty of secure rod storage. And it's topped off with top-quality factory-installed features and an impressive, durable paint finish that's worthy of carrying our name.



HEAVY GAUGE ALUMINUM is de-coiled into flat sheets that are ready to be cut, bent and molded for production.



CNC ROUTED parts are cut out on a router to the exact dimensions to fit perfectly into every boat.



ONE-PIECE ALUMINUM BOTTOM is folded and molded to the greatest intrinsic shape.



RIVETED for superior strength, allowing the flexing needed for a smooth, dry ride.



5052 H34 Marine-grade, 100-gauge aluminum resists dents, dings and corrosion for years of reliability.



THROUGH-BOLTED TRANSOM BRACES Allow for the high horsepower engines.



POWER-TRAC HULL® combines longitudinal, machine-formed ribs with Starcraft's exclusive Torsion Beam Construction (TBC) stringer system that flexes with the waves instead of against them, providing greater strength and a smoother ride. Available on Fishmaster, STX, Superfisherman, Renegade and Stealth models.



7-LAYER MARINE-GRADE PLYWOOD FLOORS injected with urethane foam deliver maximum buoyancy, and all carpet and vinyl is installed with spray adhesive to avoid any loose fitting materials.



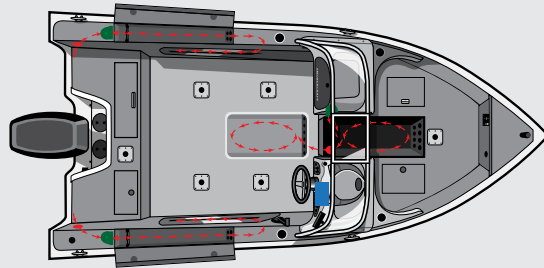
FULL PAINTED HULLS are primed before painting and baked twice to provide showroom looks for years to come.



ALL DECALS are installed by hand, giving the boat a finished look that is unmatched.

YARBLOW VENTILATION SYSTEM *Standard on Delta Series.*

Starcraft is proud to offer the exclusive Yarbrow Ventilation System that better protects your expensive fishing gear and tackle by preventing rust and corrosion. Yarbrow uses pressurized air to eliminate mold and mildew in the bilge and dry storage areas resulting from humidity and normal precipitation. It's all part of our commitment to providing peace of mind and giving you more value for your investment.



- BLOWER
- BATTERY CHARGER
- VENT/AIR INTAKE
- AIR FLOW



You can count on Starcraft fishing boats to be backed by the industry's best warranty. The exclusive Lifetime +6 warranty provides a limited lifetime warranty on the hull and structure and a 6-year warranty on all components, including carpet, upholstery and electronics. The warranty covers all parts and labor and is transferable to a second owner.



BOW PLATFORMS

Starcraft fishing boats feature wide beams and large, open casting platforms. Flush in-floor storage and livewells give you unobstructed space for maneuvering. And the enhanced interior depth of our deep-V hulls provides added safety in rough conditions.



CONSOLES

Starcraft deluxe consoles are sleek and contemporary with sports car styling and ergonomic comfort at the helm. Select models feature a full array of fog-free gauges, hydraulic steering, lighted rocker switches and space to conveniently mount a sonar unit.

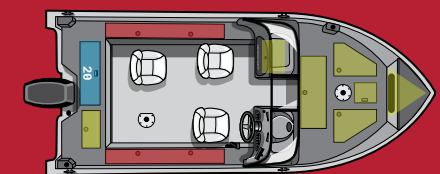


ROD STORAGE

Our rod storage spaces are designed to give you the ability to take and easily access all your favorite gear. Select models feature lockable bow in-floor center storage that safely stows up to 12 rods.



OVERHEAD KEY



- Storage
- Rod Storage
- Livewell

CONVENIENT, RELIABLE, STATE-OF-THE ART LIVEWELLS

You can count on Starcraft for large-capacity, state-of-the-art aerated livewells to hold your catch and keep it fresh all day. Select models feature an aerated, timed and recirculating livewell with an integrated baitwell and oxygenator.



FRESHCATCH LIVEWELL

Our aerated livewells are timed for convenience and feature a PowerStream nozzle, a single bilge and black thru-hulls.



FRESHCATCH PRO LIVEWELL

Our pro livewells are aerated and timed, plus they feature a recirculating pump to move more water and oxygen into the tanks to keep fish active. Highlights include a PowerStream aerator, black thru-hulls and PowerStream nozzle.

C-ZONE DIGITAL WIRING SYSTEM



Simplify your boat's operation system with C-Zone digital wiring. C-Zone, standard on all Storm, Adventurer and STX series boats, gives you complete control of all electrical functions with the touch of a button. From monitoring pump levels, battery levels and other critical functions, to optimizing the onboard environment via a multi-circuit switch, you can take your boat to the next level of performance and sophistication when you let C-Zone do the thinking.

STORM SERIES STANDARD FEATURES:

- Clean Dash
 - Dash-mounted Waterproof Switch Pad
 - Can be Integrated with MFD
- Simple Installation and Maintenance
- Integrated Circuit Protection
- Complete Control
 - Navigation Lights
 - LED Lights
 - Stereo System

Scan the code to learn more:



DELTA



DELTA 188 DC PRO • Shown with Optional Trolling Motor and Sonar Unit



Explore the
Delta showroom!



DELTA 178 DC • Shown with Optional Trolling Motor and Sonar Unit



DELTA 188 FXS • Shown with Optional Trolling Motor and Sonar Unit



DELTA 188 T • Shown with Optional Trolling Motor and Sonar Unit



WHEN SECOND BEST WON'T DO.


Fishing isn't just something you do. It's part of who you are. Sound familiar? Then meet your new fishing buddy—Delta, by Starcraft. With a full load of pro features like twin FreshCatch livewells, a big raised bow casting deck, locking in-deck rod storage and a pro-style console with plenty of space for electronics, Delta is made to fish hard day after day—just like you. Delta plays hard too, which is why it comes in your choice of side console, dual console or fish-and-ski floorplans, in lengths from 17' to 18'.



	Max HP*	Fuel Capacity (gal.)**	Length Overall	Beam	Dry Weight (lbs)	Max Capacity (lbs)	Capacity (Persons / lbs)	Inside Depth	Seats	Depth	Transom Height (Engine)	Bottom Gauge	Side Gauge	Deadrise (Deg. at transom)
Delta 188 DC PRO	175	38	18'11"	96"	1792	1600	7/900	23"	3	41"	25"	.125"	.080"	15°
Delta 188 DC	175	38	18'11"	96"	1792	1600	7/900	23"	3	41"	25"	.125"	.080"	15°
Delta 188 FXS	175	38	18'11"	96"	1792	1600	7/900	23"	3	41"	25"	.125"	.080"	15°
Delta 188 T	90	38	18'11"	96"	1603	1328	5/700	23"	3	41"	25"	.125"	.080"	15°
Delta 178 DC PRO	150	31	17'11"	96"	1731	1600	7/900	22"	3	39"	25"	.125"	.080"	15°
Delta 178 SC PRO	150	31	17'11"	96"	1731	1600	7/900	22"	3	39"	25"	.125"	.080"	15°
Delta 178 DC	150	31	17'11"	96"	1731	1600	7/900	22"	3	39"	25"	.125"	.080"	15°
Delta 178 FXS	150	31	17'11"	96"	1731	1600	7/900	22"	3	39"	25"	.125"	.080"	15°

*Hydraulic steering is required for all 150HP and above.

**Starcraft uses diurnal EPA certified tanks which may hold less than listed content by approximately 10%.



COLORS:


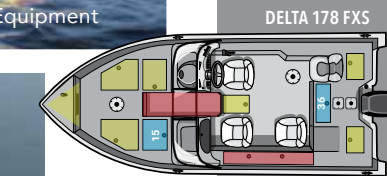
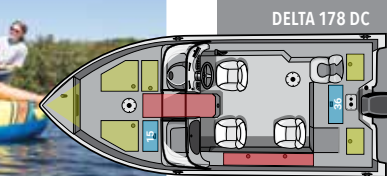
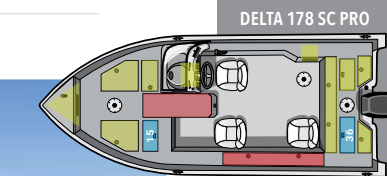
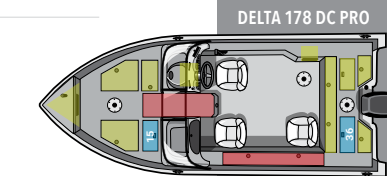
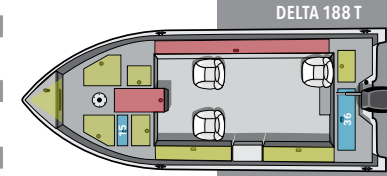
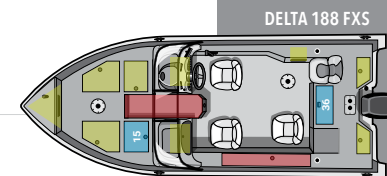
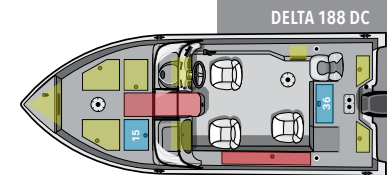
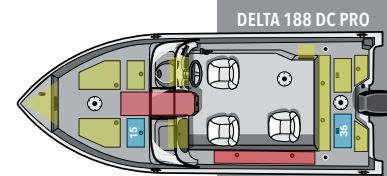
Sapphire Blue with Silver Stripe



Burgundy with Silver Stripe



Black with Silver Stripe



DELTA 178 FXS • Shown with Optional Equipment



STANDARD FEATURES

- Lifetime +6 Warranty
- 7-ply Pressure-treated Floor and Deck
- Battery Charger
- Four, Pro-style Wood-Free Fishing Seats
- Full-length Splash Pan
- Gauge Package — Speedometer, Tachometer, Voltmeter and Fuel (N/A 188 T)
- High-pressure Washdown System
- Hydraulic Steering
- JENSEN® MS3A Stereo with Bluetooth®
- Power-Trac Hull®

LIVEWELL & ROD STORAGE

- 36-gallon Aerated Stern Livewell with Baitwell and Oxygenator
- 15-gallon Bow Livewell
- Bert's Custom Tackle Rod Tracks
- Bow Bait Storage
- Center Storage for Six, 8' Rods

POPULAR PACKAGES

- Bert's Custom Tackle Packages (See Page 24 for Details)
- All-Weather Package
 - Fisherman's Top
 - Snap-in Carpet
 - Snap-on Mooring Cover
- Power Package
 - 12/24V Trolling Motor
 - Quick Disconnect
 - Sonar Unit

POPULAR OPTIONS

- Additional Pro-style Wood-free Fishing Seat
- Baitwell Cooler
- Cable Sleeve
- Cargo Net (36" or 48")
- Depth Gauge (N/A on 188 T)
- Drop Curtain (N/A on 188 T)
- Dual Shifters (N/A on 188 T)
- Fuel/Water Separator
- Full Enclosure (Side, Aft, Walk-through and Bow Curtains) (N/A on 188 T)
- In-dash GPS/Fish Finder (Humminbird® IDMK HELIX 5)
- Operator Air Glide Pedestal Upgrade
- Power Pedestal
- SeaStar™ Hydraulic Steering
- Seat Post, Mount and Slider
- Ski Tow Pylon
- Stand-up Fishing Seat with Hardware
- Swim Platform with Stainless Steel 3-Step Ladder
- Trailerable Ratchet Cover
- Trim Gauge (N/A on 188 T)



FISHMASTER



FISHMASTER 196 DC • Shown with Optional Trolling Motor, Sonar Unit and Bert's Custom Tackle Package



Explore the Fishmaster showroom!

BIG WATER = BIG FISH.

With its deep-V Power-Trac Hull, massive freeboard and wide, flaring bow to keep spray out of the boat, Fishmaster is the big-water angler's ultimate choice. The massive, open cockpit offers plenty of interior depth and the protection of a full windshield for all-weather comfort out on the big water. Roomy port and starboard rod storage and removable jump seats give this ride incredible convenience and versatility, while its iron-tough all-vinyl flooring makes cleanup a snap. Want to stop and cast? Fishmaster still offers a raised bow deck, complete with a mounting pad for an electric motor. No boat delivers greater big-water versatility.

FISHMASTER 196 DC • Shown with Optional Trolling Motor, Sonar Unit and Bert's Custom Tackle Package





	Max HP*	Fuel Capacity (gal.)**	Length Overall	Beam	Dry Weight (lbs)	Max Capacity (lbs)	Capacity (Persons / lbs)	Inside Depth	Seats	Depth	Transom Height (Engine)	Bottom Gauge	Side Gauge	Deadrise (Deg. at transom)
Fishmaster 210 DC	250	48	20'10"	101"	1986	2160	10/1341	31"	4	51"	25"	.125"	.080"	15°
Fishmaster 196 DC	200	48	19'9"	100"	1785	2050	9/1250	31"	4	49"	25"	.125"	.080"	19°

*Hydraulic steering is required for all 150HP and above.

**Starcraft uses diurnal EPA certified tanks which may hold less than listed content by approximately 10%.

STANDARD FEATURES

- Lifetime +6 Warranty
- 7-ply Pressure-treated Floor and Deck
- Convertible Rear Seating
- EVA Soft Touch Traction Mat Inside Cockpit and Top Deck
- Fisherman's Top
- Four Pro-style Wood-free Fishing Seats
- Full Vinyl Cockpit and Casting Platform
- Gauge Package — Speedometer, Tachometer, Voltmeter and Fuel
- Hydraulic Steering
- In-Floor Storage
- JENSEN® MS3A Stereo with Bluetooth®
- Low Back Helm Chair with Slider
- Power-Trac Hull®
- Washdown Kit
- Wrap-around Windsheild

LIVWELL & ROD STORAGE

- 20-gallon Stern Livewell (196 Only)
- 25-gallon Bow Livewell
- Bert's Custom Tackle Rod Tracks (Two Sets: 24" and 48")
- Port and Starboard Storage for Six, 8' Rods

POPULAR PACKAGES

- Bert's Custom Tackle Packages (See Page 24 for Details)
- All-Weather Package
 - Fisherman's Top
 - Snap-in Carpet
 - Snap-on Mooring Cover

POPULAR OPTIONS

- Additional Pro-style Wood-free Fishing Seat
- Cable Sleeve
- Cargo Net (36" or 48")
- Depth Gauge
- Drop Curtain
- Dual Shifters
- Engine-house Dual Battery System
- Fuel/Water Separator
- Full Enclosure (Side, Aft, Walk-through and Bow Curtains)
- In-dash GPS/Fish Finder (Humminbird® IDMK HELIX 5)
- Power Pedestal
- Seat Post, Mount and Slider
- Sonar Unit
- Stand-up Fishing Seat with Hardware
- Trailerable Ratchet Cover
- Trim Gauge



COLORS:

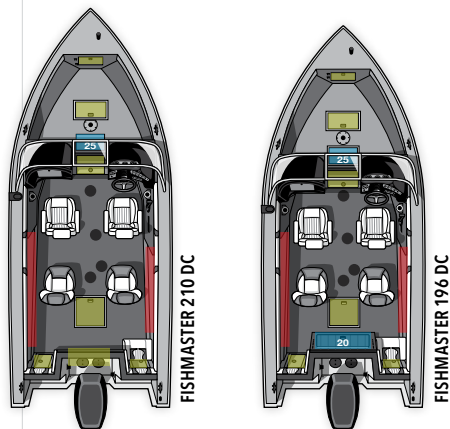
Sapphire Blue with Silver Stripe



Burgundy with Silver Stripe



Black with Silver Stripe



FISHMASTER 210 DC • Shown with Optional Trolling Motor, Sonar Unit and Bert's Custom Tackle Package





STX



Explore the
STX showroom!



STX 2050 • Shown with Optional Bert's Custom Tackle Package, Trolling Motor and Sonar Unit

THE TOURNAMENT CHAMPION.

Designed with some of the top tournament anglers and professional guides in the country, Starcraft STX starts with our legendary Power-Trac Hull for exceptional performance and a smooth, dry ride in even the roughest water. Then we created a spacious interior layout designed for maximum versatility, with a raised front casting deck, a full walk-through windshield for all-weather comfort, and a deep cockpit for open water trolling. Finally, we added thoughtful appointments like twin oversized FreshCatch Pro livewells, a spacious in-floor locking rod compartment and even a high-pressure washdown system. For anglers who want versatility, high performance and pro tournament amenities, the choice is STX.

STX 2050 • Shown with Optional Bert's Custom Tackle Package, Trolling Motor and Sonar Unit





	Max HP*	Fuel Capacity (gal.)**	Length Overall	Beam	Dry Weight (lbs)	Max Capacity (lbs)	Capacity (Persons / lbs)	Inside Depth	Seats	Depth	Transom Height (Engine)	Bottom Gauge	Side Gauge	Deadrise (Deg. at transom)
STX 2050	250	48	20'10"	101"	1650	2160	10/1341	24"	4	42.5"	25"	.125"	.080"	19°

*Hydraulic steering is required for all 150HP and above.

**Starcraft uses diurnal EPA certified tanks which may hold less than listed content by approximately 10%.



COLORS:

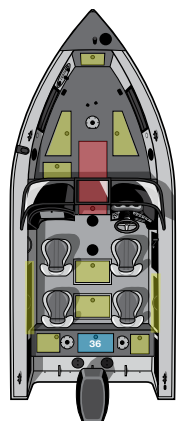
Sapphire Blue with Silver Stripe



Burgundy with Silver Stripe



Black with Silver Stripe



STX 2050



STX 2050 • Shown with Optional Bert's Custom Tackle Package, Trolling Motor and Sonar Unit

STANDARD FEATURES

- Lifetime +6 Warranty
- 7-ply Pressure-treated Floor And Deck
- Battery Charger
- Four Pro-style Wood-Free Fishing Seats
- Full-length Splash Pan
- Gauge Package — Speedometer, Tachometer, Voltmeter and Fuel
- High-pressure Washdown System
- Hydraulic Steering
- JENSEN® MS3A Stereo with Bluetooth®
- Low Back Helm Chair with Slider
- Power-Trac Hull®

LIVEWELL & ROD STORAGE

- 36-gallon Aerated Stern Livewell with Baitwell and Oxygenator
- Bert's Custom Tackle Rod Tracks (Two Sets: 24" and 48")
- Bow Bait Storage
- Center Storage for Six, 8' Rods

POPULAR PACKAGES


- Bert's Custom Tackle Packages (See Page 24 for Details)
- All-Weather Package:
 - Fisherman's Top
 - Snap-in Carpet
 - Snap-on Mooring Cover

POPULAR OPTIONS

- Cable Sleeve
- Cargo Net (36" or 48")
- Depth Gauge
- Drop Curtain
- Dual Shifters
- Engine-house Dual Battery System
- Fuel/Water Separator
- Full Enclosure (Side, Aft, Walk-through and Bow Curtains)
- In-dash GPS/Fish Finder (Humminbird® IDMK HELIX 5)
- Power Pedestal
- Seat Slider
- Sonar Unit
- Stand-up Fishing Seat with Hardware
- Team Starcraft Pro Wrap (Blue or Black)
- Trailerable Ratchet Cover
- Trim Gauge



SUPERFISHERMAN



Explore the Superfisherman showroom!

SUPERFISHERMAN 186 DC • Shown with Optional Stainless Steel 3-step Boarding Ladder, Bert's Custom Tackle Package, Trolling Motor and Sonar Unit

FISH HARD. PLAY HARD. REPEAT.

Wake up at dawn for that early topwater bite, and remind the fish who's boss. Grab the family for a refreshing swim or a ride on the tube, and perhaps an afternoon picnic on the sandbar. Enjoy an after-dinner cruise with the in-laws, then put the hurt on a couple of walleye as the sun goes down. That's just a typical day for Starcraft's Superfisherman, a versatile, comfortable family boat that's equally at home at the cottage or the weekend tournament. Its flexible layout, unmatched creature comforts and eye-popping performance ensure you'll enjoy more smiles per mile than any other boat on the lake.





Max HP*	Fuel Capacity (gal.)**	Length Overall	Beam	Dry Weight (lbs)	Max Capacity (lbs)	Capacity (Persons / lbs)	Inside Depth	Seats	Depth	Transom Height (Engine)	Bottom Gauge	Side Gauge	Deadrise (Deg. at transom)
---------	------------------------	----------------	------	------------------	--------------------	--------------------------	--------------	-------	-------	-------------------------	--------------	------------	----------------------------

Superfisherman 186 DC	200	30	18'7"	100"	1333	2050	9/1215	29"	3	49"	25"	.100"	.080"	19°
------------------------------	-----	----	-------	------	------	------	--------	-----	---	-----	-----	-------	-------	-----

*Hydraulic steering is required for all 150HP and above.

**Starcraft uses diurnal EPA certified tanks which may hold less than listed content by approximately 10%.



COLORS:


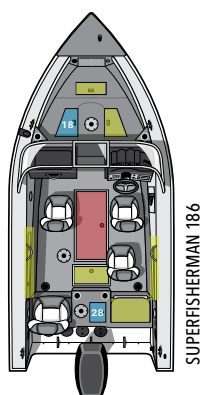
Sapphire Blue with Silver Stripe



Burgundy with Silver Stripe



Black with Silver Stripe



SUPERFISHERMAN 186 DC • Shown with Optional Stainless Steel 3-step Boarding Ladder, Bert's Custom Tackle Package, Trolling Motor and Sonar Unit

STANDARD FEATURES

- Lifetime +6 Warranty
- 7-ply Pressure Treated Floor And Deck
- Courtesy Lights
- Gauge Package – Speedometer, Tachometer, Voltmeter and Fuel
- Hydraulic Steering
- JENSEN® MS3A Stereo with Bluetooth®
- Power Point
- Power-Trac Hull®
- Reinforced Gunwale Ring Deck
- Three Pro-style Wood-free Fishing Seats
- Two Flip-up Jump Seats

LIVEWELL & ROD STORAGE

- 18-gallon Bow Livewell
- 28-gallon Stern Livewell
- In-Floor Storage for Six, 9' Rods
- Port Rod Storage for Three 8' Rods
- Starboard Rod Storage for 7' Rods

POPULAR PACKAGES

- Bert's Custom Tackle Packages
(See Page 24 for Details)
- All-Weather Package:
 - Fisherman's Top
 - Snap-in Carpet
 - Snap-on Mooring Cover

POPULAR OPTIONS

- Additional Pro-style Wood-free Fishing Seat
- Bow Cushion Set
- Cable Sleeve
- Captain's Chair Upgrade with Pedestal and Slider
- Cargo Net (36" or 48")
- Depth Gauge
- Drop Curtain
- Dual Shifters
- Engine-house Dual Battery System
- Fuel/Water Separator
- Full Enclosure
(Side, Aft, Walk-through and Bow Curtains)
- In-dash GPS/Fish Finder
(Humminbird® IDMK HELIX 5)
- Passenger Chair Upgrade with Pedestal and Slider
- Seat Post, Mount and Slider
- Sonar Unit
- Stand-up Fishing Seat with Hardware
- Swim Platform with Stainless Steel 3-Step Ladder
- Trailerable Ratchet Cover
- Trim Gauge



RENEGADE



Explore the Renegade showroom!




RENEGADE 168 DC • Shown with Optional Trolling Motor and Sonar Unit

RENEGADE 168 SC • Shown with Optional Trolling Motor and Sonar Unit

TAKE NO PRISONERS.

It's like having a top-of-the-line tournament boat but without the top-of-the-line price tag. Starcraft Renegade puts pro features like twin FreshCatch livewells, a big raised bow casting deck, locking in-deck rod storage, additional top-loading rod storage and a pro-style console with plenty of space for electronics within reach of any angler. Choose from side console or dual console and enjoy a wide range of available upgrades like a flip-down stern bench seat or a stainless steel 3-step boarding ladder to customize Renegade exactly as you like.



RENEGADE 168 SC • Shown with Optional Trolling Motor and Sonar Unit



	Max HP	Fuel Capacity (gal.)*	Length Overall	Beam	Dry Weight (lbs)	Max Capacity (lbs)	Capacity (Persons / lbs)	Inside Depth	Seats	Depth	Transom Height (Engine)	Bottom Gauge	Side Gauge	Deadrise (Deg. at transom)
Renegade 168 DC	90	20	16'10"	89"	1400	1550	6/1900	22"	2	22"	20"	.100"	.080"	12°
Renegade 168 SC	90	20	16'10"	89"	1300	1550	6/1900	22"	2	22"	20"	.100"	.080"	12°

*Starcraft uses diurnal EPA certified tanks which may hold less than listed content by approximately 10%.



STANDARD FEATURES

- Lifetime +6 Warranty
- 7-ply Pressure-treated Floor and Deck
- Durable Vinyl Cockpits and Casting Platforms
- Gauge Package – Speedometer, Tachometer, Voltmeter and Fuel
- Pro-style Wood-Free Fishing Seats

LIVWELL & ROD STORAGE

- Lockable Center Storage for Six, 6'6"–8'6" Rods
- Lockable In-floor Storage for Six, 8'6" Rods
- Port and Starboard Storage for 7'6" Rods
- Two Pro Capacity Livewells
(Bow: 15-gallon with Bait Bucket, Stern: 30-gallon)

POPULAR PACKAGES

- All-Weather Package:
 - Fisherman's Top
 - Snap-in Carpet
 - Snap-on Mooring Cover
- Power Package:
 - 12/24V Trolling Motor
 - Quick Disconnect
 - Sonar Unit

POPULAR OPTIONS

- Additional Pro-style Wood-free Fishing Seat
- Cable Sleeve
- Cargo Net (36" or 48")
- Depth Gauge
- Drop Curtain
- Fuel/Water Separator
- Full Enclosure
(Side, Aft, Walk-through and Bow Curtains)
- In-dash GPS/Fish Finder (Humminbird® IDMK HELIX 5)
- JENSEN® AM/FM Stereo with Bluetooth®
- Power Pedestal
- Rear Flip-down Bench Seat
- Seat Post, Mount and Slider
- Sonar Unit
- Stand-up Fishing Seat with Hardware
- Swim Platform with Stainless Steel 3-Step Ladder
- Trailerable Ratchet Cover
- Trim Gauge

COLORS:

Sapphire Blue with Silver Stripe



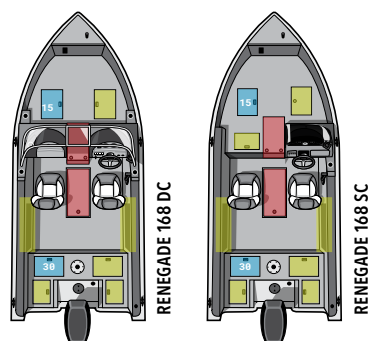
Burgundy with Silver Stripe



Black with Silver Stripe



RENEGADE 168 SC • Shown with Optional Trolling Motor and Sonar Unit



RENEGADE 168 DC • Shown with Optional Trolling Motor, Sonar Unit, Fisherman's Top and Rear Flip-down Bench Seat

STORM




Explore the Storm showroom!



STORM 16 DC PRO • Shown with Optional Trolling Motor and Sonar Unit



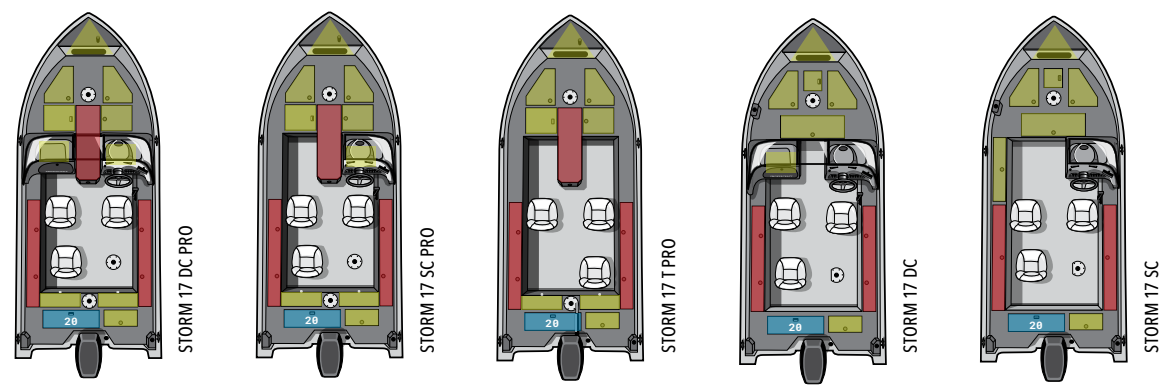
STORM 17 DC PRO • Shown with Optional Trolling Motor and Sonar Unit



STORM 17 DC • Shown with Optional Trolling Motor and Sonar Unit

COMPROMISE NOT INCLUDED.


Starcraft Storm takes the best of our top-of-the-line models and packs it into a more compact footprint that's easy to trailer and even easier to afford. Storm offers pro-level features like a deep cockpit, plenty of freeboard, a huge raised bow deck, C-Zone Digital System and ample rod storage, plus our proven Vertex Performance Strake™ (VPS) Hull.





	Max HP	Fuel Capacity (gal.)*	Length Overall	Beam	Dry Weight (lbs)	Max Capacity (lbs)	Capacity (Persons / lbs)	Inside Depth	Seats	Depth	Transom Height (Engine)	Bottom Gauge	Side Gauge	Deadrise (Deg. at transom)
Storm 17 DC PRO	115	24	17'8"	86"	1252	1425	5/700	23"	3	34"	20"	.100"	.070"	12°
Storm 17 SC PRO	115	24	17'8"	86"	1180	1425	5/700	23"	3	34"	20"	.100"	.070"	12°
Storm 17 T PRO	75	24	17'8"	86"	1120	1425	5/700	23"	3	34"	20"	.100"	.070"	12°
Storm 17 DC	115	24	17'8"	86"	1252	1425	5/700	23"	3	34"	20"	.100"	.070"	12°
Storm 17 SC	115	24	17'8"	86"	1180	1425	5/700	23"	3	34"	20"	.100"	.070"	12°
Storm 17 T	75	24	17'8"	86"	1120	1425	5/700	23"	3	34"	20"	.100"	.070"	12°
Storm 16 DC PRO	90	24	16'5"	86"	1094	1220	5/610	22"	2	34"	20"	.080"	.060"	12°
Storm 16 SC PRO	90	24	16'5"	86"	1022	1220	5/610	22"	2	34"	20"	.080"	.060"	12°
Storm 16 T PRO	70	24	16'5"	86"	962	1220	5/610	22"	2	34"	20"	.080"	.060"	12°
Storm 16 DC	90	24	16'5"	86"	1094	1220	5/610	22"	2	34"	20"	.080"	.060"	12°
Storm 16 SC	90	24	16'5"	86"	1022	1220	5/610	22"	2	34"	20"	.080"	.060"	12°
Storm 16 T	70	24	16'5"	86"	962	1220	5/610	22"	2	34"	20"	.080"	.060"	12°

*Starcraft uses diurnal EPA certified tanks which may hold less than listed content by approximately 10%.



STANDARD FEATURES

- Lifetime +6 Warranty
- 7-ply Pressure-treated Floor And Deck
- C-Zone Digital Wiring System
- Extreme Tilt Steering
- Gauge Package – Speedometer, Tachometer, Voltmeter and Fuel
- Integrated Gunnel Track System (IGTS)
- Pro-style Wood-free Fishing Seats
- Toe Holds
- Under Console Storage
- Vertex Performance Strake (VPS) Hull

LIVWELL & ROD STORAGE

- 20-gallon Aerated Stern Livewell
- Center Storage for Seven, 6'6"–7' Rods (Pro Models Only)
- Port and Starboard Top-loading Storage for 8' Rods

POPULAR PACKAGES

- Bert's Custom Tackle Packages (See Page 24 for Details)
- All-Weather Package
 - Fisherman's Top
 - Snap-in Carpet
 - Snap-on Mooring Cover
- Power Package
 - 12/24V Trolling Motor
 - Quick Disconnect
 - Sonar Unit

POPULAR OPTIONS

- Additional Pro-style Wood-free Fishing Seat
- Cable Sleeve
- Cargo Net (36" or 48")
- Depth Gauge
- Drop Curtain
- Dual Shifters
- Fuel/Water Separator
- Full Enclosure (Side, Aft, Walk-through and Bow Curtains)
- In-dash GPS/Fish Finder (Humminbird® IDMK HELIX 5)
- JENSEN® AM/FM Stereo with Bluetooth®
- Power Pedestal
- Rear Flip-down Bench Seat
- Seat Post, Mount and Slider
- Stand-up Fishing Seat with Hardware
- Swim Platform with Stainless Steel 3-Step Ladder
- Trailerable Ratchet Cover
- Trim Gauge

COLORS:

Burgundy

Gunmetal Gray

LET CZONE DO THE THINKING

STORM 17 T

STORM 16 SC PRO

STORM 17 SC PRO

STORM 16 T PRO

STORM 16 DC

STORM 16 SC

STORM 16 T

STEALTH



STEALTH 16 T • Shown with Optional Trolling Motor and Bert's Custom Tackle Package



Explore the
Stealth showroom!

ANY WAY YOU WANT IT.

There's no reason to miss out on the fun when Starcraft's Stealth makes it so easy to get out on the water. Choose from side console, dual console or tiller floorplans—they all come with a full load of standard features including a roomy 25-gallon FreshCatch livewell, two wood-free pro style fishing seats, in-floor storage and even our Integrated Gunnel Track System (IGTS) that lets you mount accessories anywhere. Stealth proves that having a smaller boat doesn't mean doing without.



STEALTH 16 DC • Shown with Optional Trolling Motor and Sonar Unit



	Max HP	Fuel Capacity (gal.)*	Length Overall	Beam	Dry Weight (lbs)	Max Capacity (lbs)	Capacity (Persons / lbs)	Inside Depth	Seats	Depth	Transom Height (Engine)	Bottom Gauge	Side Gauge	Deadrise (Deg. at transom)
Stealth 16 DC	90	13	15'10"	85"	1058	1450	6/775	21"	2	31"	20"	.080"	.080"	10°
Stealth 16 SC	90	13	15'10"	85"	998	1450	6/775	21"	2	31"	20"	.080"	.080"	10°
Stealth 16 T	60	13	15'10"	85"	965	1450	6/775	21"	2	31"	20"	.080"	.080"	10°

*Starcraft uses diurnal EPA certified tanks which may hold less than listed content by approximately 10%.



STANDARD FEATURES

- Lifetime +6 Warranty
- 7-ply Pressure-treated Floor And Deck
- Pro-style Wood-free Fishing Seats
- Durable Vinyl Cockpits and Casting Platforms
- Gauge Package – Speedometer, Tachometer, Voltmeter and Fuel (N/A 16 T)
- Integrated Gunnel Track System (IGTS)
- Under Console Storage

LIVEWELL & ROD STORAGE

- 25-gallon Aerated Bow Livewell
- In-floor Storage for Six, 8'6" Rods
- Port and Starboard Top-Loading Storage for 8' Rods

POPULAR PACKAGES

- All-Weather Package
 - Fisherman's Top
 - Snap-in Carpet
 - Snap-on Mooring Cover
- Power Package
 - 12/24V Trolling Motor
 - Quick Disconnect
 - Sonar Unit

POPULAR OPTIONS

- Additional Pro-style Wood-free Fishing Seat
- Cable Sleeve
- Cargo Net (36" or 48")
- Depth Gauge
- Fuel/Water Separator
- Full Enclosure (Side, Aft, Walk-through and Bow Curtains) (N/A on 16 T)
- In-dash GPS/Fish Finder (Humminbird® IDMK HELIX 5)
- JENSEN® AM/FM Stereo with Bluetooth®
- Power Pedestal
- Rear Flip-down Bench Seat
- Seat Post, Mount and Slider
- Stand-up Fishing Seat with Hardware
- Swim Platform with Stainless Steel 3-Step Ladder
- Trailerable Ratchet Cover
- Trim Gauge

COLORS:

Sapphire Blue with Silver Stripe



Burgundy with Silver Stripe



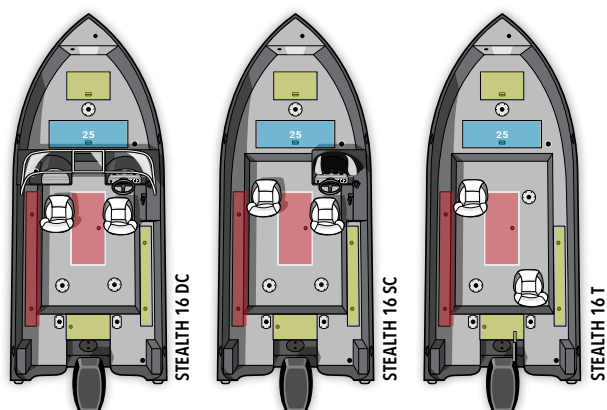
Black with Silver Stripe



STEALTH 16 SC • Shown with Optional Trolling Motor and Sonar Unit



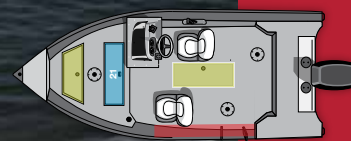
STEALTH 16 DC • Shown with Optional Trolling Motor and Sonar Unit



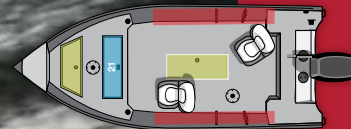
PATRIOT



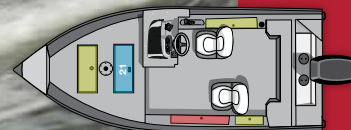
PATRIOT 16 SC • Shown with Optional Trolling Motor and Sonar Unit



PATRIOT 16 DLX SC



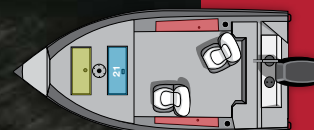
PATRIOT 16 DLX TL



PATRIOT 16 SC



PATRIOT 16 TL



PATRIOT 14 TL

STANDARD FEATURES

- Lifetime +6 Warranty
- 7-ply Pressure-treated Floor and Deck
- Durable Vinyl Cockpits and Casting Platforms
- In-dash GPS/Fish Finder (Humminbird® IDMK HELIX 5)
- Two Wood-free Fishing Seats

LIVEWELL & ROD STORAGE

- 21-gallon Bow Livewell (25-gallon Livewell in DLX Models)
- In-floor Rod Storage for Four, 8' Rods (DLX Models Only)
- Port and Starboard Storage for Six, 7' Rods (Six, 8' Rods in DLX Models)



POPULAR PACKAGES

- Power Package
 - 12/24V Trolling Motor
 - Quick Disconnect
 - Sonar Unit

POPULAR OPTIONS

- Additional Fishing Seat
- Power Pedestal
- Seat Slider
- Snap-on Mooring Cover

	Max HP	Fuel Capacity (gal.)*	Length Overall	Beam	Dry Weight (lbs)	Max Capacity (lbs)	Capacity (Persons / lbs)	Inside Depth	Seats	Depth	Transom Height (Engine)	Bottom Gauge	Side Gauge	Deadrise (Deg. at transom)
--	--------	-----------------------	----------------	------	------------------	--------------------	--------------------------	--------------	-------	-------	-------------------------	--------------	------------	----------------------------

Patriot 16 DLX SC	60	PORT	16'2"	81"	845	1215	5/680	25"	2	33"	20"	.080"	.070"	7°
-------------------	----	------	-------	-----	-----	------	-------	-----	---	-----	-----	-------	-------	----

Patriot 16 DLX TL	40	PORT	16'2"	81"	845	1215	5/680	25"	2	23"	20"	.080"	.070"	7°
-------------------	----	------	-------	-----	-----	------	-------	-----	---	-----	-----	-------	-------	----

Patriot 16 SC	60	PORT	16'4"	78"	685	1215	5/670	20.5"	2	23"	20"	.080"	.060"	7°
---------------	----	------	-------	-----	-----	------	-------	-------	---	-----	-----	-------	-------	----

Patriot 16 TL	40	PORT	16'4"	78"	625	1215	5/670	20.5"	2	23"	20"	.080"	.060"	7°
---------------	----	------	-------	-----	-----	------	-------	-------	---	-----	-----	-------	-------	----

Patriot 14 TL	40	PORT	14'8"	77"	606	1100	4/555	20.5"	2	23"	20"	.080"	.060"	7°
---------------	----	------	-------	-----	-----	------	-------	-------	---	-----	-----	-------	-------	----

*Starcraft uses diurnal EPA certified tanks which may hold less than listed content by approximately 10%.



CONSOLE (SC ONLY)



DELUXE CONSOLE

Shown with Optional Sonar Unit (DLX SC ONLY)



LIVEWELL



FULL SPLASH PAN



PATRIOT 16 DLX SC • Shown with Optional Trolling Motor and Sonar Unit

COLORS:

White





FREEDOM



FREEDOM 180 CC • Shown with optional Bert's Custom Tackle Accessories

STANDARD FEATURES

- Lifetime +6 Warranty
- 7-ply Pressure-treated Floor
- Durable Vinyl Cockpits and Casting Platforms
- In-floor Storage
- Two Fishing Seats

LIVEWELL & ROD STORAGE

- 25-gallon Stern Livewell
- Starboard Top-Loading Storage for 7'6" Rods (160 Models)
- Starboard Top-Loading Storage for 8'6" Rods (180 Models)

POPULAR OPTIONS

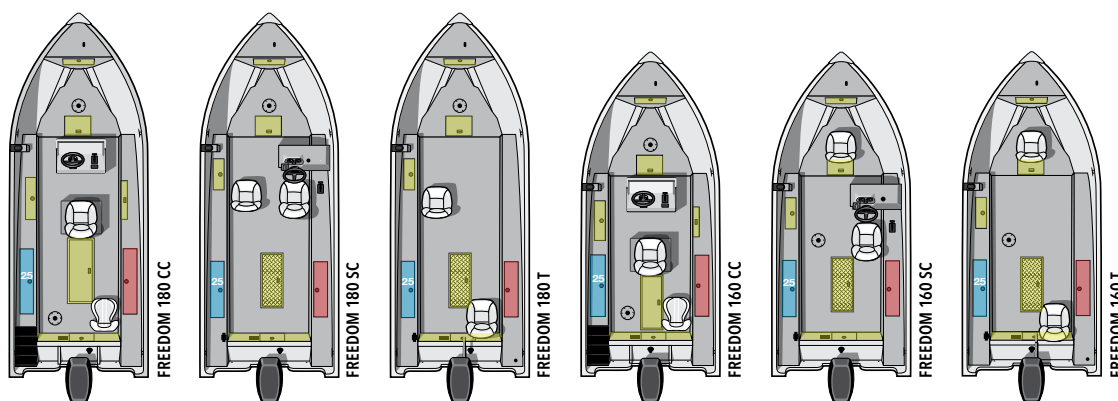
- Additional Fishing Seat
- Power Pedestal
- Seat Slider
- Snap-on Mooring Cover
- Trolling Motor

FREEDOM 160 T • Shown with Optional Trolling Motor and Bert's Custom Tackle Accessories



	Max HP	Fuel Capacity (gal.)*	Length Overall	Beam	Dry Weight (lbs)	Max Capacity (lbs)	Capacity (Persons / lbs)	Inside Depth	Seats	Depth	Transom Height (Engine)	Bottom Gauge	Side Gauge	Deadrise (Deg. at transom)
Freedom 180 CC	125	17	18'10"	89"	1055	1840	6 / 900	22"	2	35"	20"	.100"	.080"	7°
Freedom 180 SC	125	17	18'10"	89"	1055	1840	6 / 900	22"	2	35"	20"	.100"	.080"	7°
Freedom 180 T	90	17	18'10"	89"	1005	1840	6 / 900	22"	2	35"	20"	.100"	.080"	7°
Freedom 160CC	90	17	16'10"	89"	975	1550	6 / 900	22"	2	35"	20"	.100"	.080"	7°
Freedom 160 SC	90	17	16'10"	89"	975	1550	6 / 900	22"	2	35"	20"	.100"	.080"	7°
Freedom 160 T	75	17	16'10"	89"	925	1550	6 / 900	22"	2	35"	20"	.100"	.080"	7°

*Starcraft uses diurnal EPA certified tanks which may hold less than listed content by approximately 10%.



OPEN FLOOR SPACE FOR FISHABILITY



FRESHCATCH 25-GALLON LIVEWELL




DELUXE CONSOLE (160 SC)




COLORS:

Gray



Beige





FEATURES & OPTIONS

INTERIOR



PREMIUM STEERING



EXTERIOR



SEATING



FISHING



CANVAS



AVAILABLE PACKAGES

ALL-WEATHER PACKAGE:

- Snap-on Mooring Cover
- Snap-in Carpet
- Fisherman's Top

POWER PACKAGE:

- Sonar Unit
- Trolling Motor
- Quick Disconnect



BERT'S CUSTOM TACKLE STARTER CRADLE PACKAGE:

- Two 2" Riser/Cradles
- Two 6" Riser/Cradles

ANGLER TUBE PACKAGE:

- Tool Holder
- Cup Holder
- Four Tube Rod Holders

BERT'S CUSTOM TACKLE ANGLER CRADLE PACKAGE:

- Tool Holder
- Cup Holder
- Two 2" Riser/Cradles
- Two 6" Riser/Cradles
- Two 10" Riser/Cradles

BERT'S CUSTOM TACKLE PRO PACKAGE:

- Tool Holder
- Cup Holder
- Two Rod Trees
- Two Rod Holder Tubes
- Two 2" Riser/Cradles
- Two 6" Riser/Cradles
- Two 10" Riser/Cradles

INTERIOR

- AM/FM Stereo
- Depth Gauge
- Trim Gauge
- In-dash GPS/Fish Finder
- Snap-in Carpet
- On-board Battery Charger
- Cargo Net
- Transom Shower
- Yarblow Ventilation System (Renegade 178 & 188 Only)

PREMIUM STEERING

Ask your dealer how you can optimize your boat's steering with premium steering options.

EXTERIOR

- Ski Pylon
- 3-step Boarding Ladder
- Convertible Rear Bench Seat (Stealth Only)

SEATING

- Low Back Helm Chair (Standard in Fishmaster)
- Captain's Seat
- Bow Cushions
- Additional Pro Style Wood-free Fishing Seat
- Power Pedestal
- Stand Up Fishing Seat
- Storage Box with Seat (Sportsman)

FISHING

- Side Deck Mounted Aluminum Tracks with Plastic Step Pads
- Bow-mounted Trolling Motor
- C-Zone Digital Wiring System
- Dual Shifters

CANVAS

- Full Enclosure With Drop Down Curtain (Fishmaster Only)
- Full Enclosure
- Snap-on Mooring Cover
- Trailerable Ratchet Cover

UTILITIES

	Length	Beam	Depth	Interior Depth	Transom Width	Transom Height	Dry Weight (Lb)	Maximum Persons	Maximum Person Cap.	Maximum HP	Fuel Capacity (Gal.)*	Color	Bottom Gauge	Side Gauge	Rib Gauge
16' SF DLX	16'4"	70"	31"	22"	63"	20"	480	5	610	40	N/A	Black	.070"	.060"	.064"
14' SF DLX (TL/TS)	14'5"	68"	30"	22"	60"	20" / 15"	425	4	465	30/20	N/A	Black	.070"	.060"	.064"
16' SF	16'4"	70"	29"	20"	56"	20"	480	5	610	30	N/A	Black	.100"	.060"	.064"
14' SF (TL/TS)	14'5"	68"	30"	30"	60"	20" / 15"	245	4	465	30/20	N/A	Black	.070"	.060"	.064"
14' SF SPLIT SEAT (TL/TS)	14'5"	68"	30"	30"	60"	20" / 15"	245	4	550	30/20	N/A	Black	.070"	.060"	.064"
14' SL	13'10"	59"	20"	20"	50"	15"	130	4	465	15	N/A	White	.050"	.050"	.050"
12' SL	11'9"	56"	20"	20"	50"	15"	112	3	395	10	N/A	White	.050"	.050"	.050"
15' ALASKAN TL SPLIT SEAT DLX	14'11"	68"	27"	21"	59"	20"	340	4	550	30	N/A	Gray	.070"	.060"	.064"
15' ALASKAN TS SPLIT SEAT DLX	14'11"	68"	27"	21"	59"	15"	330	4	550	30	N/A	Gray	.070"	.060"	.064"
13' ALASKAN TL SPLIT SEAT DLX	12'11"	66"	26"	20"	56"	20"	190	3	325	20	N/A	Gray	.064"	.060"	.064"
13' ALASKAN TS SPLIT SEAT DLX	12'11"	66"	26"	20"	56"	15"	190	3	325	20	N/A	Gray	.064"	.060"	.064"

Specifications are U.S. Coast Guard-approved and may vary by country.

*Starcraft uses diurnal EPA certified tanks which may hold less than listed content by approximately 10%.



16' SF DLX
(SHOWN WITH OPTIONAL TROLLING MOTOR)



14' SF DLX
(SHOWN WITH OPTIONAL TROLLING MOTOR)



16' SF




14' SF
(ALSO AVAILABLE IN SPLIT SEAT CONFIGURATION)



14' SL



12' SL



**15' ALASKAN TS/TL
SPLIT SEAT DLX**



**13' ALASKAN TS/TL
SPLIT SEAT DLX**

STANDARDS & OPTIONS

	DELTA 188 DC PRO	DELTA 188 DC	DELTA 188 FXS	DELTA 188 T	DELTA 178 DC PRO	DELTA 178 SC PRO	DELTA 178 DC	DELTA 178 FXS	FISHMASTER 210 DC	FISHMASTER 196 DC	STX 2050	SUPERFISHERMAN 186 DC	RENEGADE 168 DC	RENEGADE 168 SC	STORM 17 DC PRO	STORM 17 SC PRO	STORM 17 T PRO	STORM 17 DC	STORM 17 SC	STORM 17 T	STORM 16 DC PRO	STORM 16 SC PRO	STORM 16 T PRO	STORM 16 DC	STORM 16 SC	STORM 16 T	STEALTH 16 DC	STEALTH 16 SC	STEALTH 16 TL	PATRIOT 16 DLX SC	PATRIOT 16 DLX TL	PATRIOT 16 SC	PATRIOT 16 TL	PATRIOT 14 TL
--	------------------	--------------	---------------	-------------	------------------	------------------	--------------	---------------	-------------------	-------------------	----------	-----------------------	-----------------	-----------------	-----------------	-----------------	----------------	-------------	-------------	------------	-----------------	-----------------	----------------	-------------	-------------	------------	---------------	---------------	---------------	-------------------	-------------------	---------------	---------------	---------------

HULL CONSTRUCTION

Limited Lifetime Deck Warranty	S	S	S	S	S	S	S	S	S	S	S	S	S	S	S	S	S	S	S	S	S	S	S	S	S	S	S	S	S	S	S	S	S	S	S	S
Lifetime Riveted Seams Warranty	S	S	S	S	S	S	S	S	S	S	S	S	S	S	S	S	S	S	S	S	S	S	S	S	S	S	S	S	S	S	S	S	S	S	S	S
Power-Trac Hull*	•	•	•	•	•	•	•	•	S	S	S	S	S	S	•	•	•	•	•	•	•	•	•	•	•	•	S	S	S	•	•	•	•	•	•	
VPS Hull	S	S	S	S	S	S	S	S	•	•	•	•	•	•	S	S	S	S	S	S	S	S	S	S	S	S	S	•	•	•	•	•	•	•	•	•
Torsion Beam Construction	•	•	•	•	•	•	•	•	S	S	S	S	S	S	•	•	•	•	•	•	•	•	•	•	•	•	S	S	S	•	•	•	•	•	•	
Double-Riveted Chine & Transom Seams	S	S	S	S	S	S	S	S	S	S	S	S	S	S	S	S	S	S	S	S	S	S	S	S	S	S	S	S	S	S	S	S	S	S	S	S
7-ply Pressure Treated Floor	S	S	S	S	S	S	S	S	S	S	S	S	S	S	S	S	S	S	S	S	S	S	S	S	S	S	S	S	S	S	S	S	S	S	S	S

FLOORING

6-Year Carpet Warranty	S	S	S	S	S	S	S	S	S	S	S	S	S	S	S	S	S	S	S	S	S	S	S	S	S	S	S	S	S	S	S	S	S	S	S	S	
Vinyl Floor Covering	S	S	S	S	S	S	S	S	S	S	S	S	S	S	S	S	S	S	S	S	S	S	S	S	S	S	S	S	S	S	S	S	S	S	S	S	S

COCKPIT

Deluxe Movable Pedestal Seats (Qty.)	3	3	3	3	3	3	3	3	4	4	4	3	2	2	3	3	3	3	3	3	2	2	2	2	2	2	2	2	1	2	2	2	2	2	2	
Helm Chair Slider	S	S	S	•	S	S	S	S	S	S	S	S	S	S	S	S	S	S	S	S	S	S	S	S	S	S	S	S	•	•	•	•	•	•	•	•
3-step Boarding Ladder	0	0	0	0	0	0	0	0	•	•	•	0	0	0	0	0	0	0	0	0	0	0	0	0	0	0	0	0	0	0	0	0	0	0	0	0
Power Pedestals	0	0	0	•	0	0	0	0	0	0	0	•	•	•	0	0	0	0	0	0	0	0	0	0	0	0	0	•	•	•	0	0	0	0	0	0
Aluminum Tracks with Plastic Step Pads	•	•	•	•	•	•	•	•	S	S	•	•	•	•	•	•	•	•	•	•	•	•	•	•	•	•	•	•	•	•	•	•	•	•	•	•
Integrated Gunnel Track System	S	S	S	S	S	S	S	S	•	•	N/A	•	•	•	S	S	S	S	S	S	S	S	S	S	S	S	S	S	S	S	S	S	S	S	S	

CONSOLE/DASH

Gauge Package – Speedometer, Tachometer, Voltmeter and Fuel	S	S	S	S	S	S	S	S	S	S	S	S	S	S	S	S	S	S	S	S	S	S	S	S	S	S	S	S	•	•	•	•	•	•	•	
AM/FM Stereo	S	S	0	S	S	S	S	S	S	S	S	0	0	0	0	0	0	0	0	0	0	0	0	0	0	0	0	0	•	•	•	•	•	•	•	•
Sonar Unit	0	0	0	0	0	0	0	0	0	0	0	0	0	0	0	0	0	0	0	0	0	0	0	0	0	0	0	0	0	0	0	0	0	0	0	
Dual Shifters	0	0	•	0	0	0	0	0	0	0	0	•	•	0	0	0	0	0	0	0	0	0	0	0	0	0	•	•	•	•	•	•	•	•	•	
Depth Gauge	0	0	•	0	0	0	0	0	0	0	0	0	0	0	0	0	0	0	0	0	0	0	0	0	0	0	0	•	•	•	•	•	•	•	•	
Trim Gauge	0	0	•	0	0	0	0	0	0	0	0	0	0	0	0	0	0	0	0	0	0	0	0	0	0	0	0	•	•	•	•	•	•	•	•	
GPS/Fish Finder	0	0	0	0	0	0	0	0	0	0	0	0	0	0	0	0	0	0	0	0	0	0	0	0	0	0	0	0	0	0	0	0	0	0	0	

SEATING

Low Back Helm Chair	•	•	•	•	•	•	•	•	S	S	•	•	•	•	•	•	•	•	•	•	•	•	•	•	•	•	•	•	•	•	•	•	•	•	•
Additional Seat	0	0	0	0	0	0	0	0	0	0	0	0	0	0	0	0	0	0	0	0	0	0	0	0	0	0	0	0	0	0	0	0	0	0	0

LIVEWELL

Stern Livewell (Gal.)	36	36	36	36	36	36	36	36	•	20	36	28	30	30	20	20	20	20	20	20	20	20	20	20	20	20	•	•	•	•	•	•	•	•	
Bow Livewell (Gal.)	15	15	15	15	15	15	15	15	25	25	•	18	15	15	•	•	•	•	•	•	•	•	•	•	•	•	•	25	25	25	25	25	21	21	21
Aerated Baitwell	S	S	S	•	S	S	S	S	•	•	S	•	•	•	•	•	•	•	•	•	•	•	•	•	•	•	•	•	•	•	•	•	•	•	•

STANDARDS & OPTIONS

	DELTA 188 DC PRO	DELTA 188 DC	DELTA 188 FXS	DELTA 188 T	DELTA 178 DC PRO	DELTA 178 SC PRO	DELTA 178 DC	DELTA 178 FXS	FISHMASTER 210 DC	FISHMASTER 196 DC	STX 2050	SUPERFISHERMAN 186 DC	RENEGADE 168 DC	RENEGADE 168 SC	STORM 176 DC PRO	STORM 176 SC PRO	STORM 176 T PRO	STORM 176 DC	STORM 176 SC	STORM 176 T	STORM 166 DC PRO	STORM 166 SC PRO	STORM 166 T PRO	STORM 166 DC	STORM 166 SC	STORM 166 T	STEALTH 16 DC	STEALTH 16 SC	STEALTH 16 TL	PATRIOT 16 DLX SC	PATRIOT 16 DLX TL	PATRIOT 16 SC	PATRIOT 16 TL	PATRIOT 14 TL
--	------------------	--------------	---------------	-------------	------------------	------------------	--------------	---------------	-------------------	-------------------	----------	-----------------------	-----------------	-----------------	------------------	------------------	-----------------	--------------	--------------	-------------	------------------	------------------	-----------------	--------------	--------------	-------------	---------------	---------------	---------------	-------------------	-------------------	---------------	---------------	---------------

ELECTRICAL

Courtesy Lights	S	S	S	•	S	S	S	S	S	S	S	S	•	•	S	S	S	S	S	S	S	S	S	S	S	S	•	•	•	•	•	•	•	•	•	
Power Point	S	S	S	•	S	S	S	S	S	S	S	S	S	S	S	S	S	S	S	S	S	S	S	S	S	S	S	S	•	•	•	•	•	•	•	•
Circuit Breakers	S	S	S	S	S	S	S	S	S	S	S	S	S	S	S	S	S	S	S	S	S	S	S	S	S	S	S	S	S	•	•	•	•	•	•	
Trolling Motor Plug	S	S	S	S	S	S	S	S	S	S	S	S	S	S	S	S	S	S	S	S	S	S	S	S	S	S	S	S	S	S	S	S	S	S	S	
On-board Battery Charger	S	S	S	0	S	S	S	S	0	0	0	0	0	0	0	0	0	0	0	0	0	0	0	0	0	0	0	0	0	0	0	0	0	0	0	

MECHANICAL

Hydraulic Steering	S	S	•	0	0	0	0	S	S	S	S	•	•	•	•	•	•	•	•	•	•	•	•	•	•	•	•	•	•	•	•	•	•	•	
Lake Water Washdown System	•	•	•	•	•	•	•	S	S	S	•	•	•	•	•	•	•	•	•	•	•	•	•	•	•	•	•	•	•	•	•	•	•	•	•

MISCELLANEOUS

Cleats	•	•	•	•	•	•	•	S	S	•	S	S	•	•	•	•	•	•	•	•	•	•	•	•	•	S	S	S	•	•	•	•	•	•	
Pull-up Cleats	S	S	S	S	S	S	S	•	•	S	•	•	•	S	S	S	S	S	S	S	S	S	S	S	S	S	•	•	•	•	•	•	•	•	•
Navigation Lights	S	S	S	S	S	S	S	S	S	S	S	S	S	S	S	S	S	S	S	S	S	S	S	S	S	S	S	S	S	S	S	S	S	S	S
Bow Cushions	•	S	•	•	•	•	S	•	•	•	0	•	•	•	•	•	•	•	•	•	•	•	•	•	•	•	•	•	•	•	•	•	•	•	•
Ski Pylon/Tow	0	0	•	•	•	0	0	•	•	•	0	•	•	•	•	•	•	•	•	•	•	•	•	•	•	•	•	•	•	•	•	•	•	•	•
Bow-mounted Trolling Motor	0	0	0	0	0	0	0	0	0	0	0	0	0	0	0	0	0	0	0	0	0	0	0	0	0	0	0	0	0	0	0	0	0	0	0


CANVAS

Full Enclosure – Side, Aft, Walk-through and Bow Curtains	0	0	•	0	0	0	0	0	0	0	0	0	0	0	0	0	0	0	0	0	0	0	0	0	0	0	0	•	•	•	•	•	•	•	•
Drop Curtain	0	0	•	0	0	0	0	0	0	0	0	0	0	0	0	0	0	0	0	0	0	0	0	0	0	0	•	•	•	•	•	•	•	•	•
Trailerable Ratchet Cover	0	0	0	0	0	0	0	0	0	0	0	0	0	0	0	0	0	0	0	0	0	0	0	0	0	0	0	0	•	•	•	•	•	•	•
Fisherman's Top	0	0	•	0	0	0	0	S	S	0	0	0	0	0	0	0	0	0	0	0	0	0	0	0	0	0	0	0	•	•	•	•	•	•	•
Snap-on Mooring Cover	0	0	0	0	0	0	0	0	0	0	0	0	0	0	0	0	0	0	0	0	0	0	0	0	0	0	0	0	0	0	0	0	0	0	0

S = STANDARD 0 = OPTION • = NOT AVAILABLE ON THIS MODEL



Build Your Starcraft
Fishing Boat Today



AUTHORIZED STARCRAFT DEALER:



**FOR THE LATEST NEWS, MODEL UPDATES AND OTHER INFORMATION,
PLEASE VISIT STARCRAFTMARINE.COM. TO TALK TO THE DEALER NEAREST
YOU, DIAL 1-866-772-4538.**

Connects directly to dealer. Please call during business hours.

STARCRAFT PROUDLY OFFERS:



In the interest of continually developing the finest products possible, Starcraft reserves the right to change products and specifications without notice. All representations in this catalog are believed to be correct at the time of publication. Some optional equipment may be shown in some photographs. Some models may not be available outside the United States.

Overheads are not drawn to scale.

© 2024 Starcraft Marine Printed in U.S.A. 12/23 (Updated 3/5/24)



Smoker Craft Inc. reserves the right to modify or change any standard equipment or options due to supply chain and vendor shortages without notice.

STARCRAFT MARINE | P.O. BOX 65 | 68143 CLUNETTE STREET | NEW PARIS, IN 46553

Find us on:

