



**STARCRAFT**  
MARINE

2022 FISHING SERIES

# FISHING. IT'S IN OUR BLOOD.

While plenty of companies sell aluminum fishing boats today, we've been in business since 1903. That's when a young visionary named Arthur Schrock hand crafted the very first boat for the company that went on to become Starcraft. Before long, Starcraft boats established an international reputation for their smooth, dry ride, their innovative fishing features, and their exceptional build quality. We set the standards among North American boat builders with breakthrough designs and countless industry firsts—including our exclusive Lifetime +6 warranty. We're proud of our heritage and the timeless values that continue to guide us forward today.

Now led by the fifth generation of the Schrock family, Starcraft Marine continues to lead the industry with innovative interior layouts that maximize interior space and high-performance hulls that deliver exceptional strength, fuel economy and performance. That's why so many top professional guides and touring pro anglers across North America rely on Starcraft when there's money on the line. We work closely with a select team of top anglers and apply their knowledge and input across our entire lineup, bringing pro features to great models that fit every budget.

While a lot has changed since 1903, what has remained steady is our unwavering commitment to quality and innovation. We invite you to explore the 2022 lineup and see why generation after generation of serious anglers continue to rely on Starcraft. Because when fishing's in your blood, only the best will do.



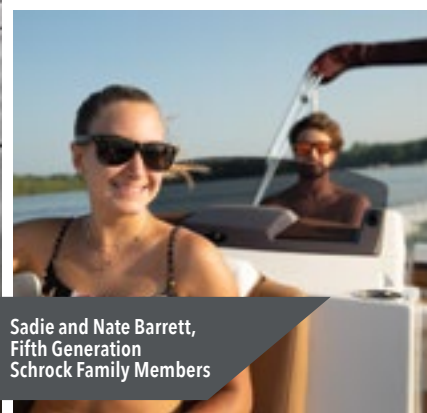
Cinda (Schrock) McKinney




Sara (Schrock) Barrett, Susan (Schrock) Graff, Cinda (Schrock) McKinney



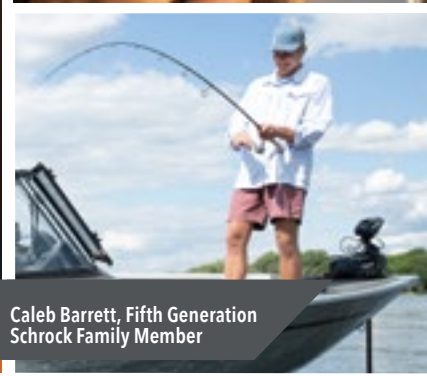
Susan (Schrock) Graff



Sadie and Nate Barrett, Fifth Generation Schrock Family Members



From left to right: Cinda McKinney, Susan Graff, Sara Barrett, Peter Barrett



Caleb Barrett, Fifth Generation Schrock Family Member



**THE INDUSTRY'S  
BEST WARRANTY.  
PERIOD.**






- Limited lifetime warranty on hull and structure
- 6-year warranty on all components, carpet and upholstery\*
- All parts and labor

- 100% administered by Starcraft Customer Service Department
- Transferable to second owner

**The only warranty with 250 years of heritage behind it.**

\*Some exceptions may apply.




## PRO TEAM

1. **Bob Angello**  
Nashville, TN
2. **Rob Barnes**  
Lake Orion, MI
3. **Jason Bennett**  
Garden City Beach, SC
4. **Kalvin Brady II**  
West Bloomfield, MI
5. **Scott Chevalier**  
Menominee, MI
6. **Ed Clements**  
Bay City, MI
7. **Mark Carr**  
Perrysville, OH
8. **Dean Cushman**  
Wolverine Lake, MI
9. **Kurt Doller**  
Sandusky, OH
10. **John Fabian**  
Mentor, OH
11. **Roger George**  
Fresno, CA
12. **Eric Hirzel**  
Waterville, OH
13. **Philip Jackson II**  
Belleville, MI
14. **Tyler Allen Logsdon**  
Shepherdsville, KY
15. **Ferd Lohman**  
Cheviot, OH
16. **Jeffrey Manz**  
Vanderbilt, MI
17. **Bill Murray**  
Brighton, MI
18. **Matt Pezzetta**  
Caledon, Ontario, Canada
19. **Mark Romanack**  
Tustin, MI
20. **Jake Romanack**  
Marion, MI
21. **Ryan Sagady**  
Bay City, MI
22. **Clayton Schick**  
Regina, Saskatchewan, Canada
23. **Nathan Seiferlein**  
Chesterfield, MI
24. **David Shipman**  
Weston, MO
25. **Ron Winter**  
Essex Junction, VT
26. **Darrell Wood**  
Sandusky, OH
27. **Greg Yarbrough, Team Captain**  
Port Clinton, OH

## THE CHOICE OF THE PROS.

Starcraft is proud to work with an elite team of top professional guides and leading tournament anglers competing at both the local and national level throughout North America. With numerous World Championship and Team-of-the-Year titles to their credit, Team Starcraft anglers demand nothing less than the highest level of performance and reliability, day after day. These anglers share their experiences and insights with our engineers, providing tremendous feedback from real world, on-the-water experience. It's the kind of insider knowledge that helps us to continually fine tune our designs and build better boats that anglers can take pride in.





# GENERATION 2 MEET THE NEW BOSS.

AVAILABLE ON THE DELTA AND STORM SERIES.


Starcraft's revolutionary Vertex Performance Strake (VPS) hull sets the standard for high performance in aluminum fishing boat design, providing unrivaled acceleration, unequaled handling and the highest ride quality in the industry.

Specially designed, integrated performance strakes feed nothing but clean, undisturbed water to the propeller for maximum bite. That means enhanced boat controls, greater bow lift and a quicker time to plane — even when running with less horsepower.

Break out to the big water and you'll immediately feel the VPS difference, with its unprecedented stability and its higher, drier ride. That's something everyone can appreciate.




VERTEX PERFORMANCE STRAKE



**BOW LIVEWELL**  
Aerated and Timed

**ENGLE LIVE BAIT WELL**  
with 12V Plug




**INTEGRATED GUNNEL TRACK SYSTEM (IGTS)**

**FULL FLOTATION FOAM**  
Exceeds Coast Guard Regulations

**EASY ACCESS TO LIVEWELL FITTINGS**


**CENTER ROD STORAGE**  
12-rod Capacity  
Three-level Storage:  
Top Level - Four 8' Rods  
Middle Level - Four 7' Rods  
Lower Level - Four 6.5' Rods

**BATTERY STORAGE**  
Inside Center Rod Storage



**EASY PUMP ACCESS**

**WIRE CHASE**



### FAST DRAIN SYSTEM (FDS)

Our enhanced system quickly routes water from the main floor to the bilge through specially designed channels in the cockpit.



### TOE KICKS

Toe kicks are strategically placed throughout the cockpit, providing top storage and additional safety.



### FISHERMAN TOPS

Optional fisherman tops feature removable clear-view port and starboard visors. Plus, fast-open side curtains make it easy to reach outside for docking.



### CONVENIENT STORAGE

Standard on Adventurer and Excursion Pro models, convenient storage compartments are perfect for Plano tackle trays and other fishing accessories.

## GENERATION 1 POWER-TRAC HULLS—PROVEN PERFORMANCE

STANDARD ON FISHMASTER, STX, TITAN AND SUPERFISHERMAN.

### INNER STRENGTH

Starcraft's legendary Power-Trac Hull® rides on our exclusive Torsion Beam Construction (TBC) stringer system for a smoother ride in rough water. Longitudinal machine-formed ribs deliver the ideal balance of strength and flexibility to smooth out rough seas and maintain absolute control.




### LEGENDARY HANDLING

Reverse chines and an aggressive deadrise at the transom conquer the waves for an unbelievably smooth and dry ride. Apart from providing smoother planing performance, our Power-Trac Hull design improves handling in all water conditions for a more pleasing ride and better fuel economy.



### HIGH AND DRY

The combination of spray rails rolled into the side panels and Power-Trac's reverse-chine design beat down spray and keep water out of the boat — something you especially appreciate when heading out on those cold mornings early or late in the season.



# OUR COMMITMENT TO YOU: SUPERIOR CRAFTSMANSHIP.

As passionate anglers, we know firsthand all the things that create a better fishing experience. It starts with better materials, superior construction methods and innovative hull designs that deliver the very best ride and handling in all types of water. It also means delivering better fishing foundations: larger bow platforms, state-of-the-art livewells, exciting consoles and plenty of secure rod storage. And it's topped off with top-quality factory-installed features and an impressive, durable paint finish that's worthy of carrying our name.



**HEAVY GAUGE ALUMINUM** is de-coiled into flat sheets that are ready to be cut, bent and molded for production.



**CNC ROUTED** parts are cut out on a router to the exact dimensions to fit perfectly into every boat.



**ONE-PIECE ALUMINUM BOTTOM** is folded and molded to the greatest intrinsic shape.



**RIVETED** for superior strength, allowing the flexing needed for a smooth, dry ride.




**5052 H34 Marine-grade, 100-gauge** aluminum resists dents, dings and corrosion for years of reliability.



**THROUGH-BOLTED TRANSOM BRACES** Allow for the high horsepower engines.



**POWER-TRAC HULL®** combines longitudinal, machine-formed ribs with Starcraft's exclusive Torsion Beam Construction (TBC) stringer system that flexes with the waves instead of against them, providing greater strength and a smoother ride. Available on Fishmaster, STX, Titan, Superfisherman, Renegade and Stealth models.



**7-LAYER MARINE-GRADE PLYWOOD FLOORS** injected with urethane foam deliver maximum buoyancy, and all carpet and vinyl is installed with spray adhesive to avoid any loose fitting materials.



**FULL PAINTED HULLS** are primed before painting and baked twice to provide showroom looks for years to come.



**ALL DECALS** are installed by hand, giving the boat a finished look that is unmatched.

## YARBLOW VENTILATION SYSTEM

Starcraft is proud to offer the exclusive Yarblow Ventilation System that better protects your expensive fishing gear and tackle by preventing rust and corrosion. Yarblow uses pressurized air to eliminate mold and mildew in the bilge and dry storage areas resulting from humidity and normal precipitation. It's all part of our commitment to providing peace of mind and giving you more value for your investment.



## CONVENIENT, RELIABLE, STATE-OF-THE ART LIVEWELLS

You can count on Starcraft for large-capacity, state-of-the-art aerated livewells to hold your catch and keep it fresh all day. Select models feature an aerated, timed and recirculating livewell with an integrated baitwell and oxygenator.



### FRESHCATCH LIVEWELL

Our aerated livewells are timed for convenience and feature a PowerStream nozzle, a single bilge and black thru-hulls.



### FRESHCATCH PRO LIVEWELL

Our pro livewells are aerated and timed, plus they feature a recirculating pump to move more water and oxygen into the tanks to keep fish active. Highlights include a PowerStream aerator, black thru-hulls and PowerStream nozzle.

## C-ZONE DIGITAL WIRING SYSTEM



Simplify your boat's operation system with C-Zone digital wiring. C-Zone, standard on all Storm series boats, gives you complete control of all electrical functions with the touch of a button. From monitoring pump levels, battery levels and other critical functions, to optimizing the onboard environment via a multi-circuit switch, you can take your boat to the next level of performance and sophistication when you let C-Zone do the thinking.

### STORM SERIES STANDARD FEATURES:

- Clean Dash
  - Dash-mounted Waterproof Switch Pad
  - Can be Integrated with MFD
- Simple Installation and Maintenance
- Integrated Circuit Protection
- Complete Control
  - Navigation Lights
  - LED Lights
  - Stereo System



Scan the code to learn more:



You can count on Starcraft fishing boats to be backed by the industry's best warranty. The exclusive Lifetime +6 warranty provides a limited lifetime warranty on the hull and structure and a 6-year warranty on all components, including carpet, upholstery and electronics. The warranty covers all parts and labor and is transferable to a second owner.



## BOW PLATFORMS

Starcraft fishing boats feature wide beams and large, open casting platforms. Flush in-floor storage and livewells give you unobstructed space for maneuvering. And the enhanced interior depth of our deep-V hulls provides added safety in rough conditions.



## CONSOLES

Starcraft deluxe consoles are sleek and contemporary with sports car styling and ergonomic comfort at the helm. Select models feature a full array of fog-free gauges, hydraulic steering, lighted rocker switches and space to conveniently mount a sonar unit.



## ROD STORAGE

Our rod storage spaces are designed to give you the ability to take and easily access all your favorite gear. Select models feature lockable bow in-floor center storage that safely stows up to eight rods.



## OVERHEAD KEY



Storage Rod Storage Livewell



# DELTA



DELTA 188 DC  
Shown with Optional IGTS Mood Lighting, Trolling Motor and Sonar Unit

## WHEN SECOND BEST WON'T DO.

Fishing isn't just something you do. It's part of who you are. Sound familiar? Then meet your new fishing buddy—Delta, by Starcraft. With a full load of pro features like twin FreshCatch livewells, a big raised bow casting deck, locking in-deck rod storage and a pro-style console with plenty of space for electronics, Delta is made to fish hard day after day—just like you. Delta plays hard too, which is why it comes in your choice of side console, dual console or fish-and-ski floorplans, in lengths from 17' to 18'.



DELTA 178 DC • Shown with Optional Trolling Motor and Sonar Unit



DELTA 188 FS • Shown with Optional Trolling Motor and Sonar Unit

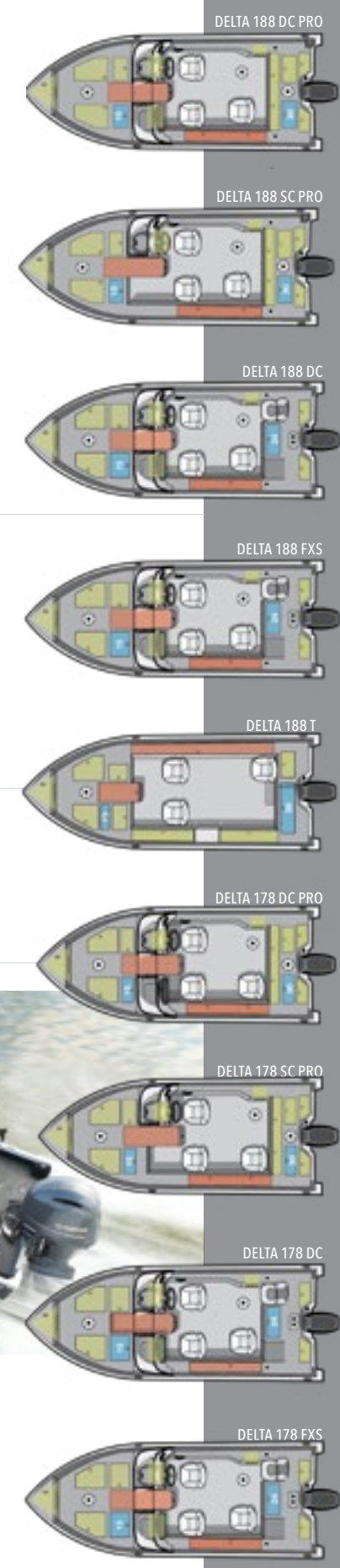


DELTA 188 T • Shown with Optional Trolling Motor and Sonar Unit





	Max HP*	Fuel Capacity (gal.)**	Length Overall	Beam	Dry Weight (lbs)	Max Capacity (lbs)	Capacity (Persons / lbs)	Inside Depth	Seats	Depth	Transom Height (Engine)	Bottom Gauge	Side Gauge	Deadrise (Deg. at transom)
<b>Delta 188 DC PRO</b>	175	38	18'11"	96"	1792	1600	7/900	23"	3	41"	25"	.125"	.080"	15°
<b>Delta 188 SC PRO</b>	175	38	18'11"	96"	1742	1600	7/900	23"	3	41"	25"	.125"	.080"	15°
<b>Delta 188 DC</b>	175	38	18'11"	96"	1792	1600	7/900	23"	3	41"	25"	.125"	.080"	15°
<b>Delta 188 FXS</b>	175	38	18'11"	96"	1792	1600	7/900	23"	3	41"	25"	.125"	.080"	15°
<b>Delta 188 T</b>	90	38	18'11"	96"	1603	1600	5/700	23"	3	41"	25"	.125"	.080"	15°
<b>Delta 178 DC PRO</b>	150	32	17'11"	96"	1731	1600	7/900	22"	3	39"	25"	.125"	.080"	15°
<b>Delta 178 SC PRO</b>	150	32	17'11"	96"	1701	1600	7/900	22"	3	39"	25"	.125"	.080"	15°
<b>Delta 178 DC</b>	150	32	17'11"	96"	1731	1600	7/900	22"	3	39"	25"	.125"	.080"	15°
<b>Delta 178 FXS</b>	150	32	17'11"	96"	1731	1600	7/900	22"	3	39"	25"	.125"	.080"	15°



**STANDARD FEATURES:**



- Limited Lifetime Warranty
- Heavy Gauge Aluminum Bottom
- Deluxe Wood-free Fishing Seats
- JENSEN AM/FM Stereo (Optional on 188 T)
- Lockable Center Rod Storage
- Integrated Gunnel Track System (IGTS)
- Durable Vinyl Cockpits
- Aerated Stern Livewell
- Lockable Bow Storage
- Trolling Motor Plane
- Vertex Performance Strake™ (VPS) Hull
- Removable Baitwell Cooler (188 Only)
- Hydraulic Steering (188 Only)
- Extreme Tilt Steering (178 Only)
- Bow Cushions (FXS Only)
- Toe Holds
- Main Floor Fast-draining System

**POPULAR OPTIONS:**

- Sonar Unit
- 12/24 Trolling Motor
- Battery Charger
- Snap-in Carpet
- Additional Fishing Seat
- Snap-on Mooring Cover
- Trailerable Ratchet Cover
- Fisherman's Top
- Full Enclosure
- Depth Gauge
- Yarrow Drying System
- IGTS Mood Lighting
- Trim Gauge
- Ski Tow Pylon
- Swim Platform with 3-step Boarding Ladder
- Toe Kick Lighting
- Removable Baitwell Cooler (178 Only)
- Bert's Custom Tackle Packages (See Page 24 for Details)

\*Hydraulic steering is required for all 150HP and above.  
 \*\*Starcraft uses diurnal EPA certified tanks which may hold less than listed content by approximately 10%.

**COLORS:**



CONSOLE

FLIP-UP JUMP SEATS

INTEGRATED GUNNEL TRACK SYSTEM

STERN FRESHCATCH LIVEWELL

LOCKABLE CENTER ROD STORAGE

REMOVABLE BAITWELL



# FISHMASTER



FISHMASTER 196 DC • Shown with Optional Trolling Motor, Sonar Unit and Bert's Custom Tackle Package

## BIG WATER = BIG FISH.

With its deep-V Power-Trac Hull, massive freeboard and wide, flaring bow to keep spray out of the boat, Fishmaster is the big-water angler's ultimate choice. The massive, open cockpit offers plenty of interior depth and the protection of a full windshield for all-weather comfort out on the big water. Roomy port and starboard rod storage and removable jump seats give this ride incredible convenience and versatility, while its iron-tough all-vinyl flooring makes cleanup a snap. Want to stop and cast? Fishmaster still offers a raised bow deck, complete with a mounting pad for an electric motor. No boat delivers greater big-water versatility.



FISHMASTER 210 DC • Shown with Optional Trolling Motor, Sonar Unit and Bert's Custom Tackle Package



	Max HP	Fuel Capacity (gal.)*	Length Overall	Beam	Dry Weight (lbs)	Max Capacity (lbs)	Capacity (Persons / lbs)	Inside Depth	Seats	Depth	Transom Height (Engine)	Bottom Gauge	Side Gauge	Deadrise (Deg. at transom)
<b>Fishmaster 210 DC</b>	250	48	20'10"	101"	1598	2160	10/1341	31"	4	51"	25"	.125"	.080"	15°
<b>Fishmaster 196 DC</b>	200	48	19'9"	100"	1430	2050	9/1250	31"	4	49"	25"	.125"	.080"	19°

\*Starcraft uses diurnal EPA certified tanks which may hold less than listed content by approximately 10%.

**INTERIOR AND TOP DECK  
EVA SOFT TOUCH  
TRACTION MAT**



**CONSOLE**



**BOW FRESHCATCH  
LIVEWELL**



**OPEN COCKPIT FOR  
FISHABILITY**



**COLORS:**

Sapphire Blue with Silver Stripe



Burgundy with Silver Stripe



Black with Silver Stripe



FISHMASTER 210 DC



FISHMASTER 196 DC



FISHMASTER 210 DC • Shown with Optional Trolling Motor, Sonar Unit and Bert's Custom Tackle Package

**STANDARD FEATURES:**

- Lifetime +6 Warranty
- 7-ply Pressure Treated Floor and Deck
- Low Back Helm Chair with Slider
- In-floor Storage
- Convertible Rear Seating
- Center Bow 41-gallon Livewell
- Fisherman's Top
- Wraparound Windshield
- Full Vinyl Cockpit and Casting Platform
- Four Pro Style Wood-free Fishing Seats
- Hydraulic Tilt Steering
- Power-Trac Hull®
- Center Storage Box
- JENSEN MS3A Stereo with Bluetooth®
- Washdown Kit
- EVA Soft Touch Traction Mat Inside Cockpit and Top Deck
- Bert's Custom Tackle Rod Tracks (Two Sets – 24" & 48")

**POPULAR OPTIONS:**

- Sonar Unit
- 12/24V Trolling Motor
- Battery Charger
- Additional Pro Style Wood-free Fishing Seat
- High Back Helm Chair
- Fuel/Water Separator
- Kicker Engine Pre-Rig
- Snap-on Mooring Cover
- Full Enclosure (Side, Aft, Walk-through and Bow Curtains)
- Full Enclosure with Drop Down Curtain
- Snap-in Carpet
- Depth Gauge
- Trailerable Ratchet Cover
- Bert's Custom Tackle Packages (See Page 24 for Details)
- In-dash Flush Mounted Display
- Stainless Steel 3-step Boarding Ladder



STX 2050 • Shown with Optional Bert's Custom Tackle Package, Trolling Motor and Sonar Unit

## THE TOURNAMENT CHAMPION.

Designed with some of the top tournament anglers and professional guides in the country, Starcraft STX starts with our legendary Power-Trac Hull for exceptional performance and a smooth, dry ride in even the roughest water. Then we created a spacious interior layout designed for maximum versatility, with a raised front casting deck, a full walk-through windshield for all-weather comfort, and a deep cockpit for open water trolling. Finally, we added thoughtful appointments like twin oversized FreshCatch Pro livewells, a spacious in-floor locking rod compartment and even a high-pressure washdown system. For anglers who want versatility, high performance and pro tournament amenities, the choice is STX.



STX 2050 • Shown with Optional Bert's Custom Tackle Package, Trolling Motor and Sonar Unit



	Max HP	Fuel Capacity (gal.)*	Length Overall	Beam	Dry Weight (lbs)	Max Capacity (lbs)	Capacity (Persons / lbs)	Inside Depth	Seats	Depth	Transom Height (Engine)	Bottom Gauge	Side Gauge	Deadrise (Deg. at transom)
<b>STX 2050</b>	250	48	20'10"	101"	1650	2160	10/1341	24"	4	42.5"	XLS	.125"	.080"	19°

\*Starcraft uses diurnal EPA certified tanks which may hold less than listed content by approximately 10%.

#### CONSOLE



#### CENTER BOW ROD STORAGE



#### FRESHCATCH PRO LIVEWELL



#### OPTIONAL CAPTAIN'S CHAIR



#### COLORS:

Sapphire Blue with Silver Stripe



Burgundy with Silver Stripe



Black with Silver Stripe



STX 2050

STX 2050 • Shown with Optional Bert's Custom Tackle Package, Trolling Motor and Sonar Unit



#### STANDARD FEATURES:

- Lifetime +6 Warranty
- 7-ply Pressure Treated Plywood Floor and Deck
- Hydraulic Tilt Steering
- High-pressure Washdown System
- Power-Trac Hull®
- Full Length Splash Pan
- Four Pro Style Wood-free Fishing Seats
- 54-inch, 36-gallon Large Aerated Stern Livewell with Baitwell and Oxygenator
- JENSEN MS3A Stereo with Bluetooth®
- Battery Charger
- Bow Bait Storage
- Bert's Custom Tackle Rod Tracks (Two Sets – 24" & 48")

#### POPULAR OPTIONS:

- Sonar Unit
- 12/24V Trolling Motor
- Captain's Chair Helm Seat
- Additional Pro Style Wood-free Fishing Seat
- Fuel/Water Separator
- Snap-on Mooring Cover
- Fisherman's Top
- Snap-in Carpet
- Full Enclosure (Side, Aft, Walk-through and Bow Curtains)
- Depth Gauge
- Pro Fisherman Wrap
- Trailerable Ratchet Cover
- In-dash Flush Mounted Display
- Bert's Custom Tackle Packages (See Page 24 for Details)
- Stainless Steel 3-step Boarding Ladder
- Kicker Engine Pre-rig



# SUPERFISHERMAN



SUPERFISHERMAN 186 • Shown with Optional Stainless Steel 3-step Boarding Ladder, Bert's Custom Tackle Package, Trolling Motor and Sonar Unit

## FISH HARD. PLAY HARD. REPEAT.

Wake up at dawn for that early topwater bite, and remind the bass who's boss. Grab the family for a refreshing swim or a ride on the tube, and perhaps an afternoon picnic on the sandbar. Enjoy an after-dinner cruise with the in-laws, then put the hurt on a couple of walleye as the sun goes down. That's just a typical day for Starcraft's Superfisherman, a versatile, comfortable family boat that's equally at home at the cottage or the weekend tournament. Its flexible layout, unmatched creature comforts and eye-popping performance ensure you'll enjoy more smiles per mile than any other boat on the lake.





Max HP  
 Fuel Capacity (gal.)\*  
 Length Overall  
 Beam  
 Dry Weight (lbs)  
 Max Capacity (lbs)  
 Capacity (Persons / lbs)  
 Inside Depth  
 Seats  
 Depth  
 Transom Height (Engine)  
 Bottom Gauge  
 Side Gauge  
 Deadrise (Deg. at transom)


<b>Superfisherman 186</b>	200	30	18'7"	100"	1333	1985	9/1215	29"	3	49"	25"	.100"	.080"	19°
---------------------------	-----	----	-------	------	------	------	--------	-----	---	-----	-----	-------	-------	-----

\*Starcraft uses diurnal EPA certified tanks which may hold less than listed content by approximately 10%.

**CONSOLE**




**CONVERTIBLE BOW**




**ROD STORAGE**



**PRO STYLE WOOD-FREE FISHING SEAT**



**STERN FRESHCATCH LIVELWELL**



**STANDARD FEATURES:**

- Lifetime +6 Warranty
- 7-ply Pressure Treated Floor and Deck
- In-floor Rod Storage
- Fuel, Speed, Tach and Volt Gauges
- JENSEN MS3A Stereo with Bluetooth®
- Courtesy Lights
- Power Point
- Three Pro Style Wood-free Fishing Seats
- Hydraulic Steering
- Power-Trac Hull®
- Two Flip-up Jump Seats
- Reinforced Gunwale Ring Deck

**POPULAR OPTIONS:**

- All-weather Package (See Page 24 for Details)
- Sonar Unit
- 12/24V Trolling Motor
- Battery Charger
- Bow Cushion Set
- Additional Pro Style Wood-free Fishing Seat
- Fuel/Water Separator
- Ski Tow
- Snap-on Mooring Cover
- Full Enclosure with Bow Cover (Side, Aft, Walk-through Curtains)
- Fisherman's Top
- Depth Gauge
- Stainless Steel 3-step Boarding Ladder
- Trailerable Ratchet Cover
- Bert's Custom Tackle Packages (See Page 24 for Details)
- In-dash Flush Mounted Display

**COLORS:**

Sapphire Blue with Silver Stripe



Burgundy with Silver Stripe



Black with Silver Stripe



SUPERFISHERMAN 186




SUPERFISHERMAN 186 • Shown with Optional Stainless Steel 3-step Boarding Ladder, Bert's Custom Tackle Package, Trolling Motor and Sonar Unit



# RENEGADE



RENEGADE 168 SC • Shown with Optional Trolling Motor and Sonar Unit



RENEGADE 168 DC • Shown with Optional Trolling Motor and Sonar Unit

## TAKE NO PRISONERS.

It's like having a top-of-the-line tournament boat but without the top-of-the-line price tag. Starcraft Renegade puts pro features like twin FreshCatch livewells, a big raised bow casting deck, locking in-deck rod storage, additional top-loading rod storage and a pro-style console with plenty of space for electronics within reach of any angler. Choose from side console or dual console and enjoy a wide range of available upgrades like a flip-down stern bench seat or a stainless steel 3-step boarding ladder to customize Renegade exactly as you like.



RENEGADE 168 SC • Shown with Optional Trolling Motor and Sonar Unit






	Max HP*	Fuel Capacity (gal.)**	Length Overall	Beam	Dry Weight (lbs)	Max Capacity (lbs)	Capacity (Persons / lbs)	Inside Depth	Seats	Depth	Transom Height (Engine)	Bottom Gauge	Side Gauge	Deadrise (Deg. at transom)
<b>Renegade 168 DC</b>	90	22	16'10"	89"	1400	1400	6/900	22"	2	22"	20"	.100"	.080"	12°
<b>Renegade 168 SC</b>	90	22	16'10"	89"	1550	1300	6/900	22"	2	22"	20"	.100"	.080"	12°

\*Hydraulic steering is required for all 150HP and above.

\*\*Starcraft uses diurnal EPA certified tanks which may hold less than listed content by approximately 10%.



#### STANDARD FEATURES:

- Lifetime +6 Warranty
- 7-ply Pressure Treated Floor and Deck
- Pro Style Wood-free Fishing Seats
- Two Pro Capacity Livewells  
(Bow: 15-gallon with Bait Bucket, Stern: 30-gallon)
- Fuel, Speed, Tach and Volt Gauges
- Lockable Center Rod Storage
- Lockable In-floor Storage
- Durable Vinyl Cockpits and Casting Platforms

#### COLORS:


Sapphire Blue with Silver Stripe



Burgundy with Silver Stripe



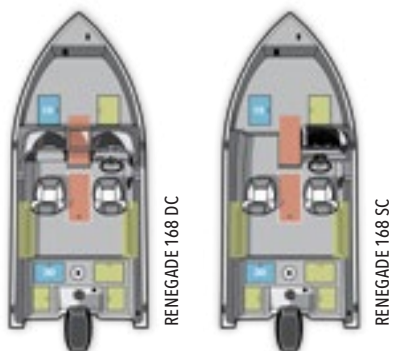
Black with Silver Stripe



RENEGADE 168 SC • Shown with Optional Trolling Motor and Sonar Unit

#### POPULAR OPTIONS:

- Sonar Unit
- 12/24V Trolling Motor
- Battery Charger
- Additional Pro Style Wood-free Fishing Seat
- Stainless Steel 3-step Boarding Ladder
- Trailerable Ratchet Cover
- Snap-on Mooring Cover
- Snap-in Carpet
- Fisherman's Top
- Full Enclosure with Bow Cover  
(Side, Aft, Drop, Walk-thru Curtains) (DC Only)
- JENSEN MS3A Stereo with Bluetooth®
- Rear Flip-down Bench Seat



RENEGADE 168 DC • Shown with Optional Trolling Motor, Sonar Unit, Fisherman's Top and Rear Flip-down Bench Seat

# STORM



STORM 166 DC PRO • Shown with Optional Trolling Motor and Sonar Unit



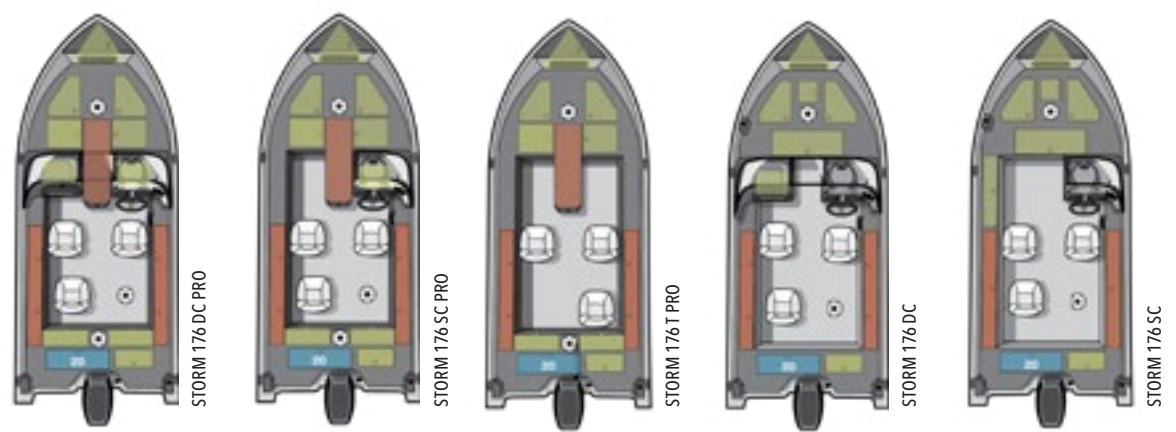
STORM 176 DC PRO • Shown with Optional Trolling Motor and Sonar Unit



STORM 176 DC • Shown with Optional Trolling Motor and Sonar Unit

## COMPROMISE NOT INCLUDED.

Starcraft Storm takes the best of our top-of-the-line models and packs it into a more compact footprint that's easy to trailer and even easier to afford. Storm offers pro-level features like a deep cockpit, plenty of freeboard, a huge raised bow deck, C-Zone Digital System and ample rod storage, plus our proven Vertex Performance Strake™ (VPS) Hull.





	Max HP*	Fuel Capacity (gal.)**	Length Overall	Beam	Dry Weight (lbs)	Max Capacity (lbs)	Capacity (Persons / lbs)	Inside Depth	Seats	Depth	Transom Height (Engine)	Bottom Gauge	Side Gauge	Deadrise (Deg. at transom)
<b>Storm 176 DC PRO</b>	115	24	17'8"	88"	1252	1425	5/700	23"	3	34"	20"	.100"	.070"	12°
<b>Storm 176 SC PRO</b>	115	24	17'8"	88"	1180	1425	5/700	23"	3	34"	20"	.100"	.070"	12°
<b>Storm 176 T PRO</b>	75	24	17'8"	88"	1120	1425	5/700	23"	3	34"	20"	.100"	.070"	12°
<b>Storm 176 DC</b>	115	24	17'8"	88"	1252	1425	5/700	23"	3	34"	20"	.100"	.070"	12°
<b>Storm 176 SC</b>	115	24	17'8"	88"	1180	1425	5/700	23"	3	34"	20"	.100"	.070"	12°
<b>Storm 176 T</b>	75	24	17'8"	88"	1120	1425	5/700	23"	3	34"	20"	.100"	.070"	12°
<b>Storm 166 DC PRO</b>	90	24	16'5"	88"	1094	1220	5/610	22"	2	34"	20"	.080"	.060"	12°
<b>Storm 166 SC PRO</b>	90	24	16'5"	88"	1022	1220	5/610	22"	2	34"	20"	.080"	.060"	12°
<b>Storm 166 T PRO</b>	70	24	16'5"	88"	962	1220	5/610	22"	2	34"	20"	.080"	.060"	12°
<b>Storm 166 DC</b>	90	24	16'5"	88"	1094	1220	5/610	22"	2	34"	20"	.080"	.060"	12°
<b>Storm 166 SC</b>	90	24	16'5"	88"	1022	1220	5/610	22"	2	34"	20"	.080"	.060"	12°
<b>Storm 166 T</b>	70	24	16'5"	88"	962	1220	5/610	22"	2	34"	20"	.080"	.060"	12°

\*Hydraulic steering is required for all 150HP and above.

\*\*Starcraft uses diurnal EPA certified tanks which may hold less than listed content by approximately 10%.

**CONSOLE**




**TILLER COMMAND CENTER**



**BOW STORAGE**



**PRO STYLE WOOD-FREE FISHING SEAT**



**STERN LIVEWELL**

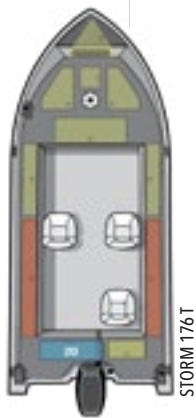


**COLORS:**

Burgundy



Gunmetal Gray



STORM 176 T



STORM 166 SC PRO



STORM 166 SC PRO



STORM 166 T PRO



STORM 166 DC



STORM 166 SC



STORM 166 T

**STANDARD FEATURES:**

- Lifetime +6 Warranty
- 7-ply Pressure Treated Floor and Deck
- Pro Style Wood-free Fishing Seats
- 20-gallon Aerated Livewell
- Under Console Storage
- Center Rod Storage for 7' Rods (Pro Models Only)
- Port and Starboard Top-loading Rod Storage for 8' Rods
- Extreme Tilt Steering
- Fuel, Speed, Tach and Volt Gauges
- Integrated GUNNEL TRACK SYSTEM (IGTS)
- Vertex Performance Strake™ (VPS) Hull
- C-Zone Digital System
- Toe Holds

**POPULAR OPTIONS:**

- Sonar Unit
- SeaStar™ Hydraulic Steering
- 12/24V Trolling Motor
- 3-bank Battery Charger
- Additional Pro Style Wood-free Fishing Seat
- Snap-on Mooring Cover
- Full Enclosure with Bow Cover (Side, Aft, Walk-through Curtains; Requires Fisherman's Top)
- Fisherman's Top
- Depth Gauge
- Trim Gauge
- Power Pedestal
- JENSEN Stereo with Bluetooth®
- Swim Platform with Stainless 3-step Boarding Ladder
- Bert's Custom Tackle Packages (See Page 24 for Details)



# STEALTH



STEALTH 166 T • Shown with Optional Trolling Motor and Sonar Unit

## ANY WAY YOU WANT IT.

There's no reason to miss out on the fun when Starcraft's Stealth makes it so easy to get out on the water. Choose from side console, dual console or tiller floorplans—they all come with a full load of standard features including a roomy 25-gallon FreshCatch livewell, two wood-free pro style fishing seats, in-floor storage and even our Integrated Gunnel Track System (IGTS) that lets you mount accessories anywhere. Stealth proves that having a smaller boat doesn't mean doing without.




STEALTH 166 DC • Shown with Optional Trolling Motor and Sonar Unit




	Max HP	Fuel Capacity (gal.)*	Length Overall	Beam	Dry Weight (lbs)	Max Capacity (lbs)	Capacity (Persons / lbs)	Inside Depth	Seats	Depth	Transom Height (Engine)	Bottom Gauge	Side Gauge	Deadrise (Deg. at transom)
<b>Stealth 166 DC</b>	90	12	15'10"	85"	1058	1450	6/775	21"	2	31"	20"	.080"	.080"	10°
<b>Stealth 166 SC</b>	90	12	15'10"	85"	998	1450	6/775	21"	2	31"	20"	.080"	.080"	10°
<b>Stealth 166 T</b>	60	12	15'10"	85"	965	1450	6/775	21"	2	31"	20"	.080"	.080"	10°

\*Starcraft uses diurnal EPA certified tanks which may hold less than listed content by approximately 10%.


#### CONSOLE



#### BOW CASTING PLATFORM



#### PRO STYLE WOOD-FREE FISHING SEAT



#### BOW FRESHCATCH LIVELWELL



#### COLORS:

Sapphire Blue with Silver Stripe



Burgundy with Silver Stripe



Black with Silver Stripe



STEALTH 166 DC



STEALTH 166 SC



STEALTH 166 T

STEALTH 166 SC • Shown with Optional Trolling Motor and Sonar Unit



STEALTH 166 DC • Shown with Optional Trolling Motor and Sonar Unit



#### STANDARD FEATURES:

- Lifetime +6 Warranty
- 7-ply Pressure Treated Floor and Deck
- Two Pro Style Wood-free Fishing Seats
- 30-gallon Aerated Bow Livewell
- Speed, Tach and Volt Gauges
- Under Console Storage
- In-floor Rod Storage (Holds 8 Rods)
- Durable Vinyl Cockpits and Casting Platforms
- Integrated Gunnel Track System (IGTS)
- 11-gallon Portable Fuel Tank

#### POPULAR OPTIONS:

- Sonar Unit
- 12/24V Trolling Motor
- Battery Charger
- Additional Pro Style Wood-free Fishing Seat
- Convertible Rear Bench
- Stainless Steel 3-step Boarding Ladder
- Snap-on Mooring Cover
- Trailerable Ratchet Cover
- Fisherman's Top
- Full Enclosure with Bow Cover (Side, Aft, Drop, Walk-thru Curtains) (N/A on SC & T)
- Snap-in Carpet
- Depth Gauge (N/A on T)
- JENSEN MS3A Stereo with Bluetooth®

# PATRIOT



PATRIOT 16 DLX SC




PATRIOT 16 DLX TL



Patriot 16 SC



PATRIOT 16 TL



PATRIOT 14 TL

### STANDARD FEATURES:

- Lifetime +6 Warranty
- 7-ply Pressure Treated Floor and Deck
- Two Wood-free Fishing Seats
- Lockable Rod Storage
- Durable Vinyl Cockpits and Casting Platforms

### POPULAR OPTIONS:

- Trolling Motor
- Snap-on Mooring Cover
- Additional Fishing Seat
- Power Pedestal
- Seat Slider
- Sonar Unit

PATRIOT 16 SC • Shown with Optional Trolling Motor and Sonar Unit



	Max HP	Fuel Capacity (gal.)*	Length Overall	Beam	Dry Weight (lbs)	Max Capacity (lbs)	Capacity (Persons / lbs)	Inside Depth	Seats	Depth	Transom Height (Engine)	Bottom Gauge	Side Gauge	Deadrise (Deg. at transom)
<b>Patriot 16 DLX SC</b>	60	PORT	16'2"	78"	845	1200	5/680	25"	2	33"	20"	.080"	.070"	7°
<b>Patriot 16 DLX TL</b>	40	PORT	16'2"	78"	845	1200	5/680	25"	2	33"	20"	.080"	.070"	7°
<b>Patriot 16 SC</b>	40	PORT	16'4"	78"	685	1215	5/670	20.5"	2	23"	20"	.080"	.060"	7°
<b>Patriot 16 TL</b>	40	PORT	16'4"	78"	625	1215	5/670	20.5"	2	23"	20"	.080"	.060"	7°
<b>Patriot 14 TL</b>	40	PORT	14'8"	77"	606	1100	4/555	20.5"	2	23"	20"	.080"	.060"	7°

\*Starcraft uses diurnal EPA certified tanks which may hold less than listed content by approximately 10%.

### CONSOLE (SC ONLY)



### DELUXE CONSOLE (SHOWN W/ OPTIONAL SONAR UNIT, DLX SC ONLY)



### LIVWELL



### FULL SPLASH PAN



PATRIOT 16 DLX SC • Shown with Optional Trolling Motor and Sonar Unit

### COLORS:

White





# FREEDOM



FREEDOM 180 SC • Shown with optional trolling motor and sonar unit

## STANDARD FEATURES

- 7-ply Pressure Treated Floor and Deck
- Two Wood-free Fishing Seats
- Durable Vinyl Cockpits and Casting Platforms
- Port Livewell
- Lifetime +6 Warranty

## POPULAR OPTIONS

- Trolling Motor
- Snap-on Mooring Cover
- Additional Fishing Seat
- Power Pedestal
- Seat Slider

	Max HP	Fuel Capacity (gal.)*	Length Overall	Beam	Dry Weight (lbs)	Capacity (Persons / lbs)	Inside Depth	Seats	Depth	Transom Height (Engine)	Bottom Gauge	Side Gauge	Deadrise (Deg. at transom)
<b>Freedom 180 SC</b>	125	17	18'10"	89"	1055	6/900	22"	2	35"	20"	.100"	.080"	7°
<b>Freedom 180 T</b>	90	17	18'10"	89"	1005	6/900	22"	2	35"	20"	.100"	.080"	7°
<b>Freedom 160 SC</b>	90	17	16'10"	89"	975	6/900	22"	2	35"	20"	.100"	.080"	7°
<b>Freedom 160 T</b>	75	17	16'10"	89"	925	6/900	22"	2	35"	20"	.100"	.080"	7°

\*Starcraft uses diurnal EPA certified tanks which may hold less than listed content by approximately 10%.



FREEDOM 180 SC



FREEDOM 180 T



FREEDOM 160 SC



FREEDOM 160 T

### OPEN FLOOR SPACE FOR FISHABILITY



### DELUXE CONSOLE (160 SC)



### FRESHCATCH 25-GALLON LIVEWELL




### COLORS:

White



Beige





# FEATURES & OPTIONS

## INTERIOR



**YARBLOW**  
VENTILATION SYSTEM

## PREMIUM STEERING

**SEASTAR**  
**xtreme**

## EXTERIOR



## SEATING



## FISHING



## CANVAS



## AVAILABLE PACKAGES



### ALL-WEATHER PACKAGE:

- Snap-on Mooring Cover
- Snap-in Carpet
- Fisherman's Top

### POWER PACKAGE:

- Sonar Unit
- Trolling Motor
- Quick Disconnect

### BERT'S CUSTOM TACKLE STARTER CRADLE PACKAGE:

- Two 2" Riser/Cradles
- Two 6" Riser/Cradles

### ANGLER TUBE PACKAGE:

- Tool Holder
- Cup Holder
- Four Tube Rod Holders

### BERT'S CUSTOM TACKLE ANGLER CRADLE PACKAGE:

- Tool Holder
- Cup Holder
- Two 2" Riser/Cradles
- Two 6" Riser/Cradles
- Two 10" Riser/Cradles

### BERT'S CUSTOM TACKLE PRO PACKAGE:

- Tool Holder
- Cup Holder
- Two Rod Trees
- Two Rod Holder Tubes
- Two 2" Riser/Cradles
- Two 6" Riser/Cradles
- Two 10" Riser/Cradles

## INTERIOR

- Depth Gauge
- Trim Gauge
- In-dash GPS/Fish Finder
- Snap-in Carpet
- On-board Battery Charger
- AM/FM Stereo
- Yarblow Ventilation System (Renegade 178 & 188 Only)

## PREMIUM STEERING

Ask your dealer how you can optimize your boat's steering with premium steering options.

## EXTERIOR

- Ski Pylon
- 3-step Boarding Ladder
- Convertible Rear Bench Seat (Stealth Only)

## SEATING

- Low Back Helm Chair (Standard in Fishmaster)
- Captain's Seat
- Bow Cushions
- Additional Pro Style Wood-free Fishing Seat
- Power Pedestal

## FISHING

- Side Deck Mounted Aluminum Tracks with Plastic Step Pads
- Bow-mounted Trolling Motor
- C-Zone Digital Wiring System
- Dual Shifters

## CANVAS

- Full Enclosure With Drop Down Curtain (Fishmaster Only)
- Full Enclosure
- Snap-on Mooring Cover
- Trailerable Ratchet Cover



# UTILITIES

	Length	Beam	Depth	Interior Depth	Transom Width	Transom Height	Dry Weight (Lb)	Maximum Persons	Maximum Person Cap.	Maximum Hp	Fuel Capacity (Gal.)*	Color	Bottom Gauge	Side Gauge	Rib Gauge
<b>16' SF DLX</b>	16'4"	70"	31"	22"	63"	20"	480	5	640	40	N/A	Black	.070"	.060"	.064"
<b>14' SF DLX</b>	14'5"	68"	30"	22"	60"	20" / 15"	425	4	550	30	N/A	Black	.070"	.060"	.064"
<b>16' SF</b>	16'4"	70"	29"	20"	56"	20"	480	5	610	30	N/A	Black	.100"	.060"	.064"
<b>14' SF</b>	14'5"	68"	30"	30"	60"	20" / 15"	245	4	465	30	N/A	Black	.070"	.060"	.064"
<b>14' SF SPLIT SEAT</b>	14'5"	68"	30"	30"	60"	20" / 15"	245	4	550	30	N/A	Black	.070"	.060"	.064"
<b>14' SL</b>	13'10"	59"	20"	20"	50"	15"	130	4	465	15	N/A	White	.050"	.050"	.050"
<b>12' SL</b>	11'9"	56"	20"	20"	50"	15"	112	3	395	10	N/A	White	.050"	.050"	.050"
<b>15' ALASKAN TL SPLIT SEAT DLX</b>	14'11"	68"	27"	21"	59"	20"	340	5	670	30	N/A	Gray	.070"	.060"	.064"
<b>15' ALASKAN TS SPLIT SEAT DLX</b>	14'11"	68"	27"	21"	59"	15"	330	4	550	30	N/A	Gray	.070"	.060"	.064"
<b>13' ALASKAN TL SPLIT SEAT DLX</b>	12'11"	66"	26"	20"	56"	20"	190	3	325	25	N/A	Gray	.064"	.060"	.064"
<b>13' ALASKAN TS SPLIT SEAT DLX</b>	12'11"	66"	26"	20"	56"	15"	190	3	325	25	N/A	Gray	.064"	.060"	.064"

Specifications are U.S. Coast Guard-approved and may vary by country.

\*Starcraft uses diurnal EPA certified tanks which may hold less than listed content by approximately 10%.



**16' SF DLX**  
(SHOWN WITH OPTIONAL TROLLING MOTOR)



**14' SF DLX**  
(SHOWN WITH OPTIONAL TROLLING MOTOR)



**16' SF**



**14' SF**  
(ALSO AVAILABLE IN SPLIT SEAT CONFIGURATION)



**14' SL**



**12' SL**



**15' ALASKAN TS/TL  
SPLIT SEAT DLX**



**13' ALASKAN TS/TL  
SPLIT SEAT DLX**

# STANDARDS & OPTIONS

	DELTA 188 DC PRO	DELTA 188 SC PRO	DELTA 188 DC	DELTA 188 FXS	DELTA 188 T	DELTA 178 DC PRO	DELTA 178 SC PRO	DELTA 178 DC	DELTA 178 FXS	FISHMASTER 210 DC	FISHMASTER 196 DC	STX2050	SUPERFISHERMAN 186 DC	RENEGADE 168 DC	RENEGADE 168 SC	STORM 176 DC PRO	STORM 176 SC PRO	STORM 176 TPRO	STORM 176 DC	STORM 176 SC	STORM 176 T	STORM 166 DC PRO	STORM 166 SC PRO	STORM 166 TPRO	STORM 166 DC	STORM 166 SC	STORM 166 T	STEALTH 166 DC	STEALTH 166 SC	STEALTH 166 TL	PATRIOT 16 DLX SC	PATRIOT 16 DLX TL	PATRIOT 16 SC	PATRIOT 16 TL	PATRIOT 14 TL
--	------------------	------------------	--------------	---------------	-------------	------------------	------------------	--------------	---------------	-------------------	-------------------	---------	-----------------------	-----------------	-----------------	------------------	------------------	----------------	--------------	--------------	-------------	------------------	------------------	----------------	--------------	--------------	-------------	----------------	----------------	----------------	-------------------	-------------------	---------------	---------------	---------------

## HULL CONSTRUCTION

Limited Lifetime Deck Warranty	S	S	S	S	S	S	S	S	S	S	S	S	S	S	S	S	S	S	S	S	S	S	S	S	S	S	S	S	S	S	S	S	S	S	S	S	S
Lifetime Warranty on Riveted Seams	S	S	S	S	S	S	S	S	S	S	S	S	S	S	S	S	S	S	S	S	S	S	S	S	S	S	S	S	S	S	S	S	S	S	S	S	S
Power-Trac Hull*	•	•	•	•	•	•	•	•	•	S	S	S	S	S	S	•	•	•	•	•	•	•	•	•	•	•	•	•	S	S	S	•	•	•	•	•	•
VPS Hull	S	S	S	S	S	S	S	S	S	•	•	•	•	•	•	S	S	S	S	S	S	S	S	S	S	S	S	S	•	•	•	•	•	•	•	•	•
Torsion Beam Construction	•	•	•	•	•	•	•	•	•	S	S	S	S	S	S	•	•	•	•	•	•	•	•	•	•	•	•	•	S	S	S	•	•	•	•	•	•
Double-Riveted Chine & Transom Seams	S	S	S	S	S	S	S	S	S	S	S	S	S	S	S	S	S	S	S	S	S	S	S	S	S	S	S	S	S	S	S	S	S	S	S	S	S
7-ply Pressure Treated Floor	S	S	S	S	S	S	S	S	S	S	S	S	S	S	S	S	S	S	S	S	S	S	S	S	S	S	S	S	S	S	S	S	S	S	S	S	S

## FLOORING

6-Year Carpet Warranty	S	S	S	S	S	S	S	S	S	S	S	S	S	S	S	S	S	S	S	S	S	S	S	S	S	S	S	S	S	S	S	S	S	S	S	S	S	
Vinyl Floor Covering	S	S	S	S	S	S	S	S	S	S	S	S	S	S	S	S	S	S	S	S	S	S	S	S	S	S	S	S	S	S	S	S	S	S	S	S	S	S

## COCKPIT

Deluxe Movable Pedestal Seats (Qty.)	3	3	3	3	3	3	3	3	3	4	4	4	3	2	2	3	3	3	3	3	3	2	2	2	2	2	2	2	2	1	2	2	2	2	2	2	
Helm Seat Slider	S	S	S	S	•	S	S	S	S	S	S	S	S	S	S	S	S	S	S	S	S	S	S	S	S	S	S	S	•	•	•	•	•	•	•	•	•
3-step Boarding Ladder	0	0	0	0	0	0	0	0	0	•	•	0	0	0	0	0	0	0	0	0	0	0	0	0	0	0	0	0	0	0	0	0	0	0	0	0	0
Power Pedestals	0	0	0	0	•	0	0	0	0	S	S	S	0	0	0	0	0	0	0	0	0	0	0	0	0	0	0	0	•	•	•	0	0	0	0	0	0
Aluminum Tracks with Plastic Step Pads	•	•	•	•	•	•	•	•	•	S	S	S	0	•	•	•	•	•	•	•	•	•	•	•	•	•	•	•	•	•	•	•	•	•	•	•	•
Integrated Gunnel Track System	S	S	S	S	S	S	S	S	S	•	•	N/A	•	•	•	S	S	S	S	S	S	S	S	S	S	S	S	S	S	S	S	S	S	S	S	S	

## CONSOLE/DASH

Fuel Gauge	S	S	S	S	S	S	S	S	S	S	S	S	S	S	S	S	S	S	S	S	S	S	S	S	S	S	S	S	S	S	S	S	S	S	S	S	
Speedometer	S	S	S	S	•	S	S	S	S	S	S	S	S	S	S	S	S	S	S	S	S	S	S	S	S	S	S	S	S	S	S	S	S	S	S	S	S
Tach	S	S	S	S	•	S	S	S	S	S	S	S	S	S	S	S	S	S	S	S	S	S	S	S	S	S	S	S	S	S	S	S	S	S	S	S	S
Voltmeter	S	S	S	S	•	S	S	S	S	S	S	S	S	S	S	S	S	S	S	S	S	S	S	S	S	S	S	0	0	•	•	•	•	•	•	•	•
AM/FM Stereo with J-Port for MP3 Player	S	S	S	S	0	S	S	S	S	S	S	S	0	0	0	0	0	0	0	0	0	0	0	0	0	0	0	0	0	•	•	•	•	•	•	•	•
Sonar Unit	0	0	0	0	0	0	0	0	0	0	0	0	0	0	0	0	0	0	0	0	0	0	0	0	0	0	0	0	0	0	0	0	0	0	0	0	0
Dual Shifters	0	0	0	0	•	0	0	0	0	0	0	0	•	•	0	0	0	0	0	0	0	0	0	0	0	0	0	•	•	•	•	•	•	•	•	•	•
Depth Gauge	0	0	0	0	•	0	0	0	0	0	0	0	0	0	0	0	0	0	0	0	0	0	0	0	0	0	0	0	0	0	0	0	0	0	0	0	0
Trim Gauge	0	0	0	0	•	0	0	0	0	0	0	0	0	0	0	0	0	0	0	0	0	0	0	0	0	0	0	0	0	0	0	0	0	0	0	0	0
GPS/Fish Finder	0	0	0	0	0	0	0	0	0	0	0	0	0	0	0	0	0	0	0	0	0	0	0	0	0	0	0	0	0	0	0	0	0	0	0	0	0

## SEATING

Low Back Helm Chair	•	•	•	•	•	•	•	•	•	S	S	•	•	•	•	•	•	•	•	•	•	•	•	•	•	•	•	•	•	•	•	•	•	•	•	•	•
Additional Seat	0	0	0	0	0	0	0	0	0	0	0	0	0	0	0	0	0	0	0	0	0	0	0	0	0	0	0	0	0	0	0	0	0	0	0	0	0

## LIVEWELL

Stern Livewell (Gal.)	30	30	24	24	30	30	30	24	24	•	•	36	28	30	30	20	20	20	20	20	20	20	20	20	20	20	•	•	•	•	•	•	•	•	•	•	
Bow Livewell (Gal.)	15	15	15	15	15	15	15	15	15	41	41	•	18	15	15	•	•	•	•	•	•	•	•	•	•	•	•	•	•	•	•	•	•	•	•	•	•
Aerated Baitwell	S	S	S	S	•	S	S	S	S	•	•	S	•	•	•	•	•	•	•	•	•	•	•	•	•	•	•	•	•	•	•	•	•	•	•	•	•

# STANDARDS & OPTIONS

	DELTA 188 DC PRO	DELTA 188 SC PRO	DELTA 188 DC	DELTA 188 FXS	DELTA 188 T	DELTA 178 DC PRO	DELTA 178 SC PRO	DELTA 178 DC	DELTA 178 FXS	FISHMASTER 210 DC	FISHMASTER 196 DC	STX 2050	SUPERFISHERMAN 186 DC	RENEGADE 168 DC	RENEGADE 168 SC	STORM 176 DC PRO	STORM 176 SC PRO	STORM 176 TPRO	STORM 176 DC	STORM 176 SC	STORM 176 T	STORM 166 DC PRO	STORM 166 SC PRO	STORM 166 TPRO	STORM 166 DC	STORM 166 SC	STORM 166 T	STEALTH 166 DC	STEALTH 166 SC	STEALTH 166 TL	PATRIOT 16 DLX SC	PATRIOT 16 DLX TL	PATRIOT 16 SC	PATRIOT 16 TL	PATRIOT 14 TL
--	------------------	------------------	--------------	---------------	-------------	------------------	------------------	--------------	---------------	-------------------	-------------------	----------	-----------------------	-----------------	-----------------	------------------	------------------	----------------	--------------	--------------	-------------	------------------	------------------	----------------	--------------	--------------	-------------	----------------	----------------	----------------	-------------------	-------------------	---------------	---------------	---------------

## ELECTRICAL

Courtesy Lights	S	S	S	S	•	S	S	S	S	S	S	S	S	•	•	S	S	S	S	S	S	S	S	S	S	S	S	•	•	•	•	•	•	•	•	•	
Power Point	S	S	S	S	•	S	S	S	S	S	S	S	S	S	S	S	S	S	S	S	S	S	S	S	S	S	S	S	S	•	•	•	•	•	•	•	•
Circuit Breakers	S	S	S	S	S	S	S	S	S	S	S	S	S	S	S	S	S	S	S	S	S	S	S	S	S	S	S	S	S	S	•	•	•	•	•	•	
Trolling Motor Plug	S	S	S	S	S	S	S	S	S	S	S	S	S	S	S	S	S	S	S	S	S	S	S	S	S	S	S	S	S	S	S	S	S	S	S	S	
On-board Battery Charger	S	S	S	S	0	S	S	S	S	0	0	0	0	0	0	0	0	0	0	0	0	0	0	0	0	0	0	0	0	0	0	0	0	0	0	0	0

## MECHANICAL

Hydraulic Steering	S	S	S	S	•	0	0	0	0	S	S	S	S	•	•	0	0	•	0	0	•	•	•	•	•	•	•	•	•	•	•	•	•	•	•	•	
Washdown System	•	•	•	•	•	•	•	•	•	S	S	S	•	•	•	•	•	•	•	•	•	•	•	•	•	•	•	•	•	•	•	•	•	•	•	•	•


## MISCELLANEOUS

Cleats	•	•	•	•	•	•	•	•	•	S	S	•	S	S	S	•	•	•	•	•	•	•	•	•	•	•	•	S	S	S	•	•	•	•	•	•
Pull-up Cleats	S	S	S	S	S	S	S	S	S	•	•	S	•	•	•	S	S	S	S	S	S	S	S	S	S	S	S	S	•	•	•	•	•	•	•	•
Navigation Lights	S	S	S	S	S	S	S	S	S	S	S	S	S	S	S	S	S	S	S	S	S	S	S	S	S	S	S	S	S	S	S	S	S	S	S	S
Twice Baked Urethane Paint	S	S	S	S	S	S	S	S	S	S	S	S	S	S	S	S	S	S	S	S	S	S	S	S	S	S	S	S	S	S	S	S	S	S	S	S
Bow Cushions	•	•	•	S	•	•	•	•	S	•	•	•	0	•	•	•	•	•	•	•	•	•	•	•	•	•	•	•	•	•	•	•	•	•	•	•
Ski Pylon/Tow	•	•	0	0	•	•	•	0	0	•	•	•	0	•	•	•	•	•	•	•	•	•	•	•	•	•	•	•	•	•	•	•	•	•	•	•
Bow-mounted Trolling Motor	0	0	0	0	0	0	0	0	0	0	0	0	0	0	0	0	0	0	0	0	0	0	0	0	0	0	0	0	0	0	0	0	0	0	0	0

## CANVAS

Bow Tonneau Cover	0	0	0	0	•	0	0	0	0	0	0	0	0	•	0	•	•	0	•	•	0	•	•	0	•	•	0	•	•	•	•	•	•	•	•
Side Curtains	0	0	0	0	•	0	0	0	0	0	0	0	0	•	0	•	•	0	•	•	0	•	•	0	•	•	0	•	•	•	•	•	•	•	•
Aft Curtains	0	0	0	0	•	0	0	0	0	0	0	0	0	•	0	•	•	0	•	•	0	•	•	0	•	•	0	•	•	•	•	•	•	•	•
Walk-through Curtains	0	0	0	0	•	0	0	0	0	0	0	0	0	•	0	•	•	0	•	•	0	•	•	0	•	•	0	•	•	•	•	•	•	•	•
Drop Curtain	0	0	0	0	•	0	0	0	0	0	0	0	0	•	•	0	•	•	0	•	•	0	•	•	0	•	•	•	•	•	•	•	•	•	•
Trailerable Ratchet Cover	0	0	0	0	0	0	0	0	0	0	0	0	0	0	0	0	0	0	0	0	0	0	0	0	0	0	0	0	0	0	0	0	0	0	0
Fisherman's Top	0	0	0	0	•	0	0	0	0	S	S	0	0	•	0	•	•	0	•	•	0	•	•	0	•	•	0	•	•	•	•	•	•	•	•
Full Enclosure	0	0	0	0	•	0	0	0	0	0	0	0	0	•	0	•	•	0	•	•	0	•	•	0	•	•	0	•	•	•	•	•	•	•	•
Snap-on Mooring Cover	0	0	0	0	0	0	0	0	0	0	0	0	0	0	0	0	0	0	0	0	0	0	0	0	0	0	0	0	0	0	0	0	0	0	0

S = STANDARD 0 = OPTION • = NOT AVAILABLE ON THIS MODEL



AUTHORIZED STARCRAFT DEALER:

**FOR THE LATEST NEWS, MODEL UPDATES AND OTHER INFORMATION,  
PLEASE VISIT [STARCRAFTMARINE.COM](http://STARCRAFTMARINE.COM). TO TALK TO THE DEALER NEAREST  
YOU, DIAL 1-866-772-4538.**

Connects directly to dealer. Please call during business hours.

STARCRRAFT PROUDLY OFFERS:



In the interest of continually developing the finest products possible, Starcraft reserves the right to change products and specifications without notice. All representations in this catalog are believed to be correct at the time of publication. Some optional equipment may be shown in some photographs. Some models may not be available outside the United States.

Overheads are not drawn to scale.

© 2021 Starcraft Marine Printed in U.S.A. 12/21



Smoker Craft Inc. reserves the right to modify or change any standard equipment or options due to supply chain and vendor shortages without notice.

**STARCRRAFT MARINE | P.O. BOX 65 | 68143 CLUNETTE STREET | NEW PARIS, IN 46553**

Find us on:

