



STARCRAFT

MARINE



QUALITY BOATS
QUALITY TIME



STARCRAFT
MARINE

THERE'S NO BETTER TIME THAN THE PRESENT.

STARCRAFT
MARINE



102 YEARS OF MASTERING TIME.

At Starcraft, we know how it is. Life can seem to race by in a blur — gaining momentum as you get older. And when you come to the water, you're looking for one thing. Time.

That's because time on the water has a rhythm all its own. It expands effortlessly, bringing you closer to the things you care about. And adding buoyancy to every experience.

In these pages, you'll see countless ways in which the high quality of our boats equals high quality time for you and your family. Starting with innovative designs. State-of-the-art construction. And hundreds of thoughtful features. Whether you're looking for a pontoon, deck boat or runabout, you'll find more possibilities in a Starcraft than in any other boat.

Maybe it's all because we've been mastering the art of boatbuilding for more than 100 years — standing by our owners and sharing their experiences. Because one thing's for sure. The first time you drop the throttle, reach plane in seconds and feel the hours stretch out before you, you'll know you've mastered the art of quality time.



MERCURY
1 On The Water





STARCRAFT
MARINE

STARCRAFT MARINE

CONTENTS

| | |
|---------------------------------|----|
| Elite | 10 |
| Sport | 12 |
| Classic | 14 |
| Holiday | 16 |
| Starfish | 18 |
| Step-Down | 26 |
| Aurora 2415, 2410 | 32 |
| Aurora 2210, 2010 | 34 |
| Aurora 2015, 2009 | 36 |
| Aurora 2000, 1915 | 38 |
| Aurora Packages | 41 |
| Runabout 2312 | 48 |
| Runabout 2100, 2010, 1900 | 50 |
| Runabout 1700, 1700 F&S | 52 |
| Runabout 1800, 1600 | 54 |

PONTOONS

DECK BOATS

RUNABOUTS

ARTICLES

| | |
|----|------------------|
| 6 | Safety Tips |
| 24 | Watersports |
| 29 | Trailer |
| 60 | Accessories |
| 62 | Apparel |
| 65 | Boating Glossary |



ALL ABOARD

ALWAYS MAKE TIME FOR SAFETY.



> HIGH NOON.

Ok, it's 11:59, and you promised the first ride of the day would leave at noon. But suddenly the passenger list starts to grow with kids you've never even met, and you're frantically rounding up life jackets, and Junior has decided to take off after a family of baby ducks. Suddenly you realize it's time for a call to order. After all, you're the captain — even before the first person gets on board.



Your boat's safety and performance depends on the weight and distribution of passengers and gear.

A great ride starts with taking the time to get everyone safely on board and situated. To begin with, never overload — the boat's capacity in both pounds and persons is clearly displayed on the certification plate. In addition, your boat's performance depends on both the weight and distribution of its load. Passengers

should be distributed equally, from right to left and front to back — with particular attention given to the amount of weight in an open bow. And always remember to take into account the additional weight of livewells, coolers, skis and other gear.

MERCURY
#1 On The Water



Type I



Type II



Type III



Type IV

> One for everyone.

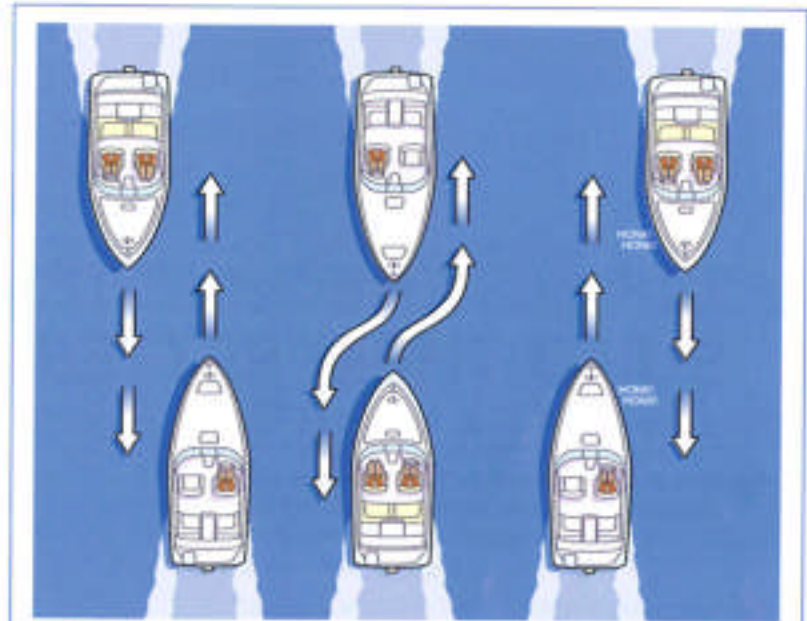
Federal law requires that you carry at least one wearable (Type I, II or III) Personal Flotation Device (PFD) for each passenger, as well as one throwable (Type IV) PFD. There are many different styles, designed to be comfortable for every activity. And most importantly, each passenger should have one that fits properly — especially children and non-swimmers.



> Who has the right of way?

Always give way to slower or less maneuverable boats, staying clear and passing to the stern. In crossing situations, the boat to the right from the 12 o'clock to the 4 o'clock position has the right of way. It should hold course and speed. The other boat must make whatever adjustments necessary to pass behind it. If you choose to pass a slower boat ahead of you, be sure to take care to keep out of its way. And never follow directly behind a boat towing skiers or tubers — if they fall, you could overtake them in a matter of seconds.

You're responsible for making sure each passenger has a PFD that fits properly.



Passing port to port

Meeting head to head

Passing starboard to starboard

> The rules of the road.

The other boat must make whatever adjustments to course and speed necessary to pass behind the boat with the right-of-way. On a river, boats going up and down the river have the right-of-way over boats crossing the river.

When two boats meet head-on, neither boat has the right-of-way. Both boats should decrease speed and pass port-to-port. In some situations, it may be preferable to pass starboard-to-starboard, and in this case, both boats should sound two short horn blasts.


If you choose to pass a slower boat, you must make any adjustments necessary to keep out of the way of the boat ahead of you.

CONSTRUCTION

TAKING THE TIME TO BUILD THEM BETTER.

- 1 Starcraft pontoons feature 7-layer pressure treated plywood, for the most reliable decks in the industry. And our plush outdoor marine grade carpet is 100% glued down.
- 2 Heavy-duty, extruded Z-bar cross members provide greater strength and stability than conventional hat channels.
- 3 To completely seal each deck section joint, LockOut® Sealant Tape is placed on every Z-bar cross member for years of watertight protection.
- 4 Rotocast furniture now features 360° integrated drains that channel excess water back into the lake to help prevent mildew and water damage.

Lifetime warranties on tubes, deck and transom.



It all starts with forward thinking.

Building a high quality pontoon starts with a high quality design. Each model is engineered to give you maximum usable space, while maintaining proper weight balance. Our tubes are made of .080 gauge 5052 marine alloy aluminum to resist corrosion, and all mounting

hardware is stainless steel for maximum holding power and rust prevention. In addition, all Starcraft pontoons are pressure tested to guarantee a watertight, leak-free tube.

On deck, you have the convenience of

1/4" spacers between the deck and rails to allow water to easily drain away. This added ventilation greatly reduces drying time and prevents mold and mildew. Our heavy-duty fence railings feature a special sealing tape around the panels to give you a quiet, rattle-free ride.

MERCURY
#1 On The Water

STARCRAFT TOP 6 PONTOON COMPARISON POINTS:

» VALUE

Dollar for dollar, a 2005 Starcraft Classic 200 pontoon package gives you more boat for your money than any other pontoon in the industry. Plus, you get the peace of mind of knowing it's backed by a company that's been around for more than 100 years.

» VERSATILITY

Whether you want to fish, swim, sun or simply enjoy a relaxing cruise, we give you more usable space and storage areas for a superior experience on the water.

» DEPENDABILITY

You can take the whole family out with confidence, knowing that your Starcraft pontoon is built with the highest quality materials and is made to last for generations to come.

» SAFETY

You can rest assured that your Starcraft pontoon is designed first and foremost for safety. ALL of our pontoons meet or exceed U.S. Coast Guard requirements and are NMMA certified.

» MAINTENANCE

Because we recognize that your time on the water is valuable, our pontoons are designed to keep looking great and running great with simple basic care.

» FAMILY FUN

At Starcraft, we know that owning a pontoon is all about getting your friends and family together for great times on the water. Only Starcraft's industry-leading quality and value give you the best experiences for your money.



After all, time with your boat should be spent on the water.



> Maintenance and storage.

> Carpet care made easy.

The carpet in your Starcraft is stain resistant and made of 100% U.V. stabilized polypropylene fibers. Regular vacuuming and washing with a mild detergent and warm water or household carpet cleaner will keep it clean. To rinse, thoroughly hose the deck. And let the carpet dry completely in the sun to prevent mildew.

> Protecting your upholstery.

Your pontoon's upholstery is also protected by U.V. stabilizers and is designed to last for years. However, if treated with an improper cleaner, it may become damaged. Generally speaking, use only mild, dish soap-type detergents or special vinyl cleaning products. If a spill occurs, consult your owner's manual for detailed stain-removing steps. To prevent mold and mildew, keep your cushions from becoming soaked, and dry them thoroughly after washing.

> What to do when the season's over.

When it's time to store your boat for the winter, it's also a good time to perform annual maintenance items. The following tips are more thoroughly detailed in your owner's manual.

1. Fill fuel tank and add fuel stabilizer and conditioner to manufacturer's recommendations and operate boat for at least 10 minutes to allow treated fuel to reach the engine.
2. Flush the cooling system.
3. Fog the internal engine components with a manufacturer's approved storage seal spray and perform all scheduled maintenance, including lubrication and changing filters.
4. Thoroughly clean the hull, deck and interior of the boat as soon as it's removed from the water. Allow a couple of days for complete drying to prevent mildew.
5. Clean all traces of dirt and grime from the engine and bilge.
6. Drain livewells.
7. Store the bilge drain plug where it may be easily found again.
8. Remove the batteries from the boat. Store them where they are not subject to freezing temperatures and are away from heat, spark or flame-producing devices.
9. Park your trailer and boat in a protected area.

MERCURY
"1 On The Water"



MERCURY
"1 On The Water"

IT'S TIME FOR A BIG STEP UP.

If you're ready to make the move to a truly luxurious pontoon, then take a closer look at the Elite series. This is where every imaginable comfort comes together, with state-of-the-art construction to give you a head-turning craft that'll raise the profile of any dock. With seating room for 14, you'll enjoy a massive 8' 6" beam and a huge 10' bimini top. And the many eye-catching details include stylish new rub rails with cushioned rubber insert, polished stern corner castings and white powder coated fence rails.

| | |
|---|---|
| a | |
| b | c |
| d | e |

- a DRIVER'S CONSOLE The deluxe console features recessed knee room and a footrest as well as a custom molded European burl dash and quick-release windscreen.
- b HELM CHAIR At the helm, you'll enjoy a plush reclining seat with arms and a slider with locking swivel.
- c UMBRELLA Our exclusive umbrella design features an easy-to-use crank adjustment and tilts to protect you from the sun at any time of day.
- d UNDER-SEAT STORAGE All of the lounges include roomy dry under-seat storage spaces.
- e CHANGING ROOM This lockable pop-up changing room gives you privacy when you're out on the water.

ELITE 206



246 RE



246 C/R



226 RE C/R



206



Color Green Blue Teal Canary

\$13,695
OWN THIS 206
FOR ONLY \$139/MO. AT 6.74%
APR FOR 144 MONTHS*
MERCURY 50 ELPTO

* Program availability based on customer's prior credit history. Some restrictions apply. Payments are based on current rates at date of publishing and are subject to change. Special offer available only on the above select pontoon models and specific engine. Credit transactions do not include taxes, freight and prep charges. Monthly payments are calculated based on rates and terms for specific products as stated above and are subject to change. Subject to normal credit approval.



SPORT
SPORT 226 RE C/R





THIS SPORTY PONTON LIVES LIFE IN THE FAST LANE.

Grab the kids, load up the skis and hit the throttle. The Sport pontoon is ready for an action-packed day on the water. This high-performance pontoon features bright trim accents that'll set you apart from the sunset cruisers. And with the large rear entry, it's easy to pile on the passengers and fun. There's even a lockable changing room with optional Porta-Potti® for all-day comfort.



226 RE C/R



- a **DRIVER'S CONSOLE:** Check out the deluxe fiberglass console with recessed knee room, footrest and quick-release smoked Plexiglas® windscreen.
- b **REAR ENTRY LADDER:** All models feature a large rear entry for easy access. There's also a stainless steel ladder to help swimmers and skiers back into the boat.
- c **CUP HOLDERS:** There's always a place for your cold drink aboard this versatile performer. It comes with 8 built-in cup holders.
- d **CHANGING ROOM*** For added privacy on the water, there's a lockable pop-up changing room.
- e **UNDER-SEAT STORAGE:** You'll find plenty of room for skis, life jackets and other gear in the roomy under-seat storage areas.



Color ■ Red

MERCURY
#1 On The Water





CLASSIC

CLASSIC 240 DLX





Color ■ Sea Green ■ Harbor Blue ■ Wineberry

MERCURY
*1 On The Water

LOOKING FOR VALUE? WE'RE ON THE SAME PAGE.

If your wish list includes the big "Vs" — value and versatility — then the Classic series is the place to start. With a wide range of models to choose from, you'll enjoy such details as powder coated fence rails, plush lounge furniture, dedicated fishing areas, built-in livewells and an optional barbecue grill.

| | |
|---|---|
| a | |
| b | c |
| d | e |

- a DRIVER'S CONSOLE The 240 DLX features this attractive console with molded acrylic shroud, burlwood panels and quick-release smoked Plexiglas™ windscreen.
- b FISHING SEATS Our deluxe fishing seats feature pinchless hinges and swivels on removable pedestals.
- c CHANGING ROOM A lockable pop-up changing room gives you the privacy to go from fishing to swimming to cruising.
- d ROD STORAGE Port and starboard rod holders keep everyone's equipment safely stored when not in use.
- e UNDER-SEAT STORAGE You'll enjoy plenty of storage space for life vests, rain jackets, tackle boxes and other gear.

* Program availability based on customer's prior credit history. Some restrictions apply. Payments are based on current rates at date of publishing and are subject to change. Special offer available only on the above select pontoon models and specific engine. Credit transactions do not include taxes, freight and prep charges. Monthly payments are calculated based on rates and terms for specific products as stated above and are subject to change. Subject to normal credit approval.

\$11,995
OWN THIS 240 DLX FOR
ONLY \$121/MO. AT 6.74% APR
FOR 144 MONTHS*
MERCURY 50 ELPTO



240 DLX
(also available as 240 DLX 4 Pt.)

\$10,495
OWN THIS 240 FOR ONLY
\$107/MO. AT 6.74% APR
FOR 144 MONTHS*
MERCURY 40 ELPTO



240

\$8,495
OWN THIS 200 FOR ONLY
\$133/MO. AT 8.25% APR
FOR 84 MONTHS*
MERCURY 25 EL



200

(also available as 200 4 Pt.)



CLASSIC 200 4 POINT



180



HOLIDAY


HOLIDAY 200 FISH C/R





WHEN EVERYBODY'S HAPPY, YOU'VE MADE THE RIGHT CHOICE.

No matter which water activities your family enjoys, there's truly something for everyone in the Holiday series. The 240 Cruise model features room for 12, with plush, roomy seating groups, while the 200 Fish C/R gives you plenty of open deck space so everyone has room to reel in the big ones. Other details you'll enjoy include unique white powder coated rails, insulated fence panels that resist rattling, a cooler with insert and an AM/FM stereo with CD player.



- a DRIVER'S CONSOLE At the helm, you'll enjoy this attractive console with molded acrylic shroud, burf wood panels and quick-release smoked Plexiglas® windscreen.
- b FISHING SEATS Our deluxe fishing seats feature pinchless hinges and swivels on removable pedestals.
- c LIVEWELL The 200 Fish includes a built-in aerated livewell to keep your catch safe and sound.
- d ROD STORAGE This lockable rod box lets you safely store your gear when you're not fishing.
- e POP-UP CHANGING ROOM The changing room gives you extra privacy for those long days on the water.



240 Cruise



200 Cruise C/R



200 Fish C/R



Color

- Green
- Blue
- Burgundy



MERCURY
#1 On The Water



HOLIDAY 200 FISH C/R



STARFISH

STARFISH 246 C/R





WHO SAYS YOU HAVE TO GIVE UP LUXURY TO GO FISHING?

If you're a serious angler who's serious about creature comforts, the Starfish is designed for you. This luxury series combines top-of-the-line features with roomy fishing areas and either a 12 or 14 person capacity — thanks to the large 8' 6" beam and innovative layouts. You'll also enjoy the 10' bimini top, as well as new white powder coated rails and plush 28 oz. mocha carpet. Top it off with options like a satellite-ready CD player, a barbecue grill or the impressive fishing package, and you've got a pontoon the other guys can only dream about.



246 C/R



226 C/R



| | |
|---|---|
| a | |
| b | c |
| d | e |

- a. **DRIVER'S CONSOLE** The deluxe console features recessed knee room and a footrest, as well as a custom molded European built dash and quick-release windscreen.
- b. **FISHING SEATS** The four deluxe fishing seats have pinchless hinges and swivels on removable pedestals.
- c. **CHAISE LOUNGE** The plush chaise lounge features flip-up foot storage under the seat.
- d. **LIVWELL** Two aerated livewells give you room for everyone's catch.
- e. **CHANGING ROOM** A lockable pop-up changing room offers you the onboard privacy to go from fishing to swimming to cruising.

MERCURY
"1 On The Water"

Color Green Blue Teal Canary



OVERHEADS





Sport 226 RE C/R



Classic 240



Holiday 200 Cruise C/R



Classic 240 DLX



Classic 200



Holiday 200 Fish C/R



Classic 200 4 Pt.



Classic 180



Starfish 246 C/R



Holiday 240 Cruise



Starfish 226 C/R

STARCRAFT 2005

> ELITE, SPORT, CLASSIC, HOLIDAY & STARFISH PONTOON FEATURES & OPTIONS

| | Elite 246 | Elite 246 RE | Elite 246 C/R | Elite 246 RE C/R | Elite 226 | Elite 226 RE | Elite 226 C/R | Elite 226 RE C/R | Elite 206 | Elite 206 RE | Elite 206 C/R | Elite 206 RE C/R | Sport 226 RE C/R | Classic 240 DUX | Classic 240 | Classic 240 DUX 4 Pt. | Classic 200 4 Pt. | Classic 200 | Classic 180 | Holiday 240 Cruise C/R | Holiday 240 Cruise | Holiday 200 Cruise C/R | Holiday 200 Cruise | Holiday 200 Fish C/R | Starfish 246 C/R | Starfish 226 C/R | |
|--|-----------|--------------|---------------|------------------|-----------|--------------|---------------|------------------|-----------|--------------|---------------|------------------|------------------|-----------------|-------------|-----------------------|-------------------|-------------|-------------|------------------------|--------------------|------------------------|--------------------|----------------------|------------------|------------------|---|
| Hull/Deck Construction | | | | | | | | | | | | | | | | | | | | | | | | | | | |
| Limited Lifetime Floor/Deck/Tubes/Transom Warranty | S | S | S | S | S | S | S | S | S | S | S | S | S | S | S | S | S | S | S | S | S | S | S | S | S | S | S |
| NMMA Certified | S | S | S | S | S | S | S | S | S | S | S | S | S | S | S | S | S | S | S | S | S | S | S | S | S | S | S |
| Flush Bow Decks | S | S | S | S | S | S | S | S | S | S | S | S | S | S | S | S | S | S | S | S | S | S | S | S | S | S | S |
| 7-Ply Pressure Treated Floor/Deck | S | S | S | S | S | S | S | S | S | S | S | S | S | S | S | S | S | S | S | S | S | S | S | S | S | S | S |
| Stealth® Composite Floor/Deck | O | O | O | O | O | O | O | O | O | O | O | O | O | O | O | O | O | O | O | O | O | O | O | O | O | O | O |
| Marine Grade Fade-Resistant Carpet | S | S | S | S | S | S | S | S | S | S | S | S | S | S | S | S | S | S | S | S | S | S | S | S | S | S | S |
| Thru-Bolted Floor/Deck | S | S | S | S | S | S | S | S | S | S | S | S | S | S | S | S | S | S | S | S | S | S | S | S | S | S | S |
| LockOut® Sealant Tape | S | S | S | S | S | S | S | S | S | S | S | S | S | S | S | S | S | S | S | S | S | S | S | S | S | S | S |
| Aluminum Under-Deck Liner Kit | O | O | O | O | O | O | O | O | O | O | O | O | O | O | O | O | O | O | O | O | O | O | O | O | O | O | O |
| 25" Tubes | S | S | S | S | S | S | S | S | S | S | S | S | S | S | S | S | S | S | S | S | S | S | S | S | S | S | S |
| 25" Center Tube | O | O | O | O | O | O | O | O | O | O | O | O | O | O | O | O | O | O | O | O | O | O | O | O | O | O | O |
| 23" Tubes | * | * | * | * | * | * | * | * | * | * | * | * | * | S | S | S | S | S | S | S | S | S | S | S | S | S | * |
| 21" Center Tube | * | * | * | * | * | * | * | * | * | * | * | * | * | * | * | * | * | * | * | * | * | * | * | * | * | * | * |
| Aluminum All-Welded Transom | S | S | S | S | S | S | S | S | S | S | S | S | S | S | S | S | S | S | S | S | S | S | S | S | S | S | S |
| White Powder Coated 1-1/4" Aluminum Fence Rails | S | S | S | S | S | S | S | S | S | S | S | S | S | S | S | S | S | S | S | S | S | S | S | S | S | S | S |
| Insulated Fence Panels | S | S | S | S | S | S | S | S | S | S | S | S | S | S | S | S | S | S | S | S | S | S | S | S | S | S | S |
| Built-In Fuel Tank (gallons) | (30) | (30) | (30) | (30) | (30) | (30) | (30) | (30) | (30) | (30) | (30) | (30) | (30) | (30) | * | (24) | * | * | S | (30) | (30) | (30) | (30) | (24) | (23) | (23) | |
| Portable Fuel Tank (gallons) | * | * | * | * | * | * | * | * | * | * | * | * | * | * | (6) | * | (6) | (6) | (6) | * | * | * | * | * | * | * | * |
| Full Length Keels | S | S | S | S | S | S | S | S | S | S | S | S | S | S | S | S | S | S | S | S | S | S | S | S | S | S | S |
| Deck Amenities | | | | | | | | | | | | | | | | | | | | | | | | | | | |
| Boarding Lights | S | S | S | S | S | S | S | S | S | S | S | S | S | * | * | * | * | * | * | * | * | * | * | * | * | * | * |
| Pre-fined Equipment Group: Docking Lights, 2 Movable Cup Holders, 25 Quart Cooler, Boarding Ladder | * | * | * | * | * | * | * | * | * | * | * | * | * | * | * | * | * | * | * | * | * | * | * | * | * | O | O |
| Value Package: Table, CD Player, Boarding Ladder, Windscreen, Plumbed Livewell | * | * | * | * | * | * | * | * | * | * | * | * | * | * | O | * | O | O | O | * | * | * | * | * | * | * | * |
| Helm Seat with Slider | S | S | S | S | S | S | S | S | S | S | S | S | S | S | * | S | * | * | S | S | S | S | S | S | S | S | S |
| Rotocast Furniture Bases w/Integrated Drains | S | S | S | S | S | S | S | S | S | S | S | S | S | S | * | S | * | * | * | S | S | S | S | S | S | S | S |
| Sundeck | S | S | S | S | S | S | S | S | S | S | S | S | S | S | * | S | * | * | * | S | S | S | S | S | S | S | S |
| Pop-Up Change Room | * | * | S | S | * | * | S | S | * | * | S | S | S | S | * | S | * | * | * | S | S | S | S | S | S | S | S |
| Boarding Ladder | S | S | S | S | S | S | S | S | S | S | S | S | S | S | O | S | O | O | O | O | O | O | O | O | O | O | O |
| Umbrella and Table | S | S | S | S | S | S | S | S | S | S | S | S | S | * | * | * | * | * | * | O | O | O | O | * | O | O | |
| Bow Chaise Lounges | S | S | S | S | S | S | S | S | * | S | * | * | S | * | * | * | * | * | * | * | * | * | * | * | * | * | * |
| Bow Couch(es) | S | S | S | S | S | S | S | S | S | S | S | S | S | S | S | S | * | S | S | S | S | S | S | * | S | * | |
| Aft Couch(es) | S | S | S | S | S | S | S | S | S | S | S | S | S | S | * | * | * | * | S | S | S | S | S | * | * | * | |
| Aft "L" Seating Group | S | S | S | S | S | S | S | S | S | S | S | S | S | S | S | S | S | S | * | S | S | S | S | S | S | S | |
| Deluxe Fishing Seats w/Pinchless Hinges (qty) | * | * | * | * | * | * | * | * | * | * | * | * | * | (2) | (2) | (4) | (4) | (2) | * | * | * | * | * | (4) | (4) | (4) | |
| Rod Storage or Rod Holders | * | * | * | * | * | * | * | * | * | * | * | * | * | S | S | S | * | * | * | * | * | * | * | S | S | S | |
| Electrical | | | | | | | | | | | | | | | | | | | | | | | | | | | |
| Navigation Lights | S | S | S | S | S | S | S | S | S | S | S | S | S | S | S | S | S | S | S | S | S | S | S | S | S | S | S |
| Courtesy Lights/Indirect Floor Lighting | S | S | S | S | S | S | S | S | S | S | S | S | S | S | * | S | * | * | * | S | S | S | S | S | S | S | S |
| Docking Lights | S | S | S | S | S | S | S | S | S | S | S | S | S | O | * | O | * | * | * | S | S | S | S | S | O | O | |
| Plumbing | | | | | | | | | | | | | | | | | | | | | | | | | | | |
| Aerated Livewell (qty) | * | * | * | * | * | * | * | * | * | * | * | * | * | (1) | O | (1) | O | O | O | * | * | * | * | (1) | (2) | (2) | |

STARCRAFT 2005
 > ELITE, SPORT, CLASSIC,
 HOLIDAY & STARFISH PONTOON
 FEATURES & OPTIONS

| Canvas | Elite 246 | Elite 246 RE | Elite 246 C/R | Elite 246 RE C/R | Elite 226 | Elite 226 RE | Elite 226 C/R | Elite 226 RE C/R | Elite 206 | Elite 206 RE | Elite 206 C/R | Elite 206 RE C/R | Sport 226 RE C/R | Classic 240 DLX | Classic 240 | Classic 240 DLX 4 Ft. | Classic 200 4 Ft. | Classic 200 | Classic 180 | Holiday 240 Cruise C/R | Holiday 240 Cruise | Holiday 200 Cruise C/R | Holiday 200 Cruise | Holiday 200 Fish C/R | Starfish 246 C/R | Starfish 226 C/R | |
|---|-----------|--------------|---------------|------------------|-----------|--------------|---------------|------------------|-----------|--------------|---------------|------------------|------------------|-----------------|-------------|-----------------------|-------------------|-------------|-------------|------------------------|--------------------|------------------------|--------------------|----------------------|------------------|------------------|---|
| Color Coordinated Bimini Top w/Storage Boot | S | S | S | S | S | S | S | S | S | S | S | S | S | S | S | S | S | S | S | S | S | S | S | S | S | S | |
| Playpen Cover | O | O | O | O | O | O | O | O | O | O | O | O | O | O | O | O | O | O | O | O | O | O | O | O | O | O | |
| Ice Chest Built-In | * | * | * | * | * | * | * | * | * | * | * | * | * | * | * | * | * | * | * | * | * | * | * | * | * | * | |
| Dash & Console | | | | | | | | | | | | | | | | | | | | | | | | | | | |
| Cooler | S | S | S | S | S | S | S | S | S | S | S | S | S | O | * | O | * | * | * | S | S | S | S | S | S | O | O |
| Deluxe Burlwood Steering Wheel | S | S | S | S | S | S | S | S | S | S | S | S | S | * | * | * | * | * | * | * | * | * | * | * | * | * | * |
| Cup Holders | S | S | S | S | S | S | S | S | S | S | S | S | S | * | * | * | * | * | * | * | * | * | * | * | * | * | |
| Color Coordinated Dash & Console | S | S | S | S | S | S | S | S | S | S | S | S | S | S | S | S | S | S | S | S | S | S | S | S | S | S | |
| Quick-Release Smoked Plexiglas® Windscreen | S | S | S | S | S | S | S | S | S | S | S | S | S | S | * | S | * | * | * | S | S | S | S | S | S | S | |
| Speedometer | S | S | S | S | S | S | S | S | S | S | S | S | S | S | O | S | O | O | O | S | S | S | S | S | S | S | |
| Tachometer | S | S | S | S | S | S | S | S | S | S | S | S | S | S | * | S | * | * | * | S | S | S | S | S | S | S | |
| Voltmeter | S | S | S | S | S | S | S | S | S | S | S | S | S | S | * | S | * | * | * | S | S | S | S | S | S | S | |
| Fuel Gauge | S | S | S | S | S | S | S | S | S | S | S | S | S | S | * | S | * | * | * | S | S | S | S | S | S | S | |
| Humminbird® Piranha Fish Locator | * | * | * | * | * | * | * | * | * | * | * | * | * | * | * | * | * | * | * | * | S | S | S | S | S | S | |
| 12 Volt Power Point | S | S | S | S | S | S | S | S | S | S | S | S | S | S | S | S | S | S | S | S | S | S | S | S | S | S | |
| Tilt Steering | S | S | S | S | S | S | S | S | S | S | S | S | S | * | * | * | * | * | * | * | * | * | * | * | * | * | |
| AM/FM Stereo with CD Player | S | S | S | S | S | S | S | S | S | S | S | S | S | S | O | S | O | O | O | S | S | S | S | S | S | S | |
| Marine Grade Speakers (qty.) | (4) | (4) | (4) | (4) | (4) | (4) | (4) | (4) | (4) | (4) | (4) | (4) | (4) | (2) | O | (2) | O | O | O | (2) | (2) | (2) | (2) | (2) | (2) | (4) | |
| Compass | S | S | S | S | S | S | S | S | S | S | S | S | * | * | * | * | * | * | * | O | O | O | O | O | S | S | |
| Trim Gauge | S | S | S | S | S | S | S | S | S | S | S | S | * | O | * | O | * | * | * | O | O | O | O | O | S | S | |
| Depth Gauge | O | O | O | O | O | O | O | O | O | O | O | O | O | O | * | O | * | * | * | O | O | O | O | O | S | S | |
| Radio Touch Pad | O | O | O | O | O | O | O | O | O | O | O | O | O | O | * | O | * | * | * | O | O | O | O | O | O | O | |

S = Standard O = Option * = Not available on this model

STARCRAFT 2005
 > ELITE, SPORT, CLASSIC,
 HOLIDAY & STARFISH PONTOON
 SPECIFICATIONS

| | Elite 246 | Elite 246 RE | Elite 246 C/R | Elite 246 RE C/R | Elite 226 | Elite 226 RE | Elite 226 C/R | Elite 226 RE C/R | Elite 206 | Elite 206 RE | Elite 206 C/R | Elite 206 RE C/R | Sport 226 RE C/R | Classic 240 DLX | Classic 240 | Classic 240 DLX 4 Ft. | Classic 200 4 Ft. | Classic 200 | Classic 180 | Holiday 240 Cruise C/R | Holiday 240 Cruise | Holiday 200 Cruise C/R | Holiday 200 Cruise | Holiday 200 Fish C/R | Starfish 246 C/R | Starfish 226 C/R |
|-------------------------|-----------|--------------|---------------|------------------|-----------|--------------|---------------|------------------|-----------|--------------|---------------|------------------|------------------|-----------------|-------------|-----------------------|-------------------|-------------|-------------|------------------------|--------------------|------------------------|--------------------|----------------------|------------------|------------------|
| Max HP | 135 | 135 | 135 | 135 | 125 | 125 | 125 | 125 | 100 | 100 | 100 | 100 | 125 | 135 | 60 | 135 | 60 | 60 | 40 | 135 | 135 | 90 | 90 | 90 | 135 | 125 |
| Fuel Capacity (gallons) | 30 | 30 | 30 | 30 | 30 | 30 | 30 | 30 | 30 | 30 | 30 | 30 | 30 | 30 | 30 | Port. | 24 | Port. | Port. | Port. | 30 | 30 | 30 | 30 | 24 | 23 |
| Length | 24' 3" | 24' 3" | 24' 3" | 24' 3" | 22' 3" | 22' 3" | 22' 3" | 22' 3" | 20' 3" | 20' 3" | 20' 3" | 20' 3" | 22' 3" | 24' 3" | 24' 1" | 24' 3" | 20' | 20' | 18' | 24' 3" | 24' 3" | 20' 3" | 20' 3" | 20' 3" | 24' 3" | 22' 3" |
| Beam | 102" | 102" | 102" | 102" | 102" | 102" | 102" | 102" | 102" | 102" | 102" | 102" | 102" | 96" | 96" | 96" | 96" | 96" | 96" | 96" | 96" | 96" | 96" | 96" | 102" | 102" |
| Weight (boat only) | 2417 | 2417 | 2417 | 2417 | 2315 | 2315 | 2315 | 2315 | 2088 | 2088 | 2088 | 2088 | 2315 | 2235 | 2062 | 2235 | 1837 | 1535 | 1535 | 2235 | 2235 | 1825 | 1825 | 1660 | 2417 | 2100 |
| Capacity (persons/lbs.) | 14/1990 | 14/1850 | 14/1950 | 14/1950 | 12/1700 | 12/1700 | 12/1700 | 12/1700 | 10/1480 | 10/1410 | 10/1410 | 10/1410 | 12/1700 | 12/1675 | 11/1460 | 12/1675 | 9/1200 | 9/1200 | 8/1095 | 12/1675 | 12/1675 | 10/1370 | 10/1370 | 10/1370 | 14/1950 | 12/1700 |
| Capacity (lbs.) | 2590 | 2590 | 2590 | 2590 | 2405 | 2405 | 2405 | 2405 | 2155 | 2155 | 2155 | 2155 | 2405 | 2290 | 2050 | 2299 | 1700 | 1700 | 1515 | 2290 | 2290 | 1875 | 1875 | 1875 | 2590 | 2405 |
| Fence Height | 27" | 27" | 27" | 27" | 27" | 27" | 27" | 27" | 27" | 27" | 27" | 27" | 27" | 27" | 27" | 27" | 27" | 27" | 27" | 27" | 27" | 27" | 27" | 27" | 27" | 27" |
| Transom Height | 20" | 20" | 20" | 20" | 20" | 20" | 20" | 20" | 20" | 20" | 20" | 20" | 20" | 20" | 20" | 20" | 20" | 20" | 20" | 20" | 20" | 20" | 20" | 20" | 20" | 20" |
| Tube Diameter | 25" | 25" | 25" | 25" | 25" | 25" | 25" | 25" | 25" | 25" | 25" | 25" | 25" | 23" | 23" | 23" | 23" | 23" | 23" | 23" | 23" | 23" | 23" | 23" | 23" | 23" |
| Aluminum Gauge | 0.080" | 0.080" | 0.080" | 0.080" | 0.080" | 0.080" | 0.080" | 0.080" | 0.080" | 0.080" | 0.080" | 0.080" | 0.080" | 0.080" | 0.080" | 0.080" | 0.080" | 0.080" | 0.080" | 0.080" | 0.080" | 0.080" | 0.080" | 0.080" | 0.080" | 0.080" |

WELCOME TO THE TOW ZONE.

At Starcraft, we know firsthand that for nearly as long as boats have had motors, they've also had ropes with kids on the other end. Throughout our heritage, we've found more ways to help families make watersports a big part of their boating experience. Here are some important tips to keep your family safe and help you have more fun behind the boat.



The power of 10.

It's 10 a.m. and you're pulling your 10-year-old on a tube for a 10 minute ride at 10 m.p.h. What do you have? His first highlight of the day.



It's up to the captain.

When you're at the helm, you're responsible for keeping your skier out of harm's way. Here are some things to remember at all times:

- Everyone must wear a Coast Guard approved water ski vest.
- Allow a minimum of 100' between your skier and all other objects.
- Always have a spotter on board.
- Never ski in shallow water or at night.
- Keep a downed skier in your sight.
- Turn the motor off before you get close to someone in the water.

MERCURY
#1 On The Water

Choosing the right equipment.

- Combination pairs (skiing on two skis) are the easiest to learn with and feature wider tips for better control.
- Beginning slalom skis have a wider tail and flatter bottom, making it easier to get up and stay up. Beginners should also select longer skis for better control.
- Beveled edges, a tapered tail and a more concave bottom all require more skill and allow the skier to go faster and make sharper turns.
- A standard tow rope is 70' long and made of polypropylene for elasticity. The handle may vary in length and diameter — be sure to choose one that can be easily gripped by everyone in the family.
- An experienced salesperson can help you select skis and bindings that best fit each member of your family.
- See the "Glossary" section for more ski-related terms and definitions.



Tubing safety.

Tubing is a great all-ages activity, but the driver needs to be aware of the risks. Never allow the tube rider to come too close to docks, shallow areas, submerged rocks, navigational markers or other obstructions. Choose your speed based on the water conditions and the

age of the rider. It's preferable that riders be stomach down, to avoid bouncing their knees into their heads. And finally, while driving a gentle zigzag can provide an exciting ride, "whipping" the tube by turning sharply can cause serious injury.

Choose your speed based on the water conditions and the age of the rider.



Coaching a beginner.

Getting up on skis may be effortless for you now, but coaching a beginner may be another matter. Here are some things to tell a first-timer. And our best tip for the driver? Patience.

1. Bend your knees toward your chest, shoulder length apart, holding the rope between your knees.
2. The skis should stick out of the water 6" to 12".
3. As the boat begins to move, keep your skis parallel, your arms straight and chin down.
4. Stay in a sitting position until the boat pulls you on top of the water, then stand up.
5. Don't pull the rope toward your body — keep your arms straight.
6. Use hand signals to tell the driver to go faster or slower.
7. Let go of the rope when you fall!



What's the right speed?

| SPORT | BOAT SPEED |
|---------------|-------------|
| Tubing | 8 - 25 mph |
| Kneeboarding | 16 - 19 mph |
| Combo Skiing | 25 mph |
| Slalom Skiing | 19 - 36 mph |
| Wakeboarding | 16 - 19 mph |





STEP DOWN

SD 201 (shown without standard bimini top)





NEW FOR 2005

WHERE YOUR PRACTICAL SIDE MEETS YOUR LOVE OF POWER.

Introducing the all-new fiberglass Step Down. This remarkable boat combines the spacious layout of a pontoon with the performance of a wide, reverse chine V-hull. The whole family will enjoy the plush roomy seating for 12, as well as the ability to enjoy all your favorite tow sports, thanks to the maximum 200 horsepower capacity. A 51 gallon fuel tank gives you a longer cruising range, and the AM/FM stereo with CD player and four marine grade speakers gives you superior sound quality.



SD 201



| | |
|---|---|
| a | |
| b | c |
| d | e |

- a DRIVER'S CONSOLE: The luxurious helm features a deluxe console with recessed knee room and footrest, a silver metallic dash and no-feedback rack and pinion steering with custom tilt wheel.
- b STEREO: Everyone will enjoy the high-quality audio of the AM/FM stereo with CD player and four marine grade speakers.
- c CHANGING ROOM: For long days on the water, you'll appreciate the privacy of a large changing room.
- d STORAGE: The plush port and starboard bow couches feature roomy underseat storage to keep all your gear dry.
- e REAR ENTRY: A transom walk-thru door and boarding ladder give you easy access to the water.

MERCURY
#1 On The Water



SD 201 (shown without standard bimini top)

- Color
- Sapphire Blue
 - Bright Red
 - Canary Yellow
 - Black
 - Cappuccino
 - Teal
 - Canary

OVERHEAD



SD 201

STARCRAFT 2005
> STEP DOWN
SPECIFICATIONS

SD 201

| | |
|--------------------------------|------------|
| Max HP | 200 |
| Fuel Capacity | 51 Gallons |
| Length | 20' 4" |
| Beam | 102" |
| Weight (boat only) | 2315 |
| Capacity (persons/lbs.) | 12/1700 |
| Capacity | 2200 |
| Inside Depth | 30" |
| Transom Width | 94" |
| Chine Width (at transom) | 86" |
| Transom Height (for engine) | 20" |
| Boat Motor & Trailer Length | 25' 11" |
| Towing Wt. with 200 Merc. Opt. | 4405 lbs. |
| Draft with Engine Down | 28" |
| Draft with Engine Up | 13" |
| Deadrise (degree at transom) | 13 |

MERCURY
1 On The Water

FEATURES & OPTIONS

Hull Construction

24 Ounce Woven Roving Fiberglass with
6 Inch Overlap
Reverse Chine Hull
Integrated Interlocking Stringer System
Injected Foam Construction
Full Fiberglass Innerliner
Bow and Stern Boarding Ladders
Stainless Steel Bow and Stern Eyes
Marine Grade UV Stable Upholstery Vinyl
Stainless Steel Rub Rail
Rotocast Furniture Bases with
Integrated Drains
Meets or Exceeds US Coast
Guard Requirements
NMMA Certified

Cockpit

51 Gallon Built-In Fuel Tank
Battery Tray
750 GPH Easy-Service Cartridge
Automatic Bilge Pump
Helm and Buddy Seat
Stern Bench Seat with Removable
25 Quart Cooler
Transom Walk-Thru Door, Port Side
4 Mooring Cleats
2 Movable Cup Holders
Plush Port and Starboard Bow Couches
with Storage Underneath
In-Floor Storage
Composite Storage Doors and Lids
Color Coordinated Freestanding Bimini
Top and Storage Boot

Consoles, Switches, Gauges and Lights
Deluxe Fiberglass Console with Recessed
Knee Room and Footrest

Quick-Release Smoked Plexiglas®
Windscreen
Custom Molded Silver Metallic Dash
Console Storage Compartment
Domed Gauges:
Tachometer
Speedometer
Fuel
Voltmeter
Lanyard Safety Switch
AM/FM Stereo with CD Player
4 Marine Grade Speakers
Horn
2 Power Points
5 Deluxe Rocker Switches
5 Circuit Breakers
No Feedback Rack and Pinion Steering
with Custom Tilt Wheel
Courtesy Lights
Docking Lights
Navigation Lights

Option:
Marine Grade UV Stable Snap-In Carpet
Mooring Cover
Tilt Hydraulic Steering
(required with 150 HP and up motors)
Ski Tow

Trailer Options

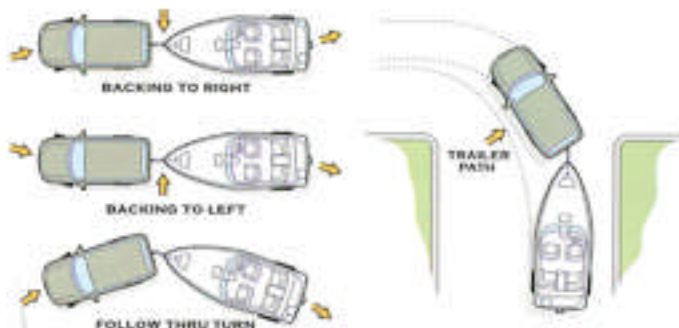
Painted or Galvanized Bunk
(bolt together)
Color Coordinated Custom Welded Bunk
Trailer with Disc Brakes
Roller Option (bolt together only)
Trailer with Swing-Away Tongue
Outboard Motor Support

HOW-TO

IT ALL STARTS WITH GETTING THERE.

Take time to get comfortable trailering your boat, and your day on the water will get off to a great start.

- Before your first trip, practice maneuvering in an empty parking lot.
- On the road, drive slower than you normally would.
- Increase your following distance and allow for longer braking time — even if your trailer is equipped with brakes.
- Take wider turns.
- Never remove the bow safety chain and winch line until you are in launch position.
- ALWAYS remember to replace your transom drain plugs!!!



Tips for a smooth launch.

Always stop in a parking area near the ramp to prepare your boat for launch without blocking traffic. Use the following checklist to help it all go smoothly.

In the parking area:

- Remove the trailer-to-motor supports.
- Remove tie-downs.
- Load and store the gear you want to bring on your boat.
- Check all systems, including your boat's engine, blower, bilge pump and lights.
- Don't forget to insert the drain plug.

At the ramp — in launch position:

- Disconnect the bow safety chain hook from the bow eye.
- Disconnect trailer wiring from your vehicle.
- Proceed with launching instructions for your type of trailer — located in the trailer's owner's manual.

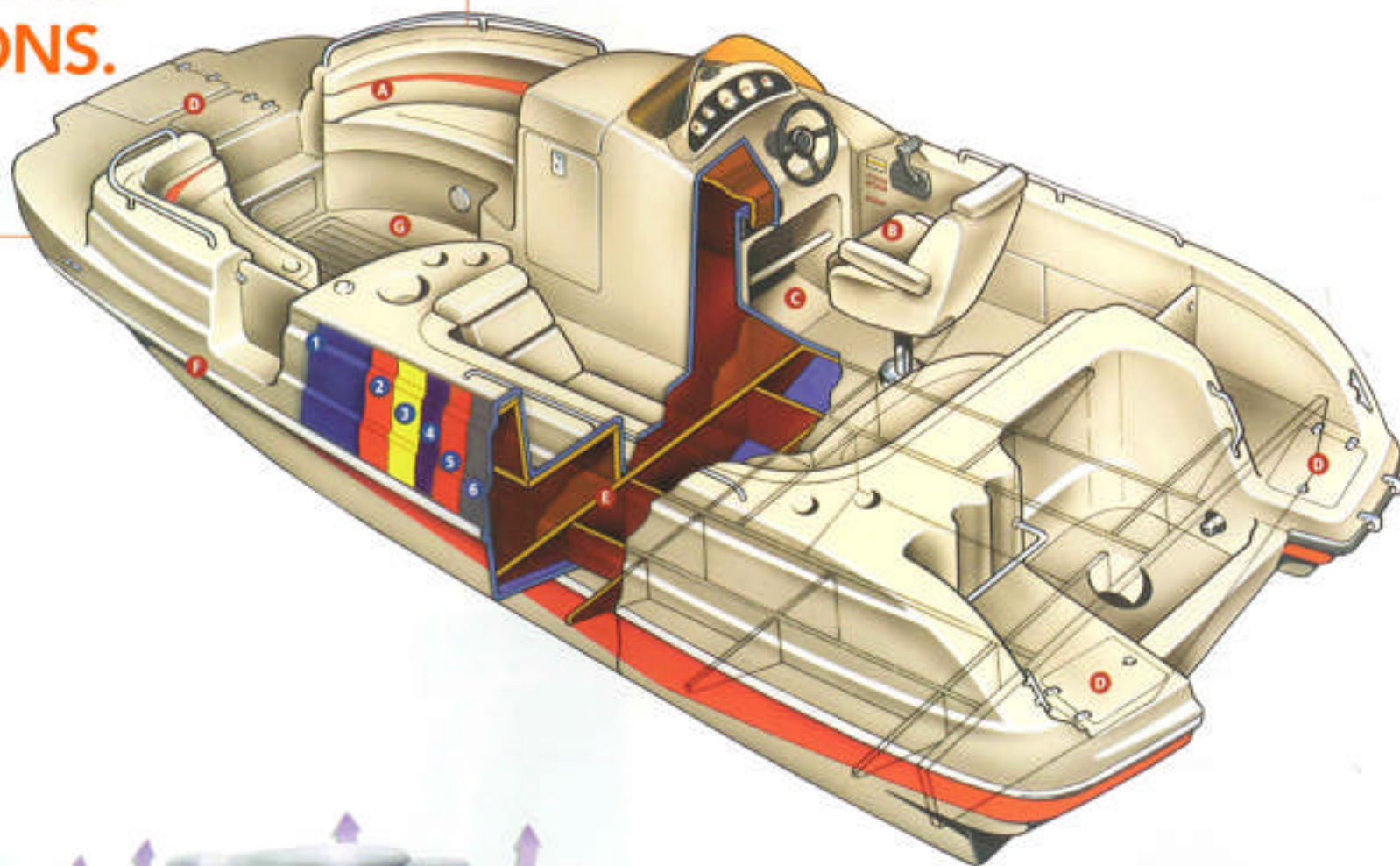


MERCURY
#1 On The Water

CONSTRUCTION

NOW FOR SOME HEAD-TO-HEAD COMPARISONS.

The diehedral vee hull virtually eliminates the rough ride and rocking motion of other deck boats.



AURORA DECK BOAT CONSTRUCTION

- 1 22 mils ISO-NPG Gel Coat
- 2 1 1/2 oz. Fiberglass Mat
- 3 60 mils of Fiberglass Mat
- 4 2 mils Coremat
- 5 60 mils of Fiberglass Mat
- 6 18 oz. Bi-Axial Fiberglass

FEATURES & BENEFITS

- A 35 oz. Upholstery with Euro Top Stitches
- B Flip-Up Helm Bolster
- C Fiberglass Footrests
- D Composite Lids
- E Fiberglass Encapsulated Stringer System
- F Stainless Steel Gunnel Rail
- G Self-Bailing Cockpit



Starcraft exclusive air injection mold separation process (Drudging).

Air pressure is applied to de-mold each part rather than force, allowing for higher quality parts to be used on each boat produced.





> These boats not only started a revolution. They won.

The Aurora series is designed to maximize the versatility you're looking for in a deck boat. Its state-of-the-art construction features give you the best possible performance, while its luxuries and conveniences exceed all expectations for boats in this class. In fact, when you compare the Aurora's complete package with other deck boats, you'll see that it's truly the best value on the water. Want more excitement for your money? Get the forward-thinking deck boat with 102 years of heritage on its side. The 2005 Aurora.

It's all about attention to detail.



STARCRAFT TOP 8 AURORA DECK BOAT COMPARISON POINTS:

» VALUE

The Aurora offers a long list of standard features that are available only as options on competitors' boats. Our boats have four speakers, Clarion CD players, flip-up helm bolsters, stainless steel rub rails and pull-up cleats — all standard on all Auroras.

» ROOM

The Aurora has more interior cockpit room, giving you more space for more boaters. How do we do it? Our unique rounded bow design allows for larger bow platforms and a larger cockpit area.

» HULL DESIGN

With the Aurora, you're riding on proven hull technology. Our modified diehedral vee hull with air injection vents gives you the driest, most stable ride possible.



OURS



THEIRS

» SAFETY

Rest assured that every Aurora deck boat is equipped with plenty of grab handles, four step ladders, a walk-through entry, child gates and foam injected hulls for added safety.

» APPEARANCE

All Aurora deck and hull stripes are strictly gel coat. You won't find any generic white boats in our lineup. Choose from red, blue, yellow, black, teal, canary or cappuccino — with no up-charges.

» INTEGRITY

Fiberglass boats = fiberglass parts. On the Aurora, all integral parts such as footrests, dashes and livewells are made of fiberglass. We believe in the strength of fiberglass, not plastic.

» UPHOLSTERY

Quality furniture starts with quality materials and craftsmanship. That's why we use only the best 35 oz. vinyl on our upholstered furniture. We also use double top stitches and self-draining foam for long-lasting durability.

» COMPOSITE LIDS

For a quieter ride, we insist on lightweight composite lids on every Aurora. There's no creaking or cracking, and the lids are easier to lift. And because your hands are reaching under these lids, we make the edges rounded for added safety.



AURORA

AURORA 2410 I/O



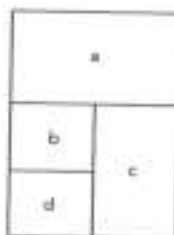


Color

| | | | |
|---|--|---|---|
|  Sapphire Blue |  Bright Red |  Canary Yellow |  Black |
|  Cappuccino |  Teal |  Camary | |

NOW YOU'VE HIT THE BIG TIME.

Welcome to the flagship of the Aurora series — the 2410. This boldly styled, beautifully refined boat is designed to raise your expectations for comfort and versatility while satisfying your taste for luxury and performance. In short, it's time for a better experience on the water, and this is the boat that'll take you there.



- a BOW PLATFORM. When not in use, the boarding ladder slides under the anchor storage lid, creating a roomy bow platform on the 2410. Navigation lights are standard.
- b HEAD/CHANGING ROOM. The 2410's large, lighted changing room with Porta-Potti® and locking door is great for those long afternoons on the water.
- c 2415 I/O HELM SEAT. The plush bucket helm seat, shown with the bolster up, features a locking swivel and adjustable slider for your comfort.
- d 2410 I/O SWIM PLATFORM. Swimmers will enjoy the stern swim platform with boarding ladder and fresh water shower.



2415 I/O
(shown with Executive Package)



2410 I/O



2410 OB



AURORA 2410 OB

MERCURY
#1 On The Water



AURORA

AURORA 3210 VO





GET IN TOUCH WITH YOUR SPORTIER SIDE.

If you're looking for a deck boat that's big on personality, take a closer look at the 2210 OB. This go-anywhere, do-everything boat features sporty graphics and trim accents. You'll enjoy a large, plush cockpit with room for 12 and convenient stem entries with port and starboard transom doors. Some exciting options to ramp up the fun include a wake tower, satellite stereo and a 6-disc CD changer.



| | |
|---|---|
| a | |
| b | c |
| d | e |
| f | g |

- a 2210 DRIVER'S CONSOLE. The sporty, deluxe console features a silver metallic dash and no-feedback rack and pinion steering with custom tilt wheel.
- b HELM CHAIR. The plush bucket helm and companion seats are each on an adjustable slider with locking swivel and a flip-up bolster.
- c COCKPIT SEATING. In the cockpit, you'll find a cushioned seating area with under-seat storage and room for the removable 36-qt. cooler.
- d SUNDECK. The roomy padded sundeck leads to the large stem swim platform with boarding ladder and fresh water shower.
- e STORAGE. The enormous in-floor storage compartment exceeds 13 cubic ft. — giving you plenty of space for skis, boards and life jackets.
- f 2010 CONSOLE. Imagine yourself at this sporty driver's console with tilt steering and a full assortment of gauges.
- g 2010 SWIM PLATFORM. Getting in and out of the boat is easy with the integrated stem swim platform with boarding ladder.

MERCURY
#1 On The Water



2210 IO
(shown with Executive Package without standard bimini top)



2210 OB
(shown with Executive Package)



2010 IO
(shown with optional swim platform)
(also available as OB)



AURORA 2210 IO

Color

| | | | | | | | |
|--|---------------|--|------------|--|---------------|--|-------|
| | Sapphire Blue | | Bright Red | | Canary Yellow | | Black |
| | Cappuccino | | Teal | | Camary | | |





YOUR INVESTMENT IN STABILITY.

Only an Aurora deck boat gives you the excitement of V-boat performance and handling with the stable ride you'd expect from a pontoon. Take the 2015, for instance. With its large open bow and 102" beam, you get plenty of roomy seating for 12. You'll also enjoy the integrated stem swim platform with boarding ladder and transom walk-thru door, as well as a 51 gallon fuel tank to let you go farther between pit stops.



- a. ANCHOR STORAGE WITH LADDER: The swim ladder tucks neatly away inside the anchor storage area on the 2015. Recessed docking lights are standard.
- b. BOW BAITWELL: Bait stays fresh in the aerated baitwell with rounded corners on the 2009 OB.
- c. REFRESHMENT CENTER: The 2015 IO's refreshment center provides fresh water all day long, as well as ample storage for snacks.
- d. HEAD/CHANGING ROOM: Need a little privacy? Try the large, lighted changing room with Porta-Potti™ and locking door.



2015 IO
(shown with Executive Package)



2015 OB
(shown with Executive Package)



2009 OB

Color

| | | | |
|-----------------|--------------|-----------------|---------|
| ■ Sapphire Blue | ■ Bright Red | ■ Canary Yellow | ■ Black |
| ■ Cappuccino | ■ Teal | ■ Camary | |

MERCURY
#1 On The Water



AURORA 2015 IO



AURORA

AURORA 1915 OB





THIS REDEFINES VERSATILITY.

Are you looking for more in a boat — more plush seating, more elbow room, more storage and more luxurious features? Then step up to the Aurora deck boat. Our 1915 OB, featuring a wide reverse chine V-hull, offers the best performance and smoothest ride in its class. You'll also enjoy bow and stern platforms with boarding ladders for easier access and a bimini top to keep you cool throughout the day. Our 2000 models go even further, with options like a bow platform shower and a fishing package, including a fishing seat, baitwell and rod storage.



| | |
|---|---|
| a | |
| b | c |
| d | e |

- **DRIVER'S CONSOLE** At the helm, you'll love this custom molded silver metallic dash with domed gauges and aerodynamic windscreen.
- **HELM CHAIR** The plush bucket helm seat is on an adjustable slider with locking swivel and flip-up bolster.
- **IN-FLOOR STORAGE** The large storage with jumbo door gives you plenty of room for skis, boards and other gear.
- **SINK AND FAUCET** This fresh water sink with pump faucet gives you convenient access to water throughout the day.
- **DOCK LIGHT** The large bow platform features the sleek, contemporary styling of recessed navigation lights.

MERCURY
#1 On The Water



2000 iO
(shown with Executive Package,
Fish Package and optional
swim platform)



2000 OB



1915 OB



AURORA 2000 OB

Color

| | | | | | | | |
|--|---------------|--|------------|--|---------------|--|-------|
| | Sapphire Blue | | Bright Red | | Canary Yellow | | Black |
| | Cappuccino | | Teal | | Canary | | |



AURORA

AURORA 2010 I/O

(shown with optional swim platform)





IT'S TIME TO EXPLORE YOUR OPTIONS.


Want to beef up your Aurora deck boat even more? Drive away with one of our exciting option packages. This year, you can choose from our sporty SE Package or the upscale Executive Package. Either way, you get a great boat with great features.

SE PACKAGE:

This sporty option package gives your boat a little extra pizzazz. SE features include eye-catching interiors, gauges and grab handles — all color coordinated to match the sporty exterior graphics.

EXECUTIVE PACKAGE:

For those who prefer a classier look, we offer the Executive Package. This upscale option package features a neutral interior with beige dash and grab handles, plus exclusive Euro burl switch panels and steering wheel. A touch of sophistication on the water.



- a SE Package Console
- b Executive Package Console



2010 I/O
 (shown with optional platform
 and optional SE Package)
 (also available as OB)



AURORA 2010 I/O (shown with optional swim platform)

MERCURY
 #1 On The Water

OVERHEADS



2415 VO



2210 VO



2410 VO



2210 OB



2410 OB



2015 VO

MERCURY
1 On The Water



2010 V/O
(also available as O/B)
(shown with optional swim platform)



2000 O/B



2009 O/B



1915 O/B



2000 V/O
(shown with optional
swim platform and fish package)



STARCRRAFT 2005

> AURORA DECK BOAT
FEATURES & OPTIONS

| | 2415 I/O | 2410 I/O | 2410 OB | 2405 OB B | 2210 I/O | 2210 OB | 2015 I/O | 2010 I/O | 2010 OB | 2009 OB | 2015 OB | 2000 I/O | 2000 OB | 1915 OB |
|--|----------|----------|---------|-----------|----------|---------|----------|----------|---------|---------|---------|----------|---------|---------|
| Key Selling Features | | | | | | | | | | | | | | |
| Wide Reverse Chine Vee Hull | \$ | \$ | \$ | \$ | \$ | \$ | \$ | \$ | \$ | \$ | \$ | \$ | \$ | \$ |
| Spacious Flush Cockpit | \$ | \$ | \$ | \$ | \$ | \$ | \$ | \$ | \$ | \$ | \$ | \$ | \$ | \$ |
| Ample Storage | \$ | \$ | \$ | \$ | \$ | \$ | \$ | \$ | \$ | \$ | \$ | \$ | \$ | \$ |
| Fender Storage at Transom | • | • | \$ | • | \$ | \$ | • | \$ | \$ | \$ | \$ | \$ | \$ | \$ |
| Hull Construction | | | | | | | | | | | | | | |
| 5 Year Warranty | \$ | \$ | \$ | \$ | \$ | \$ | \$ | \$ | \$ | \$ | \$ | \$ | \$ | \$ |
| 24-Ounce Woven Roving Fiberglass w/6-inch Overlap | \$ | \$ | \$ | \$ | \$ | \$ | \$ | \$ | \$ | \$ | \$ | \$ | \$ | \$ |
| Reverse Chine Hull | \$ | \$ | \$ | \$ | \$ | \$ | \$ | \$ | \$ | \$ | \$ | \$ | \$ | \$ |
| Integrated Interlocking Stringer System | \$ | \$ | \$ | \$ | \$ | \$ | \$ | \$ | \$ | \$ | \$ | \$ | \$ | \$ |
| Injected Foam Construction | \$ | \$ | \$ | \$ | \$ | \$ | \$ | \$ | \$ | \$ | \$ | \$ | \$ | \$ |
| Full Fiberglass Innerliner | \$ | \$ | \$ | \$ | \$ | \$ | \$ | \$ | \$ | \$ | \$ | \$ | \$ | \$ |
| Integrated Swim Steps w/Boarding Ladder | • | • | \$ | • | \$ | \$ | • | \$ | \$ | \$ | \$ | \$ | \$ | \$ |
| Integrated Swim Platform w/Boarding Ladder | \$ | • | • | \$ | • | • | \$ | • | • | • | \$ | • | • | • |
| Extended Swim Platform w/Boarding Ladder | 0 | \$ | \$ | • | \$ | • | \$ | • | • | • | \$ | • | • | • |
| Bow Platform w/Boarding Ladder | \$ | \$ | \$ | \$ | \$ | \$ | 0 | 0 | • | • | \$ | 0 | • | • |
| Stainless Steel Bow and Stern Eyes | \$ | \$ | \$ | \$ | \$ | \$ | \$ | \$ | \$ | \$ | \$ | \$ | \$ | \$ |
| Ski Tow Ring | \$ | \$ | \$ | \$ | \$ | 0 | \$ | \$ | 0 | 0 | \$ | \$ | 0 | 0 |
| Marine Grade UV Stable Upholstery Vinyl | \$ | \$ | \$ | \$ | \$ | \$ | \$ | \$ | 0 | 0 | 0 | \$ | 0 | 0 |
| Stainless Steel Rub Rail | \$ | \$ | \$ | \$ | \$ | \$ | \$ | \$ | \$ | \$ | \$ | \$ | \$ | \$ |
| Meets or Exceeds USCG Requirements | \$ | \$ | \$ | \$ | \$ | \$ | \$ | \$ | \$ | \$ | \$ | \$ | \$ | \$ |
| NMMA Certified | \$ | \$ | \$ | \$ | \$ | \$ | \$ | \$ | \$ | \$ | \$ | \$ | \$ | \$ |
| Cockpit | | | | | | | | | | | | | | |
| Battery Tray | \$ | \$ | \$ | \$ | \$ | \$ | \$ | \$ | \$ | \$ | \$ | \$ | \$ | \$ |
| 750 GPH Easy-Service Cartridge Automatic Bilge Pump | \$ | \$ | \$ | \$ | \$ | \$ | \$ | \$ | \$ | \$ | \$ | \$ | \$ | \$ |
| Helm and Buddy Seat | • | • | • | • | • | • | • | • | • | • | • | \$ | \$ | \$ |
| 145 CFM Engine Compartment Ventilation Blower | \$ | \$ | • | • | \$ | • | \$ | \$ | • | • | \$ | \$ | • | • |
| Bucket Helm Seat on Adjustable Slider | \$ | \$ | \$ | \$ | \$ | \$ | \$ | \$ | \$ | \$ | \$ | \$ | • | • |
| Stern Bench Seat w/Storage Underneath | \$ | \$ | \$ | \$ | \$ | \$ | \$ | \$ | \$ | \$ | \$ | \$ | • | • |
| Transom Walk-Thru Door | \$ | \$ | \$ | \$ | \$ | \$ | \$ | \$ | \$ | \$ | \$ | \$ | \$ | \$ |
| Removable Fishing Seat | 0 | 0 | 0 | 0 | 0 | 0 | • | 0 | 0 | \$ | \$ | 0 | 0 | • |
| 4 Mooring Cleats | \$ | \$ | \$ | \$ | \$ | \$ | \$ | \$ | \$ | \$ | \$ | \$ | \$ | \$ |
| 2 Pull-Out Cleats at Midship | \$ | \$ | \$ | \$ | \$ | \$ | \$ | \$ | \$ | \$ | \$ | \$ | \$ | \$ |
| 8 Beverage Holders | \$ | \$ | \$ | \$ | \$ | \$ | \$ | \$ | \$ | \$ | \$ | \$ | \$ | \$ |
| Cushioned Bow Seating Area w/Storage Underneath | \$ | \$ | \$ | \$ | \$ | \$ | \$ | \$ | \$ | \$ | \$ | \$ | \$ | \$ |
| Bow Seating Cushions | \$ | \$ | \$ | \$ | \$ | \$ | \$ | \$ | \$ | \$ | \$ | \$ | \$ | \$ |
| In-Floor Storage | \$ | \$ | \$ | \$ | \$ | \$ | \$ | \$ | \$ | \$ | \$ | \$ | \$ | \$ |
| Removable Table with Screw-In Base | \$ | \$ | \$ | \$ | \$ | \$ | \$ | \$ | \$ | \$ | \$ | \$ | \$ | \$ |
| Composite Storage Doors and Lids | \$ | \$ | \$ | \$ | \$ | \$ | \$ | \$ | \$ | \$ | \$ | \$ | \$ | \$ |
| Fiberglass Aerated Baitwell | 0 | 0 | 0 | 0 | 0 | 0 | • | 0 | 0 | \$ | • | 0 | 0 | • |
| Lighted Changing Room with Porta-Potti® and Locking Door | \$ | \$ | \$ | \$ | \$ | \$ | \$ | \$ | \$ | \$ | \$ | \$ | \$ | \$ |
| Changing Room Curtain with Porta-Potti® | • | • | • | • | • | • | • | • | • | • | • | 0 | • | • |
| 750 GPH Easy-Service Cartridge Livewell Inlet Pump | 0 | 0 | 0 | 0 | 0 | 0 | • | 0 | 0 | \$ | • | 0 | 0 | • |
| Fresh Water Shower on Stern Swim Platform | \$ | \$ | \$ | \$ | \$ | \$ | \$ | \$ | \$ | \$ | \$ | \$ | • | • |
| 15-Gallon Pressurized Fresh Water System | \$ | \$ | \$ | \$ | \$ | \$ | \$ | \$ | \$ | \$ | \$ | \$ | 0 | 0 |
| Refreshment Center with Sink and Faucet | \$ | \$ | \$ | \$ | \$ | \$ | \$ | \$ | \$ | \$ | \$ | \$ | 0 | 0 |
| Color-Coordinated Bimini Top and Storage Boat | \$ | \$ | \$ | \$ | \$ | \$ | \$ | \$ | \$ | \$ | \$ | \$ | \$ | \$ |
| Removable 48-Quart Cooler | \$ | • | • | \$ | • | • | • | • | • | • | • | • | • | • |
| Removable 36-Quart Cooler | • | \$ | \$ | • | \$ | \$ | • | \$ | \$ | • | • | \$ | \$ | \$ |
| Removable 25-Quart Cooler | • | • | • | • | • | • | • | • | • | • | • | • | • | • |
| Rod Storage | 0 | 0 | 0 | 0 | 0 | 0 | • | 0 | 0 | \$ | • | 0 | 0 | • |
| Removable Snap-In Carpet | 0 | 0 | 0 | 0 | 0 | 0 | 0 | 0 | 0 | 0 | 0 | 0 | 0 | 0 |
| Fire Extinguisher | \$ | \$ | \$ | • | \$ | \$ | • | • | • | • | • | • | • | • |
| Consoles, Switches, Gauges and Lights | | | | | | | | | | | | | | |
| Starboard Console with Aerodynamic Windscreen | \$ | • | • | \$ | • | • | \$ | • | • | \$ | \$ | \$ | \$ | \$ |
| Dual Consoles with Walk-Thru Tempered Glass Windshield | • | \$ | \$ | • | \$ | \$ | • | \$ | \$ | • | • | • | • | • |
| Tachometer | \$ | \$ | \$ | \$ | \$ | \$ | \$ | \$ | \$ | \$ | \$ | \$ | \$ | \$ |
| Speedometer | \$ | \$ | \$ | \$ | \$ | \$ | \$ | \$ | \$ | \$ | \$ | \$ | \$ | \$ |
| Fuel | \$ | \$ | \$ | \$ | \$ | \$ | \$ | \$ | \$ | \$ | \$ | \$ | \$ | \$ |
| Volt Meter | \$ | \$ | \$ | \$ | \$ | \$ | \$ | \$ | \$ | \$ | \$ | \$ | \$ | \$ |
| Temperature | \$ | \$ | • | • | \$ | • | \$ | \$ | • | • | • | \$ | • | • |

STARCRAFT 2005
> AURORA DECK BOAT
FEATURES & OPTIONS

| | 2415 I/O | 2410 I/O | 2410 OB | 2405 OB B | 2210 I/O | 2210 OB | 2015 I/O | 2010 I/O | 2010 OB | 2009 OB | 2015 OB | 2000 I/O | 2000 OB | 1915 OB |
|--|----------|----------|---------|-----------|----------|---------|----------|----------|---------|---------|---------|----------|---------|---------|
| Oil Pressure | S | S | * | * | S | * | S | * | * | * | * | * | * | * |
| Trim | S | S | * | * | S | * | S | S | * | * | * | S | * | * |
| Lanyard Safety Switch | S | S | S | S | S | S | S | S | S | S | S | S | S | S |
| AM/FM Stereo with CD Player | S | S | S | S | S | S | S | S | S | S | S | S | S | S |
| Remote Touch Pad Control for Stereo | S | S | S | S | S | S | S | S | O | S | S | O | O | O |
| Marine Grade Speakers | S | S | S | S | S | S | S | S | S | S | S | S | S | S |
| Horn | S | S | S | S | S | S | S | S | S | S | S | S | S | S |
| Power Point | S | S | S | S | S | S | S | S | S | S | S | S | S | S |
| 5 Deluxe Switches | S | S | S | S | S | S | S | S | S | S | S | S | S | S |
| 5 Circuit Breakers | S | S | S | S | S | S | S | S | S | S | S | S | S | S |
| No Feedback Rack and Pinion Tilt Steering | * | * | * | * | * | * | * | * | * | * | * | * | * | * |
| Rack and Pinion Tilt Steering | S | S | * | * | S | * | S | S | * | * | * | S | * | * |
| Tilt Hydraulic Steering | * | * | S | O | * | S | * | * | O | O | O | * | O | O |
| Courtesy Lights | S | * | * | S | * | S | S | S | S | S | S | S | S | S |
| In-Dash Depth Finder | S | S | S | S | S | S | S | O | O | S | S | O | O | O |
| Docking Lights | S | S | S | S | S | S | S | S | S | S | S | S | S | S |
| Navigation Lights | S | S | S | S | S | S | S | S | S | S | S | S | S | S |
| Flip-Up Glove Compartment in Chaise Lounge | S | S | * | S | * | * | S | * | * | S | S | * | * | * |
| Options | | | | | | | | | | | | | | |
| Cockpit Cover, Factory Installed | O | O | O | O | O | O | O | O | O | O | O | O | O | O |
| Cockpit and Bow Covers, Factory Installed | * | O | O | O | O | O | * | O | O | * | * | * | * | * |
| Factory Installed Enclosure Convenience Package | * | O | O | * | O | O | * | O | O | * | * | * | * | * |
| Bow Filler Cushions | O | O | O | O | O | O | O | O | O | O | O | O | O | O |
| Fish Package | * | O | O | * | O | O | * | O | O | * | * | O | O | O |
| Mooring Cover | O | O | O | O | O | O | O | O | O | O | O | O | O | O |
| Silent Choice Exhaust, Factory Installed | O | O | * | * | O | * | O | O | * | * | * | O | * | * |
| Color-Coordinated Dual Bimini Top | O | O | O | O | O | O | O | O | O | O | O | O | O | O |
| Wake Tower | O | O | O | O | O | O | O | O | O | O | O | O | O | O |
| Satellite Stereo | O | O | O | O | O | O | O | O | O | O | O | O | O | O |
| 6-Disc CD Changer | O | O | O | O | O | O | O | O | O | O | O | O | O | O |
| Shower on Bow Platform (requires fresh water system) | O | O | O | O | O | O | O | O | O | O | O | O | O | O |
| Hour Meter | O | O | O | O | O | O | O | O | O | O | O | O | O | O |
| Dual Battery Switch | O | O | O | O | O | O | O | O | O | O | O | O | O | O |
| Trailer Options | | | | | | | | | | | | | | |
| Color Matched Custom Welded Trailer w/Disc Brake | O | O | O | O | O | O | O | O | O | O | O | O | O | O |
| Glacier Bolt Together | * | * | * | * | * | * | * | * | * | * | * | O | O | O |
| Swing Tongue | O | O | O | O | O | O | O | O | O | O | O | O | O | O |
| Outboard Motor Support | * | * | O | * | * | O | * | * | O | O | O | * | O | O |
| Painted Galvanized Bunk (bolt together) | * | * | * | * | * | * | * | O | O | * | * | O | O | O |
| Roller Option (bolt together only) | * | * | * | * | * | * | * | O | O | * | * | O | O | O |


S = Standard O = Option * = Not available on this model

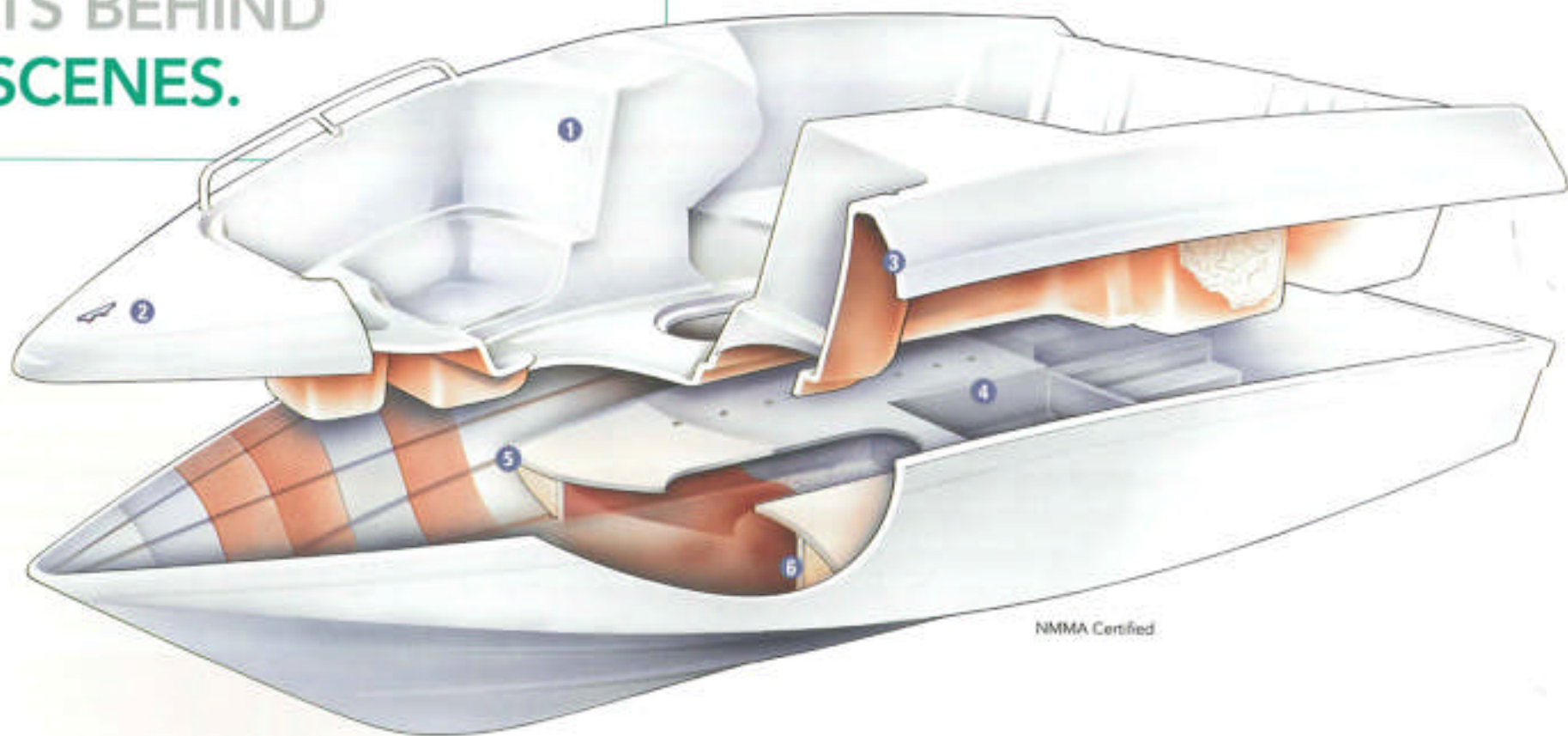
STARCRAFT 2005
> AURORA DECK BOAT
SPECIFICATIONS

| | 2415 I/O | 2410 I/O | 2410 OB | 2405 OB B | 2210 I/O | 2210 OB | 2015 I/O | 2010 I/O | 2010 OB | 2009 OB | 2015 OB | 2000 I/O | 2000 OB | 1915 OB |
|-------------------------------------|----------|----------|---------|-----------|----------|---------|----------|----------|---------|---------|---------|----------|---------|---------|
| Max HP | 300 | 425 | 250 | 250 | 425 | 250 | 260 | 260 | 200 | 225 | 225 | 260 | 200 | 200 |
| Fuel Capacity (gallons) | 51 | 51 | 75 | 51 | 51 | 51 | 51 | 51 | 51 | 51 | 51 | 51 | 51 | 51 |
| Length | 24' 1" | 26' 5" | 24' 1" | 24' 1" | 24' | 21' 6" | 20' 4" | 20' 4" | 20' 4" | 20' 4" | 20' 4" | 20' 4" | 20' 4" | 19' |
| Beam | 102" | 102" | 102" | 102" | 102" | 102" | 102" | 102" | 102" | 102" | 102" | 102" | 102" | 102" |
| Weight (boat only) | 3075 | 3175 | 3075 | 3075 | 2945 | 2840 | 2380 | 2325 | 2315 | 2405 | 2715 | 2325 | 2315 | 2250 |
| Capacity (persons/lbs.) | 13/1850 | 13/1850 | 13/1850 | 13/1850 | 13/1850 | 12/1725 | 12/1700 | 12/1700 | 12/1700 | 12/1700 | 12/1700 | 12/1700 | 12/1700 | 10/1400 |
| Capacity (lbs.) | 1900 | 1900 | 2800 | 2800 | 1900 | 2500 | 1890 | 1890 | 2485 | 2485 | 2200 | 1890 | 2485 | 2250 |
| Inside Depth | 32" | 32" | 32" | 32" | 32" | 32" | 30" | 30" | 30" | 30" | 30" | 30" | 30" | 30" |
| Transom Width | 94" | 94" | 94" | 94" | 94" | 94" | 94" | 94" | 94" | 94" | 94" | 94" | 94" | 94" |
| Chine Width (at transom) | 90" | 90" | 90" | 90" | 90" | 90" | 86" | 86" | 86" | 86" | 86" | 86" | 86" | 87" |
| Transom Height (for engine) | N/A | N/A | 25" | 25" | N/A | 25" | N/A | N/A | 20" | 25" | 25" | N/A | 20" | 20" |
| Boat Motor and Trailer Length | 29' 10" | 29' 10" | 30' 7" | 30' 7" | 24' 4" | 26' 2" | 25' 11" | 25' 11" | 25' 11" | 25' 11" | 25' 11" | 25' 11" | 25' 11" | 25' 11" |
| Towing Weight (with standard power) | 6335 | 6375 | 5625 | 5625 | 6125 | 5350 | 5070 | 4860 | 4670 | 4650 | 4635 | 4860 | 4450 | 4350 |
| Deadrise (deg. at transom) | 17 | 17 | 17 | 17 | 17 | 17 | 13 | 13 | 13 | 13 | 13 | 13 | 13 | 13 |

CONSTRUCTION

THE QUALITY
STARTS BEHIND
THE SCENES.

It all depends on a better process. 



NMMA Certified

- 1 22 mils of high elongated gel coat sprayed to exacting specifications.
- 2 All mounting hardware has reinforced backer plates.
- 3 Decks are hand laid, with alternating layers of mat and woven roving.
- 4 All stringers are totally encapsulated to allow for extended hull life.
- 5 We insist on 24-ounce woven roving fiberglass and a 6" overlap between the hull and deck for greater strength and a tighter fit.
- 6 Foam is injected, not poured, between the floor and hull — filling all air pockets and providing greater strength and reduced noise.



MERCURY
"1 On The Water"

MAINTENANCE AND STORAGE



> A clean hull for peak performance.

For fiberglass hulls, use only a mild detergent and warm water solution, taking care to avoid abrasive cleaners, solvents, ammonia or chlorine, as these will damage the gel coat surface. In addition, waxing the entire gel coat surface twice a season will prevent fading and limit the adhesion of soil and scum.

> Protecting your upholstery.

Your boat's upholstery is also protected by U.V. stabilizers and is designed to last for years. However, if treated with an improper cleaner, it may become damaged. Generally speaking, use only mild, dish soap-type detergents or special vinyl cleaning products. If a spill occurs, consult your owner's manual for detailed stain removing steps. To prevent mold and mildew, keep your cushions from becoming soaked, and dry them thoroughly after washing.



> What to do when the season's over.

When it's time to store your boat for the winter, it's also a good time to perform annual maintenance items. The following tips are more thoroughly detailed in your owner's manual.



1. Thoroughly clean the hull, deck and interior of the boat as soon as it's removed from the water. Allow a couple of days for complete drying to prevent mildew.
2. Apply a coat of wax to the entire surface of the boat and rust inhibitor to the metal parts.
3. Clean all traces of dirt and grime from the engine and bilge.

4. Drain livewells.
5. Store the bilge drain plug where it may be easily found again.
6. Remove the batteries from the boat. Store them where they are not subject to freezing temperatures and are away from heat, spark or flame producing devices.
7. Park your trailer and boat in a protected area.



FIBERGLASS CONSTRUCTION

1. Ten coats of wax are applied to every mold to maintain a high gloss and high quality finish.
2. For the best possible finish, 22 mils of ISO-NPG gel coat is applied consistently to every hull produced.
3. All hulls are inspected and weighed for consistency to our exacting standards.
4. All holes are drilled using high tolerance carbide drill patterns, allowing consistent holes to be drilled as engineered.

All Starcraft boats are constructed first and foremost with your safety in mind. Our fiberglass boats meet or exceed all U.S. Coast Guard requirements and are NMMA certified. Our five-year hull warranty gives you the peace of mind of knowing you're getting a boat that's one of the best backed in the industry. Other highlights include our integrated stringer system for superior strength, our reverse chine hull for peerless performance and chrome thru-hull fittings, for maximum reliability.





SUNABOUT

2312 I/O





PLENTY OF ROOM TO MAKE IT A WEEKEND.

You're looking at the remarkable 2312 I/O with a luxurious cuddy cabin that's perfect for weekend getaways. Its exclusive Wide Track reverse chine hull gives you a comfortable ride — even in choppy water. And you can count on having plenty of storage space as well as a large, 75 gallon fuel tank. Exciting options to help customize your boat include a satellite stereo, a 6-disc CD changer, snap-in carpet and a Silent Choice exhaust system.



2312 I/O



| | |
|---|---|
| a | |
| b | c |
| d | e |

- a DRIVER'S CONSOLE The sporty, deluxe console features a silver metallic dash and no-feedback rack and pinion steering with custom tilt wheel.
- b HELM CHAIR The plush bucket helm and companion seats are on sliders with a flip-up bolsters.
- c CABIN The cushioned V-berth seats list people and includes under-berth storage. You'll also appreciate the two reading lamps, a Porta-Potti™ and a cedar closet.
- d SEATING The contoured wraparound stem bench seat gives you plenty of space, with roomy storage located underneath the cushions.
- e SWIM PLATFORM An extended swim platform comes standard and features an integrated boarding ladder.

Color

| | | | | | | | |
|--|---------------|--|------------|--|---------------|--|-------|
| | Sapphire Blue | | Bright Red | | Canary Yellow | | Black |
| | Cappuccino | | Teal | | Canary | | |



2312 I/O

MERCURY
#1 On The Water



NEW FOR 2005

BE PREPARED FOR SOME VERY SMOOTH MOVES.

The 2100, 2010 and 1900 series runabouts owe their incredible performance to the exclusive Wide Track reverse chine hull. Combine that with a maximum of 300 horsepower, and you have true head-turning performance. You'll also enjoy a wide range of top-of-the-line features, including a 45 gallon fuel tank, plush seating, a fully padded cockpit and a stereo with remote touchpad at the stern swim platform. You can choose to livon things up even further with options like a wake tower, an extended swim platform and Silent Choice exhaust.



2100 HO




2010 HO



1900 HO
(shown with optional swim platform)

NEW FOR 2005



- a DRIVER'S CONSOLE: The driver's console is ergonomically designed for maximum visibility and easy access to all switches and controls.
- b SWIM PLATFORM: An integrated swim platform with boarding ladder gives you easy access at the stern.
- c STERN BENCH STORAGE: This roomy stern bench also houses a large storage area for life jackets and other gear.
- d IN-FLOOR LOCKER: A huge, in-floor storage locker with at least 10 cubic ft. of space houses skis, boards, etc.

MERCURY
"1 On The Water"



1900 HO

- Color
- Sapphire Blue
 - Bright Red
 - Canary Yellow
 - Black
 - Cappuccino
 - Teal
 - Canary



RUNABOUT

OSTAR 1700 I/O FISH & SKI






Color

- | | |
|---|--|
|  Sapphire Blue |  Bright Red |
|  Canary Yellow |  Black |
|  Cappuccino |  Teal |
|  Canary | |

THE TWO SIDES OF A GREAT RUNABOUT.

When it comes to versatility, nobody comes close to Starcraft. The value-packed C-Star lineup of runabouts gives you a wide selection, including I/O, OB and Fish & Ski models. So you can enjoy all your favorite activities in a sporty, quick-planing boat with superb agility.



- a DRIVER'S CONSOLE: The custom molded silver metallic dash features domed gauges with a full instrumentation panel and AM/FM stereo/CD player.
- b FISH & SKI BOW CASTING DECK: An insert easily converts the bow area into a casting deck with fishing seat.
- c BOW SEATING: Removable bow cushions create a comfortable seating area with storage located underneath.

MERCURY
#1 On The Water



1700 I/O



1700 I/O F&S



1700 OB



1700 OB F&S



1700 I/O F&S



RUNABOUT

C-STAR 1800 I/O





MEET THE BEST VALUE ON THE WATER.

You can count on Starcraft to bring you a great selection of value-packed fun boats with quick planing, sporty handling and remarkable agility. The C-Star series puts great times well within reach, with outstanding features packages. Highlights include dual consoles with walk-thru windshields, deluxe bucket seats and an AM/FM stereo/CD player with marine grade speakers.



1800 HO



1600 OB



| | |
|---|---|
| a | |
| b | c |
| d | e |

- a 1800 DRIVER'S CONSOLE The sporty console features a silver metallic dash and rack and pinion steering with custom wheel.
- b 1800 BOW The walk-in bow has a cushioned bow seating area, with storage located underneath and removable cushions.
- c 1800 SKI STORAGE COMPARTMENTS You'll have plenty of room for skis, boards and the rest of your gear in the storage compartments with composite doors and lids.
- d 1600 GLOVE BOX The port console houses a glove box to keep your keys, wallet and other essentials dry.
- e 1600 STORAGE Convenient stern storage compartments are located both port and starboard.



C-STAR 1600 OB

MERCURY
#1 On The Water

Color: Sapphire Blue Bright Red Canary Yellow Black
 Cappuccino Teal Canary

OVERHEADS



> More choices to help you find your dream boat.

You can count on Starcraft to bring you more. More models. More innovative cockpits. More versatility. And more of the features that make these the best values on the water. Yes, right here, there's truly something for everyone.



MERCURY
#1 On The Water



2312 I/O



2100 I/O
NEW FOR 2005



2010 I/O



1900 i/O
NEW FOR 2005
(shown with optional swim platform)



1700 i/O F&S



1800 i/O



1700 OB



1700 OB F&S



1700 i/O



1600 OB

STARCRAFT 2005
> RUNABOUT
FEATURES & OPTIONS

| | C-Star 1600 OB | C-Star 1700 I/O | C-Star 1700 OB | C-Star 1700 I/O F&S | C-Star 1700 OB F&S | C-Star 1800 I/O | 1900 I/O | 2010 I/O | 2100 I/O | 2312 I/O |
|--|----------------|-----------------|----------------|---------------------|--------------------|-----------------|----------|----------|----------|----------|
| Hull Construction | | | | | | | | | | |
| Five Year Hull Warranty | \$ | \$ | \$ | \$ | \$ | \$ | \$ | \$ | \$ | \$ |
| Meets or Exceeds U.S.C.G. Requirements | \$ | \$ | \$ | \$ | \$ | \$ | \$ | \$ | \$ | \$ |
| NMMA Certified | \$ | \$ | \$ | \$ | \$ | \$ | \$ | \$ | \$ | \$ |
| High Elongated Polyester Gel Coat | \$ | \$ | \$ | \$ | \$ | \$ | \$ | \$ | \$ | \$ |
| Multi-Axial E-Glass for Strength | \$ | \$ | \$ | \$ | \$ | \$ | \$ | \$ | \$ | \$ |
| Integrated Stringer System | \$ | \$ | \$ | \$ | \$ | \$ | \$ | \$ | \$ | \$ |
| Injected Foam Construction | \$ | \$ | \$ | \$ | \$ | \$ | \$ | \$ | \$ | \$ |
| Reverse Chine Hull | \$ | \$ | \$ | \$ | \$ | \$ | \$ | \$ | \$ | \$ |
| Full Fiberglass Innerliner | * | * | * | * | * | * | \$ | \$ | \$ | \$ |
| Chrome Thru-Hull Fittings | \$ | \$ | \$ | \$ | \$ | \$ | \$ | \$ | \$ | \$ |
| Ski Tow Ring/Bar | O | \$ | O | \$ | \$ | \$ | \$ | \$ | \$ | \$ |
| Silent Choice Thru Hull Exhaust | * | * | * | * | * | * | O | O | O | O |
| Integrated Swim Platform with Ladder | \$ | \$ | \$ | \$ | \$ | \$ | \$ | \$ | \$ | \$ |
| Extended Swim Platform | * | * | * | * | * | * | O | \$ | O | \$ |
| Built-In Fuel Tank (gallons) | (23) | (23) | (23) | (23) | (23) | (30) | (50) | (50) | (50) | (75) |
| Fish Package — Humminbird® Package, Lowrance® Package | * | * | * | O | O | * | * | * | * | * |
| Fisherman's Upgrade — Baitwell, Rod Holders, Casting Deck | * | * | * | \$ | \$ | * | * | * | * | * |
| Sapphire Blue — Gel Stripe | O | O | O | O | O | O | O | O | O | O |
| Bright Red — Gel Stripe | O | O | O | O | O | O | O | O | O | O |
| Black Pearl — Gel Stripe | O | O | O | O | O | O | O | O | O | O |
| Canary Yellow — Gel Stripe | O | O | O | O | O | O | O | O | O | O |
| Cappuccino — Gel Stripe | O | O | O | O | O | O | O | O | O | O |
| Teal — Gel Stripe | O | O | O | O | O | O | O | O | O | O |
| Cockpit | | | | | | | | | | |
| Bucket Helm Seat with (1) Slider | \$ | \$ | \$ | \$ | \$ | * | * | * | * | * |
| Bucket Helm Seat w/Slider & Flip-Up Bolster | * | * | * | * | * | * | \$ | \$ | \$ | * |
| Double Wide Helm Seat w/Flip-Up Bolster | * | * | * | * | * | * | * | * | * | \$ |
| Contoured Stern Bench Seat | \$ | \$ | \$ | \$ | \$ | \$ | \$ | \$ | \$ | * |
| Cushioned Bow Seating Area | \$ | \$ | \$ | \$ | \$ | \$ | \$ | \$ | \$ | * |
| Indirect Cockpit Courtesy Lighting | * | * | * | * | * | \$ | \$ | \$ | \$ | \$ |
| Snap-In Cockpit Carpet | * | * | * | * | * | O | O | O | O | O |
| Dash & Console | | | | | | | | | | |
| Tilt Steering | O | O | O | O | O | \$ | \$ | \$ | \$ | \$ |
| Fuel Gauge | \$ | \$ | \$ | \$ | \$ | \$ | \$ | \$ | \$ | \$ |
| Speedometer | \$ | \$ | \$ | \$ | \$ | \$ | \$ | \$ | \$ | \$ |
| Tachometer | \$ | \$ | \$ | \$ | \$ | \$ | \$ | \$ | \$ | \$ |
| Voltmeter | \$ | \$ | \$ | \$ | \$ | \$ | \$ | \$ | \$ | \$ |
| Oil Gauges | * | * | * | * | * | * | \$ | \$ | \$ | \$ |
| Temperature Gauges | * | \$ | * | \$ | * | \$ | \$ | \$ | \$ | \$ |
| Trim Gauge | * | \$ | * | \$ | * | \$ | \$ | \$ | \$ | \$ |
| AM/FM Stereo with CD Player | \$ | \$ | \$ | \$ | \$ | \$ | \$ | \$ | \$ | \$ |
| Stereo Touchpad Remote at Stern Swim Platform | * | * | * | * | * | * | \$ | \$ | \$ | \$ |
| Marine Grade Speakers (Qty.) | (2) | (2) | (2) | (2) | (2) | (2) | (4) | (4) | (4) | (4) |
| In-Dash Depth Finder | O | O | O | O | O | O | \$ | \$ | \$ | \$ |
| Compass | * | * | * | * | * | * | * | * | * | \$ |
| Porta-Potti® | * | * | * | * | * | * | * | * | * | \$ |
| Plumbing | | | | | | | | | | |
| Refreshment Center with Faucet/Sink | * | * | * | * | * | * | * | * | * | \$ |
| 15 Gallon Pressurized Freshwater System and Transom Shower | * | * | * | * | * | * | O | O | O | \$ |

STARCRAFT 2005
> RUNABOUT
FEATURES & OPTIONS

| | C-Star 1600 OB | C-Star 1700 I/O | C-Star 1700 OB | C-Star 1700 I/O F&S | C-Star 1700 OB F&S | C-Star 1800 I/O | 1900 I/O | 2010 I/O | 2100 I/O | 2312 I/O |
|---|----------------|-----------------|----------------|---------------------|--------------------|-----------------|----------|----------|----------|----------|
| Electrical | | | | | | | | | | |
| Navigation Lights | S | S | S | S | S | S | S | S | S | S |
| Circuit Breakers | S | S | S | S | S | S | S | S | S | S |
| Power Point | • | • | • | • | • | S | S | S | S | S |
| V-Berth | | | | | | | | | | |
| Seating for 4 People; Converts to 6+ Bed | • | • | • | • | • | • | • | • | • | S |
| Large Translucent Hatch with Screen | • | • | • | • | • | • | • | • | • | S |
| Mechanical | | | | | | | | | | |
| Rack & Pinion Steering | S | S | S | S | S | S | S | S | S | S |
| Tilt Hydraulic Steering | O | • | O | • | O | • | • | • | • | • |
| Canvas | | | | | | | | | | |
| Bimini Top and Boot | O | O | O | O | O | O | S | S | S | S |
| Mooring Cover | O | O | O | O | O | O | O | O | O | O |
| Bow Tonneau Cover | O | O | O | O | O | O | O | O | O | • |
| Cockpit Cover | O | O | O | O | O | O | O | O | O | O |
| Enclosure Package — Dealer Installed Aft, Side and Visor Curtain Sets | O | O | O | O | O | O | O | O | O | O |
| Enclosure Package — Factory Installed Aft, Side and Visor Curtain Sets | O | O | O | O | O | O | O | O | O | O |
| Trailers — EZ Loader* | | | | | | | | | | |
| Galvanized Bunk Trailer | O | O | O | O | O | O | O | O | O | • |
| Painted Bunk Trailer | O | O | O | O | O | O | O | O | O | • |
| Custom Welded Frame Trailer | O | O | O | O | O | O | O | O | O | O |
| Swing Tongue | O | O | O | O | O | O | O | O | O | • |

S = Standard O = Option • = Not available on this model

STARCRAFT 2005
> RUNABOUT
SPECIFICATIONS

| | C-Star 1600 OB | C-Star 1700 I/O | C-Star 1700 OB | C-Star 1700 I/O F&S | C-Star 1700 OB F&S | C-Star 1800 I/O | 1900 I/O | 2010 I/O | 2100 I/O | 2312 I/O |
|------------------------------|----------------|-----------------|----------------|---------------------|--------------------|-----------------|----------|----------|----------|----------|
| Max HP | 90 | 190 | 130 | 190 | 130 | 220 | 300 | 300 | 320 | 320 |
| Fuel Capacity (gallons) | 23 | 23 | 23 | 23 | 23 | 30 | 50 | 50 | 50 | 75 |
| Length | 15' 6" | 16' 10" | 16' 10" | 16' 10" | 16' 10" | 18' 1" | 19' 2" | 19' 2" | 21' 2" | 23' 4" |
| Beam | 78" | 90" | 90" | 90" | 90" | 92" | 102" | 102" | 102" | 102" |
| Weight (boat only) | 1420 | 1550 | 1520 | 1550 | 1520 | 1725 | 2100 | 2100 | 2250 | 3920 |
| Capacity (persons/lbs.) | 6/900 | 8/1100 | 8/1075 | 8/1100 | 8/1075 | 8/1200 | 10/1400 | 10/1400 | 11/1540 | 10/1800 |
| Capacity (lbs.) | 900 | 1200 | 1725 | 1200 | 1725 | 1450 | 1500 | 1500 | 1635 | 2300 |
| Inside Depth | 33" | 33" | 33" | 33" | 33" | 33" | 32" | 32" | 32" | 32" |
| Transom Width | 76" | 76" | 79" | 76" | 79" | 82" | 99" | 99" | 99" | 94" |
| Chine Width | 76" | 76" | 76" | 76" | 76" | 78" | 76" | 76" | 76" | 85" |
| Transom Height | 20" | N/A | 20" | N/A | 20" | N/A | N/A | N/A | N/A | N/A |
| Package Length | 20' 3" | 20' 3" | 20' 3" | 20' 3" | 20' 3" | 22' 3" | 23' 2" | 23' 2" | 24' 2" | 27' 5" |
| Towing Weight | 2825 | 3355 | 2950 | 3355 | 2950 | 3705 | 4600 | 4600 | 4715 | 7010 |
| Deadrise (degree at transom) | 15 | 15 | 15 | 15 | 15 | 14 | 17 | 17 | 17 | 21 |

ACCESSORIES

ACCESSORIES



Bimini Top and Umbrella

This optional combination of canopy and umbrella gives you complete protection from the sun in both the front and rear of the pontoon.



Cockpit Cover with Bow Tonneau Cover

Protects your fiberglass boat during trailering or at dockside. Treated to resist water and mildew.



Cockpit Cover

Protects your fiberglass boat during trailering or at dockside. Treated to resist water and mildew.



Wake Tower

Ramp up the fun with the optional wake tower package available on all Aurora deck boats.

Ski Tow Bar

Helps keep the ski tow rope out of the engine's way (N/A on I/O models).



*Not all accessories are available on every Starcraft boat. Please refer to the specification pages for a detailed listing of standard features and options.

ACCESSORIES



MERCURY *"1 On The Water"*

Mercury Propulsion
Selected Starcraft boats come standard with a Mercury outboard or MorCruiser sterndrive with optional horsepower matched to each hull for optimum performance and economy.



Trailers

Choose from three easy-loading trailers for your fiberglass boat. See your Starcraft dealer for details.



Remote Control Halogen Dock Light
Makes docking your pontoon easier and safer at night.



Swing-Away Tongue
Turns to the side, allowing you to pull the boat farther into the garage for storage.



Stealth® Composite Flooring

Optional composite pontoon flooring made of space-age synthetics is stronger and quieter than aluminum floors.



Volvo Engines

Selected Starcraft boats come standard with a Volvo sterndrive engine.

WEARABLES

APPAREL



A Hat

| | | |
|------|---------|--------|
| Tan | 1199185 | \$8.49 |
| Navy | 1199186 | \$8.49 |



B Women's Sleeveless Shirt
Women's
White

| | | |
|----|---------|---------|
| M | 1199182 | \$19.95 |
| L | 1199183 | \$19.95 |
| XL | 1199184 | \$19.95 |



F Pullover
Tri Mountain
Adult
Navy

| | | |
|----|---------|---------|
| M | 1199141 | \$31.55 |
| L | 1199142 | \$31.55 |
| XL | 1199143 | \$31.55 |

G Vantage Jacket
Adult
Navy

| | | |
|-----|---------|----------|
| M | 1199134 | \$ 49.50 |
| L | 1199135 | \$ 49.50 |
| XL | 1199136 | \$ 49.50 |
| XXL | 1199137 | \$ 52.50 |



C T-Shirt Adult
Gildan
Gray

| | | |
|-----|---------|--------|
| M | 1199155 | \$5.75 |
| L | 1199156 | \$5.75 |
| XL | 1199157 | \$5.75 |
| XXL | 1199158 | \$6.85 |

Youth
Gray

| | | |
|----|---------|--------|
| S | 1199159 | \$5.50 |
| M | 1199160 | \$5.50 |
| L | 1199161 | \$5.50 |
| XL | 1199162 | \$5.50 |

Long-Sleeve Adult
Navy

| | | |
|-----|---------|---------|
| M | 1199163 | \$11.88 |
| L | 1199164 | \$11.88 |
| XL | 1199165 | \$11.88 |
| XXL | 1199166 | \$13.25 |

D Denim Shirt
Trimark
Men's

| | | |
|-----|---------|---------|
| M | 1199175 | \$23.75 |
| L | 1199176 | \$23.75 |
| XL | 1199177 | \$23.75 |
| XXL | 1199178 | \$25.00 |

Women's

| | | |
|----|---------|---------|
| M | 1199179 | \$23.75 |
| L | 1199180 | \$23.75 |
| XL | 1199181 | \$23.75 |



I Hooded Sweatshirt

| | | | | | |
|-------|---------|---------|-------|---------|---------|
| Adult | | | Youth | | |
| Gray | | | Gray | | |
| M | 1199147 | \$24.95 | S | 1199151 | \$19.88 |
| L | 1199148 | \$24.95 | M | 1199152 | \$19.88 |
| XL | 1199149 | \$24.95 | L | 1199153 | \$19.88 |
| XXL | 1199150 | \$27.45 | XL | 1199154 | \$19.88 |

H Jacket
Tri Mountain
Adult
Navy

| | | |
|----|---------|---------|
| M | 1199131 | \$51.88 |
| L | 1199132 | \$51.88 |
| XL | 1199133 | \$51.88 |

E Jorzees 1/4 Zip Pullover
Adult
Navy

| | | |
|----|---------|---------|
| M | 1199144 | \$25.75 |
| L | 1199145 | \$25.75 |
| XL | 1199146 | \$25.75 |



J Windshirt
Adult
Stone

| | | |
|----|---------|---------|
| M | 1199138 | \$35.75 |
| L | 1199139 | \$35.75 |
| XL | 1199140 | \$35.75 |



K Polo Shirt
Outer Banks
Adult
Oxford, Sapphire

| | | |
|-----|---------|---------|
| M | 1199167 | \$21.25 |
| L | 1199168 | \$21.25 |
| XL | 1199169 | \$21.25 |
| XXL | 1199170 | \$24.25 |

Shipping and Handling

| | | |
|----------------------|-------|---------|
| Order Value | | |
| \$1.00 to \$50.00 | | \$6.00 |
| \$50.01 to \$100.00 | | \$7.00 |
| \$100.01 to \$150.00 | | \$9.00 |
| \$150.01 and up | | \$10.00 |

Ordering
For full ordering info,
go to our website,
www.starcraftmarine.com,
or call 1-800-535-5722.

All apparel is embroidered except for t-shirts, which are silk-screened.

Congratulations

to the top winner of last year's
Starcraft coloring contest!



1st Place
Nicolas Frion
Toronto, Ontario



Congratulations to our other winners:

McKannah Gerry
St. Charles, Minnesota

Anna Atwater
Winfield, Illinois

Whitney Kelley
Leo, Indiana

Your child can win, too. Just call 1-800-535-5722 for your child's free copy of the Starcraft Safety Coloring Book. Every entrant will receive FREE Starcraft Stickers. He/she will also have a chance to win a \$100 Savings Bond during each of our monthly drawings from January through April, 2005. In May, we'll hold a Grand Prize drawing for a \$500 Savings Bond or a 14-foot fishing boat.



At Starcraft, we value your opinion! Please rate your experiences with the following:

- | | | | |
|--|-------------------------------|----------------------------------|--|
| Initial contact with the salesperson | <input type="checkbox"/> Good | <input type="checkbox"/> Average | <input type="checkbox"/> Below Average |
| Salesperson's knowledge of the products | <input type="checkbox"/> Good | <input type="checkbox"/> Average | <input type="checkbox"/> Below Average |
| Availability of informational materials | <input type="checkbox"/> Good | <input type="checkbox"/> Average | <input type="checkbox"/> Below Average |
| Dealer follow-up after your purchase | <input type="checkbox"/> Good | <input type="checkbox"/> Average | <input type="checkbox"/> Below Average |
| Would you recommend this dealership to a friend? | <input type="checkbox"/> Yes | <input type="checkbox"/> Maybe | <input type="checkbox"/> No |

Dealer name: _____

Comments: _____

Postage
Required
Post Office will
not deliver
without proper
postage.

STARCRAFT MARINE
PO BOX 517
TOPEKA IN 46571-0517



WELCOME

NOW YOU'RE PART OF THE FAMILY.

When you purchase a Starcraft boat, don't expect us to just send you on your way. For us, this is the start of a relationship we hope will last for years to come. Our entire company is committed to making sure you get every ounce of enjoyment out of your new Starcraft boat. And that's why we've prepared this checklist of things we want you to be thoroughly familiar with before you hit the water. Plus, we'd also like to hear from you. At the bottom of this page is the opportunity for you to give us feedback on your boat-buying experience. Simply fill out the card and drop it in the mail. And if you ever have a question about your boat, never hesitate to give us a call at 1-260-593-2500 or contact us via our website at www.starcraftmarine.com

Dealer Checklist

Starcraft Series: _____

Model: _____

Engine: _____

Trailer Model: _____

Serial Number: _____

Cockpit:

- Gauges
- Controls
- Seats
- Stands

- Engine
- Batteries
- Trolling Motor

Winterizing Tips:

- Trailer Safety
- Warranty Coverage

Storage:

- Bow
- Stern
- Livewells
- Anchor
- Changing Rooms

Care and Maintenance:

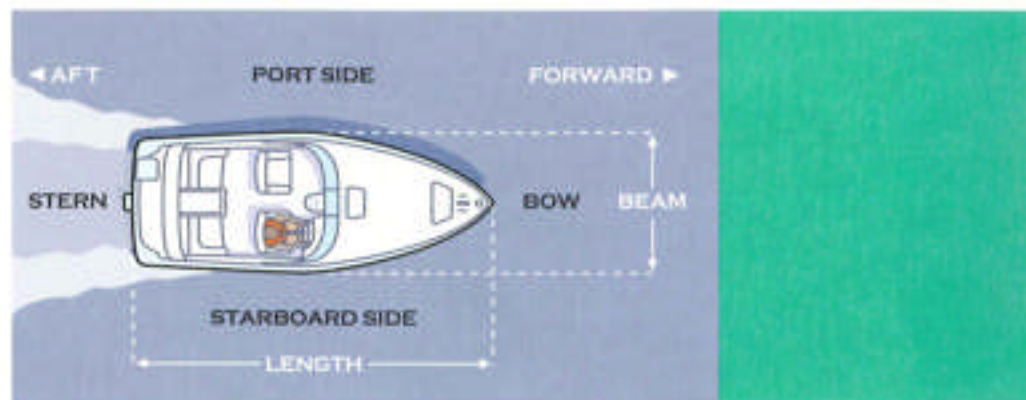
- Service Schedule
- Cleaning Tips
- Upholstery Care

Buyer Initials: _____

Dealer Initials: _____

GLOSSARY

A GLOSSARY OF BOATING AND WATERSPORTS TERMS.



Aft: toward the rear of the boat

Anchor: to secure a boat to the bottom

Batten Down: to secure hatches and loose objects both within the hull and on deck

Beam: the width at the widest part of the boat

Bevel: the transition area between the side and bottom of a ski; bevels may be sharper or rounder, depending on the preference and skill level of the skier

Bilge: the area in the bottom of the boat where seepage collects

Bindings: snug-fitting rubber or hardshell mounts for the feet on a ski or wakeboard

Bow: the front of the boat

Buoy: a floating navigational marker

Chine: the part of the hull where the sides meet the bottom

Cleat: a two-horned fitting for securing lines to the boat

Cockpit: the area of the boat behind the helm

Concave: the shape of the bottom of a slalom ski which affects maneuverability

Cuddy: a small shelter cabin in a boat

Deadrise: the angle of the bottom of the hull near the transom

Deck: the floor of the boat

Deepwater Start: when a skier or wakeboarder begins a run by being pulled up from the water

Dock: the protected area where boats are moored

Dock Start: when a skier or wakeboarder begins a run by being pulled from a dock or the shore

Downwind: moving with the wind

Draft: the distance from the waterline to the lowest point of the boat

Fin: the portion of the bottom of a ski which makes turning easier

Flex: the measurement of stiffness in a ski; the greater the flex, the easier it is to turn, but the less it will accelerate

Freeboard: the distance from the waterline to the gunwale

Gel Coat: the exterior finish on a fiberglass boat

Gunwale: the top edge of the boat's sides

Helm: the wheel or tiller that steers the boat

Holeshot: the speed at which a boat takes off, as when pulling a skier out of the water

Horsepower: a unit of measurement used to determine power and output of an engine

Hull: the main body of the boat, not including the interior or deck

Inboard/Outboard (I/O): a propulsion system that combines an inboard engine with an outboard drive unit

Keel: the bottom center of the hull, running the entire length

Kneeboarding: a tow sport where the rider kneels on a wide board

Livewell: a container filled with water and often equipped with accessories such as lighting and aeration, used to hold and transport live fish

Midship: approximately equal distance between the bow and stern

Moor: to secure a boat with lines

Nautical Mile: approximately 6076 feet, about 1/8 longer than the statute mile of 5280 feet

Outboard: a detachable engine mounted on the stern of the boat

Personal Flotation Device (PFD): the official term for a life jacket

Planing: when a boat is moving over the top of the water rather than through the water

Port: the left side of the boat as you face forward

Propeller: the blades attached to the motor that propel the boat

Ramp: a term used to denote the launch/retrieval area for a boat

Rocker: the measurement of curve on the bottom of a ski; the greater the rocker, the more it will turn but the less it will accelerate

Running Lights: lights that are required to be shown while underway between sundown and sunup

Slalom: skiing on one ski; skiing in a zigzag through a course marked by buoys while the boat maintains a straight line

Spotter: the person designated to watch the skier/tuber at all times and help communicate with the driver

Starboard: the right side of the boat as you face forward

Stern: the rear of the boat

Stow: to put an item in its proper place

Tiller: the handle for steering an outboard motor

Transom: the squared-off section of the stern

Trim: to adjust the running attitude of the boat by moving the drive unit up or down (out or in)

Underway: when the boat is moving and not moored or anchored

Upwind: moving against the wind

V-Hull or Vee-Hull: a hull with a V-shaped bottom, designed to split the waves and soften the ride

Wake: the waves a boat leaves behind when it's moving

Walk-Through: the passageway through the windshield from the cockpit to the bow

Waterline: where the surface of the water meets the sides of the boat

Winch: the revolving crank on a trailer allowing you to up-load your boat

Starcraft Marine
201 Starcraft Drive
P.O. Box 517 Topeka, IN 46571
260-593-2500
www.starcraftmarine.com

TO ORDER YOUR FREE SAFETY COLORING BOOK,
DIAL 1-800-535-5722.

TO TALK TO THE DEALER NEAREST YOU,
DIAL 1-866-772-4538.

Connects directly to dealer. Please call during business hours.

Authorized Starcraft dealer

 **STARCRAFT**
MARINE



MERCURY
"1 On The Water"

In the interest of continually developing the finest products possible, Starcraft reserves the right to change products and specifications without notice. All representations in this catalog are believed to be correct at the time of publication. Some optional equipment may be shown in some photographs.

© 2004 Starcraft Marine. Printed in U.S.A. 9104

