



STARCRAFT
MARINE

2020 FISHING SERIES

FISHING. IT'S IN OUR BLOOD.

While plenty of companies sell aluminum fishing boats today, we've been building them since 1903. That's when a young visionary named Arthur Schrock hand crafted the very first boat for the company that went on to become Starcraft. Before long, Starcraft boats established an international reputation for their smooth, dry ride, their innovative fishing features, and their exceptional build quality. We set the standards among North American boat builders with breakthrough designs and countless industry firsts—including our exclusive Lifetime +6 warranty. We're proud of our heritage and the timeless values that continue to guide us forward today.

Now led by the fourth generation of the Schrock family, Starcraft Marine continues to lead the industry with innovative interior layouts that maximize interior space and high-performance hulls that deliver exceptional strength, fuel economy and performance. That's why so many top professional guides and touring pro anglers across North America rely on Starcraft when there's money on the line. We work closely with a select team of top anglers and apply their knowledge and input across our entire lineup, bringing pro features to great models that fit every budget.

While a lot has changed since 1903, what has remained steady is our unwavering commitment to quality and innovation. We invite you to explore the 2020 lineup and see why generation after generation of serious anglers continue to rely on Starcraft. Because when fishing's in your blood, only the best will do.



Cinda (Schrock) McKinney



Sara (Schrock) Barrett,
Susan (Schrock) Graff,
Cinda (Schrock) McKinney



Susan (Schrock) Graff



Sadie Barrett,
Fifth Generation
Schrock Family
Member



From left to right: Cinda McKinney, Susan Graff,
Sara Barrett, Peter Barrett



**THE INDUSTRY'S
BEST WARRANTY.
PERIOD.**

- Limited lifetime warranty on hull and structure
- 6-year warranty on all components, carpet, upholstery and electronics
- All parts and labor

- 100% administered by Starcraft Customer Service Department
- Transferable to second owner

The only warranty with 250 years of heritage behind it.





PRO TEAM


- 1. **Bob Angello**
Nashville, TN
- 2. **Jeff Boutin**
Mequon, WI
- 3. **Mark Broderick**
Blaine, MN
- 4. **Ed Clements**
Bay City, MI
- 5. **Kurt Doller**
Sandusky, OH
- 6. **Leon Dykas**
Torrington, CT
- 7. **Roger George**
Fresno, CA
- 8. **Joe Giuliani**
Sault Ste Marie,
Ontario, Canada
- 9. **Greg Gorsuch**
Sault Ste Marie, MI
- 10. **Brian Holmer**
Thief River Falls, MN
- 11. **Randy Kisley**
Mount Pleasant, WI
- 12. **Fred Lohman**
Cheviot, OH
- 13. **Jeffrey Man**
Vanderbilt, MI
- 14. **Mark Romanack**
Tustin, MI
- 15. **Jake Romanack**
Marion, MI
- 16. **Ryan Sagady**
Bay City, MI
- 17. **Ryan Buddie**
North Ridgeville, OH
- 18. **Nathan Seiferlein**
Chesterfield, MI
- 19. **Darrell Wood**
Sandusky, OH
- 20. **Greg Yarbrough,**
Team Captain
Port Clinton, OH
- 21. **Gary Zart**
Parma, OH
- 22. **Nicholas Zart**
Parma, OH
- 23. **Chad Thompson**
Pasha Lake, Ontario,
Canada
- 24. **Chad Yohe**
Zahl, ND
- 25. **Anna Yohe**
Zahl, ND
- 26. **Luke Wassegijg**
Wikwemikong, Manitoulin
Island, Ontario, Canada
- 27. **Ron Winter**
Essex Junction, VT
- 28. **Bill Murray**
Brighton, MI
- 29. **Mark Carr**
Perrysville, OH
- 30. **Tim "The Barbarian"
Boetsch**
Sunbury, PA



THE CHOICE OF THE PROS.

Starcraft is proud to work with an elite team of top professional guides and leading tournament anglers competing at both the local and national level throughout North America. With numerous World Championship and Team-of-the-Year titles to their credit, Team Starcraft anglers demand nothing less than the highest level of performance and reliability, day after day. These anglers share their experiences and insights with our engineers, providing tremendous feedback from real world, on-the-water experience. It's the kind of insider knowledge that helps us to continually fine tune our designs and build better boats that anglers can take pride in.

Keep up with Starcraft professionals at teamstarcraft.com and view tournament leader boards and team bios. You can also find tips from the pros for a variety of fish species and fishing styles.



GENERATION 2 MEET THE NEW BOSS.

AVAILABLE ON THE DELTA SERIES.


Starcraft's all-new Vertex Performance Strake (VPS) hull sets the standard for high performance in aluminum fishing boat design, providing unrivaled acceleration, unequaled handling and the highest ride quality in the industry.

Specially designed, integrated performance strakes carve the surface as you open the throttle, feeding nothing but clean, undisturbed water to the propeller for maximum bite. That means noticeably faster hole shots and a quicker time to plane, even when running with a full tournament load. What's more, VPS keeps the boat on plane at lower speeds, so you can breeze through no-wake zones without making a splash.

Break out to the big water and you'll immediately feel the VPS difference, with its unprecedented stability and its higher, drier ride. That's something everyone can appreciate, especially in a good walleye chop.

Best of all, VPS lets you achieve this incredible level of performance with smaller, lighter, more fuel-efficient engines to help reduce ownership costs. Because let's face it, it's more fun to spend that extra cash on new tackle instead of gas.

Featured on select Delta models.




LIFTING STRAKES

VERTEX PERFORMANCE PAD

LIFTING STRAKES

THE NEW VPS HULL PROVIDES BEST-IN-CLASS PERFORMANCE:

- Undisturbed water to prop
- Faster hole shot
- Quicker time to plane
- Higher & drier ride
- Greater stability
- Less HP required



INTEGRATED GUNNEL TRACK SYSTEM (IGTS)

BOW LIVEWELL
Aerated and Timed


LIVE BAIT WELL

FULL FLOTATION FOAM

STERN LIVEWELL
Aerated, Timed, Recirculating and Pumped Out

WIRE CHASE

ACCESS TO LIVEWELL FITTINGS



CENTER ROD STORAGE
12-rod Capacity

Three-level Storage:
Top Level - Four 8' Rods
Middle Level - Four 7' Rods
Lower Level - Four 6.5' Rods

INTEGRATED GUNNEL TRACK SYSTEM (IGTS)

BATTERY STORAGE
Inside Center Rod Storage

STARBOARD 9' ROD STORAGE

WIRE CHASE

PUMP ACCESS



GENERATION 1 POWER-TRAC HULLS – PROVEN PERFORMANCE

STANDARD ON FISHMASTER, STX, TITAN AND SUPERFISHERMAN.

INNER STRENGTH

Starcraft's legendary Power-Trac Hull® rides on our exclusive Torsion Beam Construction (TBC) stringer system for a smoother ride in rough water. Longitudinal machine-formed ribs deliver the ideal balance of strength and flexibility to smooth out rough seas and maintain absolute control.

LEGENDARY HANDLING

Reverse chines and an aggressive deadrise at the transom conquer the waves for an unbelievably smooth and dry ride. Apart from providing smoother planing performance, our Power-Trac Hull design improves handling in all water conditions for a more pleasing ride and better fuel economy.


HIGH AND DRY

Power-Trac Hulls raised eyebrows when they were first introduced, and they continue to lead the industry today with their smooth handling and dry ride. The combination of spray rails rolled into the side panels and Power-Trac's reverse-chine design beat down spray and keep water out of the boat—something you especially appreciate when heading out on those cold mornings early or late in the season.




EXCLUSIVE PERFORMANCE OF THE POWER-TRAC HULL®

Starcraft's legendary Power-Trac Hull® uses our exclusive Torsion Beam Construction (TBC) stringer system and a high degree of deadrise to deliver the smoothest, driest ride you can get. Longitudinal machine-formed ribs flex with the chop to minimize pounding in heavy waves for truly game-changing performance.



SOFT & SMOOTH RE-ENTRY

When it comes to rough water, a great ride depends on the re-entry of a boat. Starcraft's exclusive Power-Trac Hull and aggressive deadrise at transom in combination account for one of the softest rides in rough water.



OUR COMMITMENT TO YOU: SUPERIOR CRAFTSMANSHIP.

As passionate anglers, we know firsthand all the things that create a better fishing experience. It starts with better materials, superior construction methods and innovative hull designs that deliver the very best ride and handling in all types of water. It also means delivering better fishing foundations: larger bow platforms, state-of-the-art livewells, exciting consoles and plenty of secure rod storage. And it's topped off with top-quality factory-installed features and an impressive, durable paint finish that's worthy of carrying our name.



HEAVY GAUGE ALUMINUM is de-coiled into flat sheets that are ready to be cut, bent and molded for production.



CNC ROUTED parts are cut out on a router to the exact dimensions to fit perfectly into every boat.



ONE-PIECE ALUMINUM BOTTOM is folded and molded to the greatest intrinsic shape.



RIVETED for superior strength, allowing the flexing needed for a smooth, dry ride.




5052 H34 Marine-grade, 100-gauge aluminum resists dents, dings and corrosion for years of reliability.



THROUGH-BOLTED TRANSOM BRACES allow for the high horsepower engines.



POWER-TRAC HULL® combines longitudinal, machine-formed ribs with Starcraft's exclusive Torsion Beam Construction (TBC) stringer system that flexes with the waves instead of against them, providing greater strength and a smoother ride. Available on Fishmaster, STX, Titan, Superfisherman, Renegade and Stealth models.



7-LAYER MARINE-GRADE PLYWOOD FLOORS injected with urethane foam deliver maximum buoyancy, and all carpet and vinyl is installed with spray adhesive to avoid any loose fitting materials.



FULL PAINTED HULLS are primed before painting and baked twice to provide showroom looks for years to come.

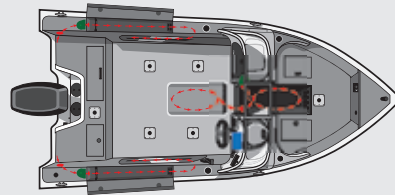






ALL DECALS are installed by hand, giving the boat a finished look that is unmatched.



YARBLOW VENTILATION SYSTEM

Starcraft is proud to offer the exclusive Yarblow Ventilation System that better protects your expensive fishing gear and tackle by preventing rust and corrosion. Yarblow uses pressurized air to eliminate mold and mildew in the bilge and dry storage areas resulting from humidity and normal precipitation. It's all part of our commitment to providing peace of mind and giving you more value for your investment.



-  BLOWER
-  BATTERY CHARGER
-  VENT/AIR INTAKE
-  AIR FLOW



You can count on Starcraft fishing boats to be backed by the industry's best warranty. The exclusive Lifetime +6 warranty provides a limited lifetime warranty on the hull and structure and a 6-year warranty on all components, including carpet, upholstery and electronics. The warranty covers all parts and labor and is transferable to a second owner.



BOW PLATFORMS

Starcraft fishing boats feature wide beams and large, open casting platforms. Flush in-floor storage and livewells give you unobstructed space for maneuvering. And the enhanced interior depth of our deep-V hulls provides added safety in rough conditions.



CONSOLES

Starcraft deluxe consoles are sleek and contemporary with sports car styling and ergonomic comfort at the helm. Select models feature a full array of fog-free gauges, hydraulic steering, lighted rocker switches and space to conveniently mount a sonar unit.



ROD STORAGE

Our rod storage spaces are designed to give you the ability to take and easily access all your favorite gear. Select models feature lockable bow in-floor center storage that safely stows up to eight rods.



OVERHEAD KEY



-  Storage
-  Rod Storage
-  Livewell



CONVENIENT, RELIABLE, STATE-OF-THE-ART LIVEWELLS

You can count on Starcraft for large-capacity, state-of-the-art aerated livewells to hold your catch and keep it fresh all day. Select models feature an aerated, timed and recirculating livewell with an integrated baitwell and oxygenator.



FRESHCATCH LIVEWELL

Our aerated livewells are timed for convenience and feature a PowerStream nozzle, a single bilge and black thru-hulls.



FRESHCATCH PRO LIVEWELL

Our pro livewells are aerated and timed, plus they feature a recirculating pump to move more water and oxygen into the tanks to keep fish active. Highlights include a PowerStream aerator, black thru-hulls and PowerStream nozzle.



DELTA



DELTA 188 DC • Shown with Optional Sonar Unit



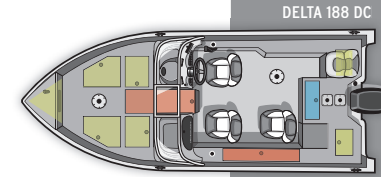
WHEN SECOND BEST WON'T DO.

Fishing isn't just something you do. It's part of who you are. Sound familiar? Then meet your new fishing buddy—Delta, by Starcraft. With a full load of pro features like twin FreshCatch livewells, a big raised bow casting deck, locking in-deck rod storage and a pro-style console with plenty of space for electronics, Delta is made to fish hard day after day—just like you. Delta plays hard too, which is why it comes in your choice of side console, dual console or fish-and-ski floorplans, in lengths from 16' to 18'.

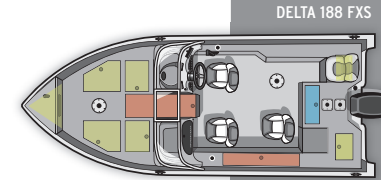


	Max HP*	Fuel Capacity (gal.)*	Length Overall	Beam	Dry Weight (lbs)	Max Capacity (lbs)	Capacity (Persons / lbs)	Inside Depth	Seats	Depth	Transom Height (Engine)	Bottom Gauge	Side Gauge	Deadrise (Deg. at transom)
Delta 188 DC	175	38	18'11"	96"	1890	1600	6 / 850	23"	3	41"	25"	.125"	.080"	15
Delta 188 FXS	175	38	18'11"	96"	1890	1600	6 / 850	23"	3	41"	25"	.125"	.080"	15
Delta 188 T	90	38	18'11"	96"	1890	1600	5 / 700	23"	3	41"	25"	.125"	.080"	15
Delta 178 DC	150	32	17'11"	96"	1731	1600	6 / 825	22"	3	39"	25"	.125"	.080"	15
Delta 178 FXS	150	32	17'11"	96"	1731	1600	6 / 825	22"	3	39"	25"	.125"	.080"	15
Delta 168 SC	90	22	16'4"	92"	1135	1275	5 / 700	24"	2	36"	20"	.100"	.070"	10
Delta 168 T	60	22	16'4"	92"	1135	1275	5 / 700	24"	2	36"	20"	.100"	.070"	10

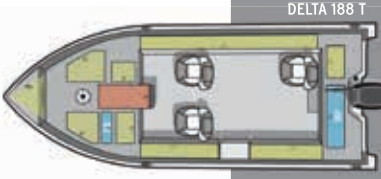
*Starcraft uses diurnal EPA certified tanks which may hold less than listed content by approximately 10%.
 * Hydraulic steering is required for all 150HP and above.



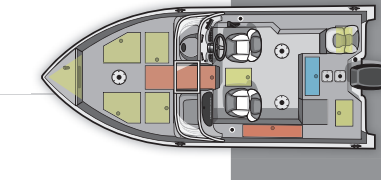
DELTA 188 DC



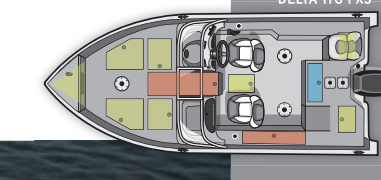
DELTA 188 FXS




DELTA 188 T



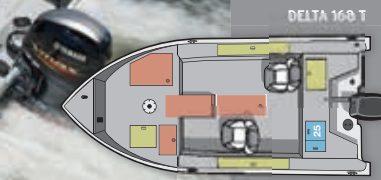
DELTA 178 DC



DELTA 178 FXS



DELTA 168 SC



DELTA 168 T

COLORS:

- Sapphire Blue with Silver Stripe
- Burgundy with Silver Stripe
- Black with Silver Stripe



CONSOLE



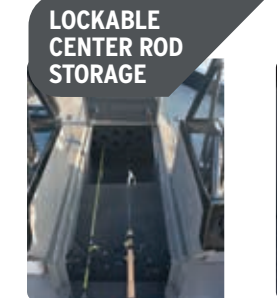
FLIP-UP JUMP SEATS



INTEGRATED GUNNEL TRACK SYSTEM



STERN FRESHCATCH LIVEWELL



LOCKABLE CENTER ROD STORAGE



REMOVABLE BAITWELL

STANDARD FEATURES:

- Limited Lifetime Warranty
- Heavy Gauge Aluminum Bottom
- Deluxe Wood-free Fishing Seats
- JENSEN AM/FM Stereo (N/A on 16')
- Lockable Center Rod Storage
- Integrated Gunnel Track System (IGTS)
- Durable Vinyl Cockpits
- Aerated Stern Livewell
- Lockable Bow Storage
- Trolling Motor Plane
- Vertex Performance Strake™ (VPS) Hull (N/A on 16')
- Removable Baitwell Cooler (188 Only)
- Hydraulic Steering (18')
- Extreme Tilt Steering (17' & 16')
- Bow Cushions (FXS Only)

POPULAR OPTIONS:

- Sonar Unit
- 12/24 Trolling Motor
- Battery Charger
- Snap-in Carpet
- Additional Fishing Seat
- Snap-on Mooring Cover
- Trailerable Ratchet Cover
- Fisherman's Top (N/A on 16')
- Full Enclosure (N/A on 16')
- Depth Gauge
- Yarblow Drying System (N/A on 16')
- IGTS Mood Lighting (N/A on 16')
- Trim Gauge
- Ski Tow Pylon (N/A on 16')
- Swim Platform with 3-Step Ladder
- Toe Kick Lighting
- Removeable Baitwell Cooler (178 Only)





FISHMASTER



FISHMASTER 196 • Shown with Optional Sonar Unit

BIG WATER = BIG FISH.

With its deep-V Power-Trac Hull, massive freeboard and wide, flaring bow to keep spray out of the boat, Fishmaster is the big-water angler's ultimate choice. The massive, open cockpit offers plenty of interior depth and the protection of a full windshield for all-weather comfort out on the big water. Roomy port and starboard rod storage and removable jump seats give this ride incredible convenience and versatility, while its iron-tough all-vinyl flooring makes cleanup a snap. Want to stop and cast? Fishmaster still offers a raised bow deck, complete with a mounting pad for an electric motor. No boat delivers greater big-water versatility.






	Max HP	Fuel Capacity (gal.)*	Length Overall	Beam	Dry Weight (lbs)	Max Capacity (lbs)	Capacity (Persons / lbs)	Inside Depth	Seats	Depth	Transom Height (Engine)	Bottom Gauge	Side Gauge	Deadrise (Deg. at transom)
Fishmaster 210 DC	250	48	20'10"	101"	2160	1598	10 / 1341	31"	4	51"	25"	.125"	.080"	15°
Fishmaster 196 DC	200	48	19'9"	100"	2050	1430	9 / 1250	31"	4	49"	25"	.125"	.080"	19°

*Starcraft uses diurnal EPA certified tanks which may hold less than listed content by approximately 10%.

INTERIOR AND TOP DECK EVA SOFT TOUCH TRACTION MAT



CONSOLE



BOW FRESHCATCH LIVEWELL



OPEN COCKPIT FOR FISHABILITY



COLORS:

Sapphire Blue with Silver Stripe



Burgundy with Silver Stripe



Black with Silver Stripe



FISHMASTER 210 DC



FISHMASTER 196 DC



STANDARD FEATURES:

- Lifetime +6 Warranty
- 7-ply Pressure Treated Floor and Deck
- Low Back Helm Chair with Slider
- In-floor Storage
- Convertible Rear Seating
- Center Bow 41-gallon Livewell
- Fisherman's Top
- Wraparound Windshield
- Full Vinyl Cockpit and Casting Platform
- Four Pro Style Wood-free Fishing Seats
- Hydraulic Tilt Steering
- Power-Trac Hull®
- Center Storage Box
- JENSEN MS3A Stereo with Bluetooth®
- Washdown Kit
- EVA Soft Touch Traction Mat Inside Cockpit and Top Deck

POPULAR OPTIONS:

- Sonar Unit
- 12/24V Trolling Motor
- Battery Charger
- Additional Pro Style Wood-free Fishing Seat
- High Back Helm Chair
- Fuel/Water Separator
- Kicker Engine Pre-Rig
- Snap-on Mooring Cover
- Full Enclosure (Side, Aft, Walk-through and Bow Curtains)
- Full Enclosure with Drop Down Curtain
- Snap-in Carpet
- Depth Gauge
- Trailerable Ratchet Cover
- Bert's Custom Tackle Packages (See Page 26 for Details)
- Kicker KMC50 Stereo with Bluetooth®
- In-dash Flush Mounted Display



STX 2050 • Shown with Optional Trolling Motor and Sonar Unit

THE TOURNAMENT CHAMPION.

Designed with some of the top tournament anglers and professional guides in the country, Starcraft STX starts with our legendary Power-Trac Hull for exceptional performance and a smooth, dry ride in even the roughest water. Then we created a spacious interior layout designed for maximum versatility, with a raised front casting deck, a full walk-through windshield for all-weather comfort, and a deep cockpit for open water trolling. Finally, we added thoughtful appointments like twin oversized FreshCatch Pro livewells, a spacious in-floor locking rod compartment and even a high-pressure washdown system. For anglers who want versatility, high performance and pro tournament amenities, the choice is STX.





STX 2050	Max HP	Fuel Capacity (gal.)*	Length Overall	Beam	Dry Weight (lbs)	Max Capacity (lbs)	Capacity (Persons / lbs)	Inside Depth	Seats	Depth	Transom Height (Engine)	Bottom Gauge	Side Gauge	Deadrise (Deg. at transom)
	250	48	20'10"	101"	2160	1650	10 / 1341	24"	4	42.5"	XLS	.125"	.080"	19°

*Starcraft uses diurnal EPA certified tanks which may hold less than listed content by approximately 10%.

CONSOLE



CENTER BOW ROD STORAGE



FRESHCATCH PRO LIVEWELL



OPTIONAL CAPTAIN'S CHAIR



COLORS:

Sapphire Blue with Silver Stripe



Burgundy with Silver Stripe



Black with Silver Stripe



STX 2050



STANDARD FEATURES:

- Lifetime +6 Warranty
- 7-ply Pressure Treated Plywood Floor and Deck
- Hydraulic Tilt Steering
- High-pressure Washdown System
- Power-Trac Hull®
- Full Length Splash Pan
- Four Pro Style Wood-free Fishing Seats
- 54-inch, 36-gallon Large Aerated Stern Livewell with Baitwell and Oxygenator
- JENSEN MS3A Stereo with Bluetooth®
- Battery Charger
- Bow Bait Storage

POPULAR OPTIONS:

- Sonar Unit
- 12/24V Trolling Motor
- Captain's Chair Helm Seat
- Additional Pro Style Wood-free Fishing Seat
- Fuel/Water Separator
- Snap-on Mooring Cover
- Fisherman's Top
- Snap-in Carpet
- Full Enclosure (Side, Aft, Walk-through and Bow Curtains)
- Depth Gauge
- Pro Fisherman Wrap
- Trailerable Ratchet Cover
- Kicker KMC50 Stereo with Bluetooth®
- In-dash Flush Mounted Display
- Bert's Custom Tackle Packages (See Page 24 for Details)

TITAN



TITAN 186 DC • Shown with Optional Trolling Motor and Sonar Unit

COMPROMISE NOT INCLUDED.

Starcraft Titan takes the best of our top-of-the-line models and packs it into a more compact footprint that's easy to trailer and even easier to afford. Titan offers pro-level features like a deep cockpit, plenty of freeboard, a huge raised bow deck, in-deck rod locker, wide gunnels for mounting downriggers, rod holders and other equipment, plus our proven Power-Trac Hull.





	Max HP	Fuel Capacity (gal.)*	Length Overall	Beam	Dry Weight (lbs)	Max Capacity (lbs)	Capacity (Persons / lbs)	Inside Depth	Seats	Depth	Transom Height (Engine)	Bottom Gauge	Side Gauge	Deadrise (Deg. at transom)
Titan 186 DC	200	20	18'5"	98"	1840	1555	6 / 900	28"	3	44.25"	25"	.125"	.080"	17°
Titan 176 DC	150	22	17'8"	92"	1700	1460	7 / 950	27"	3	39.25"	25"	.100"	.080"	17°

*Starcraft uses diurnal EPA certified tanks which may hold less than listed content by approximately 10%.
* Hydraulic steering is required for all 150HP and above.



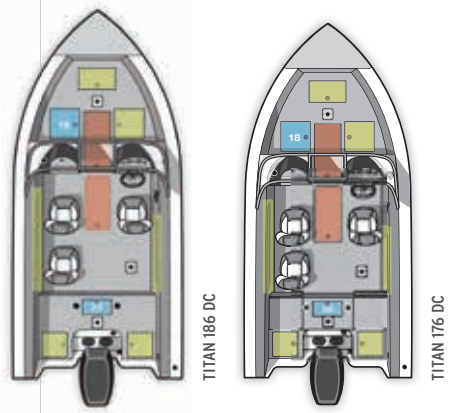

STANDARD FEATURES:

- Lifetime +6 Warranty
- 7-ply Pressure Treated Floor and Deck
- Slider on Helm Chair
- In-floor Storage
- Fuel, Speed, Tach and Volt Gauges
- JENSEN MS3A Stereo with Bluetooth®
- Courtesy Lights
- Full Vinyl Cockpit and Casting Platform
- Bow Cushion Seat
- Power Point
- Three Pro Style Wood-free Fishing Seats
- Hydraulic Steering (186 Only)
- Power-Trac Hull®
- 2-bank Battery Charger

POPULAR OPTIONS:

- All-weather Package
- Sonar Unit
- Snap-in Marine Mat
- Hydraulic Steering (176 Only)
- 12/24V Trolling Motor
- 3-bank Battery Charger
- Additional Pro Style Wood-free Fishing Seat
- Fuel/Water Separator
- Ski Tow
- Snap-on Mooring Cover
- Full Enclosure with Bow Cover (Side, Aft, Walk-through Curtains)
- Fisherman's Top
- Depth Gauge
- 3-step Boarding Ladder
- Trailerable Ratchet Cover
- Kicker KMC50 Stereo with Bluetooth®
- EVA Soft Touch Traction Mat Inside Cockpit and Top Deck
- In-dash Flush Mounted Display
- Bert's Custom Tackle Packages (See Page 24 for Details)

COLORS:





SUPERFISHERMAN



SUPERFISHERMAN 186 • Shown with Optional Trolling Motor and Sonar Unit

FISH HARD. PLAY HARD. REPEAT.

Wake up at dawn for that early topwater bite, and remind the bass who's boss. Grab the family for a refreshing swim or a ride on the tube, and perhaps an afternoon picnic on the sandbar. Enjoy an after-dinner cruise with the in-laws, then put the hurt on a couple of walleye as the sun goes down. That's just a typical day for Starcraft's Superfisherman, a versatile, comfortable family boat that's equally at home at the cottage or the weekend tournament. Its flexible layout, unmatched creature comforts and eye-popping performance ensure you'll enjoy more smiles per mile than any other boat on the lake.





	Max HP	Fuel Capacity (gal.)*	Length Overall	Beam	Dry Weight (lbs)	Max Capacity (lbs)	Capacity (Persons / lbs)	Inside Depth	Seats	Depth	Transom Height (Engine)	Bottom Gauge	Side Gauge	Deadrise (Deg. at transom)
Superfisherman 186	200	30	18'7"	100"	1985	1333	9 / 1215	29"	3	49"	25"	.100"	.080"	19°

*Starcraft uses diurnal EPA certified tanks which may hold less than listed content by approximately 10%.



STANDARD FEATURES:

- Lifetime +6 Warranty
- 7-ply Pressure Treated Floor and Deck
- In-floor Rod Storage
- Fuel, Speed, Tach and Volt Gauges
- JENSEN MS3A Stereo with Bluetooth®
- Courtesy Lights
- Power Point
- Three Pro Style Wood-free Fishing Seats
- Hydraulic Steering
- Power-Trac Hull®

POPULAR OPTIONS:

- All-weather Package
- Sonar Unit
- 12/24V Trolling Motor
- Battery Charger
- Bow Cushion Set
- Additional Pro Style Wood-free Fishing Seat
- Fuel/Water Separator
- Ski Tow
- Snap-on Mooring Cover
- Full Enclosure with Bow Cover (Side, Aft, Walk-through Curtains)
- Fisherman's Top
- Depth Gauge
- 3-step Boarding Ladder
- Trailerable Ratchet Cover
- Bert's Custom Tackle Packages (See Page 24 for Details)
- Kicker KMC50 Stereo with Bluetooth®
- In-dash Flush Mounted Display

COLORS:

Sapphire Blue with Silver Stripe



Burgundy with Silver Stripe



Black with Silver Stripe



SUPERFISHERMAN 186





RENEGADE



RENEGADE 178 DC • Shown with Optional 3-step Boarding Ladder, Flip-down Bench Seat, Trolling Motor and Sonar Unit



TAKE NO PRISONERS.

It's like having a top-of-the-line tournament boat but without the top-of-the-line price tag. Starcraft Renegade puts pro features like twin FreshCatch livewells, a big raised bow casting deck, locking in-deck rod storage, additional top-loading rod storage and a pro-style console with plenty of space for electronics within reach of any angler. Choose from side console or dual console and enjoy a wide range of available upgrades like a flip-down stern bench seat or a stainless steel 3-step boarding ladder to customize Renegade exactly as you like.





	Max HP	Fuel Capacity (gal.)*	Length Overall	Beam	Dry Weight (lbs)	Max Capacity (lbs)	Capacity (Persons / lbs)	Inside Depth	Seats	Depth	Transom Height (Engine)	Bottom Gauge	Side Gauge	Deadrise (Deg. at transom)
Renegade 188 DC	175	20	18'5"	98"	1840	1555	6 / 900	28"	3	35"	25"	.125"	.080"	17°
Renegade 178 DC	150	22	17'8"	92"	1700	1460	7 / 950	27"	3	27"	25"	.100"	.080"	17°
Renegade 178 SC	150	22	17'8"	92"	1700	1378	7 / 950	27"	3	27"	25"	.100"	.080"	17°
Renegade 168 DC	90	22	16'10"	89"	1550	1400	6 / 900	22"	2	22"	20"	.100"	.080"	12°
Renegade 168 SC	90	22	16'10"	89"	1550	1300	6 / 900	22"	2	22"	20"	.100"	.080"	12°

*Starcraft uses diurnal EPA certified tanks which may hold less than listed content by approximately 10%.
 * Hydraulic steering is required for all 150HP and above.



STANDARD FEATURES:

- Lifetime +6 Warranty
- 7-ply Pressure Treated Floor and Deck
- Pro Style Wood-free Fishing Seats
- Two Pro Capacity Livewells (Bow: 15-gallon with Bait Bucket, Stern: 30-gallon)
- Fuel, Speed, Tach and Volt Gauges
- Lockable Center Rod Storage
- Lockable In-floor Storage
- Durable Vinyl Cockpits and Casting Platforms
- Integrated Gunnel Track System (IGTS) (178 & 188 only)
- EVA Soft Touch Traction Mat Inside Cockpit and Top Deck (178 & 188 Only)
- JENSEN MS3A Stereo with Bluetooth® (178 & 188 Only)

COLORS:

Sapphire Blue with Silver Stripe

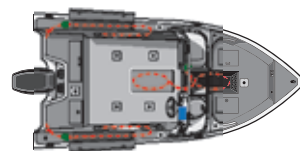
Burgundy with Silver Stripe

Black with Silver Stripe



Starcraft is proud to offer the exclusive Yarblow Ventilation System that better protects your expensive fishing gear and tackle by preventing rust and corrosion. Yarblow uses pressurized air to eliminate mold and mildew in the bilge and dry storage areas resulting from humidity and normal precipitation. It's all part of our commitment to providing peace of mind and giving you more value for your investment.

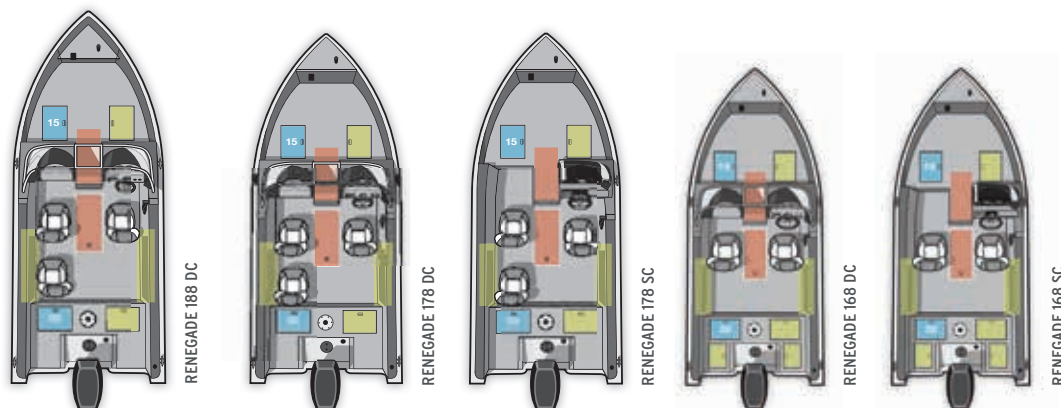
(Available with the Renegade 178 and 188 Models Only)



- BLOWER
- BATTERY CHARGER
- VENT/AIR INTAKE
- AIR FLOW

POPULAR OPTIONS:

- Sonar Unit
- 12/24V Trolling Motor
- Battery Charger
- Additional Pro Style Wood-free Fishing Seat
- Stainless Steel 3-step Boarding Ladder
- Trailerable Ratchet Cover
- Snap-on Mooring Cover
- Snap-in Carpet
- Fisherman's Top
- Full Enclosure with Bow Cover (Side, Aft, Drop, Walk-thru Curtains) (DC Only)
- JENSEN MS3A Stereo with Bluetooth® (168 Only)
- Ski Tow (188 DC, 178 DC and 178 SC Models Only)
- Yarblow Ventilation System (178 & 188 Only)
- Rear Flip-down Bench Seat





STEALTH



STEALTH 166 SC • Shown with Optional Trolling Motor and Sonar Unit

ANY WAY YOU WANT IT.


There's no reason to miss out on the fun when Starcraft's Stealth makes it so easy to get out on the water. Choose from side console, dual console or tiller floorplans—they all come with a full load of standard features including a roomy 25-gallon FreshCatch livewell, two wood-free pro style fishing seats, in-floor storage and even our Integrated Gunnel Track System (IGTS) that lets you mount accessories anywhere. Stealth proves that having a smaller boat doesn't mean doing without.





	Max HP	Fuel Capacity (gal.)*	Length Overall	Beam	Dry Weight (lbs)	Max Capacity (lbs)	Capacity (Persons / lbs)	Inside Depth	Seats	Depth	Transom Height (Engine)	Bottom Gauge	Side Gauge	Deadrise (Deg. at transom)
Stealth 166 DC	90	11	15'10"	85"	850	1625	6 / 900	21"	2	31"	20"	.080"	.080"	10°
Stealth 166 SC	90	11	15'10"	85"	850	1625	6 / 900	21"	2	31"	20"	.080"	.080"	10°
Stealth 166 T	60	11	15'10"	85"	830	1625	6 / 900	21"	2	31"	20"	.080"	.080"	10°

*Starcraft uses diurnal EPA certified tanks which may hold less than listed content by approximately 10%.



COLORS:

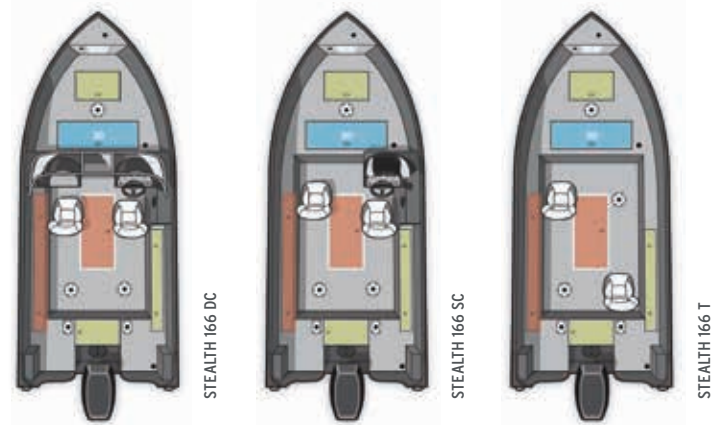
Sapphire Blue with Silver Stripe



Burgundy with Silver Stripe



Black with Silver Stripe



STANDARD FEATURES:

- Lifetime +6 Warranty
- 7-ply Pressure Treated Floor and Deck
- Two Pro Style Wood-free Fishing Seats
- 30-gallon Aerated Bow Livewell
- Speed, Tach and Volt Gauges
- Under Console Storage
- In-floor Rod Storage (Holds 8 Rods)
- Durable Vinyl Cockpits and Casting Platforms
- Integrated Gunnel Track System (IGTS)
- 11-gallon Portable Fuel Tank

POPULAR OPTIONS:

- Sonar Unit
- 12/24V Trolling Motor
- Battery Charger
- Additional Pro Style Wood-free Fishing Seat
- Convertible Rear Bench
- Stainless Steel 3-step Boarding Ladder
- Snap-on Mooring Cover
- Trailerable Ratchet Cover
- Fisherman's Top
- Full Enclosure with Bow Cover (Side, Aft, Drop, Walk-thru Curtains) (N/A on SC & TL)
- Snap-in Carpet
- Depth Gauge (N/A on TL)
- JENSEN MS3A Stereo with Bluetooth®



PATRIOT



LET'S GO FISHING.

Patriot was made for anglers who want a no-nonsense fishing boat that's big on value. With a long list of standard features like convenient, lockable rod storage, a spacious raised casting deck in the bow complete with a mounting pad for an electric motor, a big 21-gallon FreshCatch livewell and even a Humminbird® PiranhaMAX™ 4 sonar unit, Patriot really delivers. Choose from side console or tiller and get out there—the fish are waiting!





	Max HP	Fuel Capacity (gal.)*	Length Overall	Beam	Dry Weight (lbs)	Max Capacity (lbs)	Capacity (Persons / lbs)	Inside Depth	Seats	Depth	Transom Height (Engine)	Bottom Gauge	Side Gauge	Deadrise (Deg. at transom)
Patriot 16 DLX SC	60	PORT	16'2"	81"	685	1215	5 / 680	25"	2	33"	20"	.080"	.070"	7°
Patriot 16 DLX TL	60	PORT	16'2"	81"	625	1215	5 / 680	25"	2	33"	20"	.080"	.070"	7°
Patriot 16 SC	60	PORT	16'4"	78"	685	1215	5 / 670	20.5"	2	23"	20"	.080"	.060"	15°
Patriot 16 TL	40	PORT	16'4"	78"	685	1215	5 / 670	20.5"	2	23"	20"	.080"	.060"	15°
Patriot 14 TL	40	PORT	14'8"	77"	540	1100	4 / 555	20.5"	2	23"	20"	.080"	.060"	15°

*Starcraft uses diurnal EPA certified tanks which may hold less than listed content by approximately 10%.

CONSOLE (SC ONLY)



DELUXE CONSOLE


(SHOWN W/ OPTIONAL SONAR UNIT. DLX SC ONLY)



LIVWELL



FULL SPLASH PAN



COLORS:

White



PATRIOT 16 DLX SC



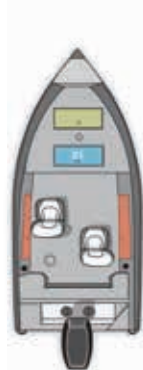
PATRIOT 16 DLX TL



PATRIOT 16 SC



PATRIOT 16 TL



PATRIOT 14 TL




STANDARD FEATURES:

- Lifetime +6 Warranty
- 7-ply Pressure Treated Floor and Deck
- Two Wood-free Fishing Seats
- Lockable Rod Storage
- Durable Vinyl Cockpits and Casting Platforms



POPULAR OPTIONS:

- Trolling Motor
- Snap-on Mooring Cover
- Additional Fishing Seat
- Power Pedestal
- Seat Slider
- Sonar Unit



FEATURES & OPTIONS

INTERIOR



AVAILABLE PACKAGES

ALL-WEATHER PACKAGE:

- Snap-on Mooring Cover
- Snap-in Carpet
- Fisherman's Top

POWER PACKAGE:

- Sonar Unit
- Trolling Motor
- Quick Disconnect



BERT'S CUSTOM TACKLE STARTER CRADLE PACKAGE:

- Two 2" Riser/Cradles
- Two 6" Riser/Cradles

ANGLER TUBE PACKAGE:

- Tool Holder
- Cup Holder
- Four Tube Rod Holders

BERT'S CUSTOM TACKLE ANGLER CRADLE PACKAGE:

- Tool Holder
- Cup Holder
- Two 2" Riser/Cradles
- Two 6" Riser/Cradles
- Two 10" Riser/Cradles

BERT'S CUSTOM TACKLE PRO PACKAGE:

- Tool Holder
- Cup Holder
- Two Rod Trees
- Two Rod Holder Tubes
- Two 2" Riser/Cradles
- Two 6" Riser/Cradles
- Two 10" Riser/Cradles

INTERIOR

- Kicker KMC50 Stereo with Bluetooth®
- JENSEN MS3A with Bluetooth®
- Depth Gauge
- Trim Gauge
- In-dash GPS/Fish Finder
- Snap-in Carpet
- On-board Battery Charger

PREMIUM STEERING

Ask your dealer how you can optimize your boat's steering with premium steering options.

- Yarblow Ventilation System (Renegade 178 & 188 Only)

EXTERIOR

- Ski Pylon
- 3-step Boarding Ladder
- Convertible Rear Bench Seat (Stealth Only)

SEATING

- Low Back Helm Chair (Standard in Fishmaster)
- Captain's Seat
- Bow Cushions
- Additional Pro Style Wood-free Fishing Seat
- Power Pedestal

FISHING

- Side Deck Mounted Aluminum Tracks with Plastic Step Pads
- Bow-mounted Trolling Motor
- Sonar Unit
- Dual Shifters

CANVAS

- Full Enclosure With Drop Down Curtain (Fishmaster Only)
- Full Enclosure
- Snap-on Mooring Cover
- Trailerable Ratchet Cover

UTILITIES

	LENGTH	BEAM	DEPTH	INTERIOR DEPTH	TRANSOM WIDTH	TRANSOM HEIGHT	DRY WEIGHT (LB)	MAXIMUM PERSONS	MAXIMUM PERSON CAP.	MAXIMUM HP	FUEL CAPACITY (GAL.)*	COLOR	BOTTOM GAUGE	SIDE GAUGE	RIB GAUGE
180 FREEDOM TILLER	18'10"	89"	22"	22"	85"	20"	1005	6	900	90	21	Beige & Black	.100"	.080"	N/A
180 FREEDOM SIDE CONSOLE	18'10"	89"	22"	22"	85"	20"	1005	6	900	125	21	Beige & Black	.100"	.080"	N/A
160 FREEDOM TILLER	16'10"	89"	22"	22"	85"	20"	925	6	900	75	21	Beige & Black	.100"	.080"	N/A
160 FREEDOM SIDE CONSOLE	16'10"	89"	22"	22"	85"	20"	975	6	900	90	21	Beige & Black	.100"	.080"	N/A
16' SF DLX	16'4"	70"	31"	22"	63"	20"	480	5	640	40	N/A	Black	.070"	.060"	.064"
14' SF DLX	14'5"	68"	30"	22"	60"	20" / 15"	425	4	550	30	N/A	Black	.070"	.060"	.064"
16' SF	16'4"	70"	29"	20"	56"	20"	480	5	610	30	N/A	Black	.100"	.060"	.064"
14' SF	14'5"	68"	30"	30"	60"	20" / 15"	245	4	465	30	N/A	Black	.070"	.060"	.064"
14' SF SPLIT SEAT	14'5"	68"	30"	30"	60"	20" / 15"	245	4	550	30	N/A	Black	.070"	.060"	.064"
14' SL	13'10"	59"	20"	20"	50"	15"	130	4	465	15	N/A	White	.050"	.050"	.050"
12' SL	11'9"	56"	20"	20"	50"	15"	112	3	395	10	N/A	White	.050"	.050"	.050"
15' ALASKAN TL SPLIT SEAT DLX	14'11"	68"	27"	21"	59"	20"	340	5	670	30	N/A	Gray	.070"	.060"	.064"
15' ALASKAN TS SPLIT SEAT DLX	14'11"	68"	27"	21"	59"	15"	330	4	550	30	N/A	Gray	.070"	.060"	.064"
13' ALASKAN TL SPLIT SEAT DLX	12'11"	66"	26"	20"	56"	20"	190	3	325	25	N/A	Gray	.064"	.060"	.064"
13' ALASKAN TS SPLIT SEAT DLX	12'11"	66"	26"	20"	56"	15"	190	3	325	25	N/A	Gray	.064"	.060"	.064"
1648 JON	16'0"	72"	22"	22"	71"	20" / 15"	295	4	555	35	N/A	Olive	.080"	.080"	.072"
1448 JON	14'0"	72"	22"	22"	71"	20" / 15"	260	3	400	25	N/A	Olive	.080"	.080"	.072"
1436 JON	14'0"	57"	18"	18"	56"	15"	185	3	395	20	N/A	Olive	.080"	.080"	.064"
1232 JON	12'0"	51"	16"	16"	50"	15"	120	2	250	6	N/A	Olive	.050"	.050"	.050"
1032 JON	10'0"	51"	16"	16"	50"	15"	100	2	250	3	N/A	Olive	.050"	.050"	.050"

Specifications are U.S. Coast Guard-approved and may vary by country.



180 FREEDOM TILLER
(Also available in side console configuration)



160 FREEDOM TILLER
(Shown with optional trolling motor;
Also available in side console configuration)



16' SF DLX
(Shown with optional trolling motor)



14' SF DLX
(Shown with optional trolling motor)



**15' ALASKAN TS/TL
SPLIT SEAT DLX**



**13' ALASKAN TS/TL
SPLIT SEAT DLX**



16' SF



14' SF
(Also available in split seat configuration)



14' SL



12' SL



1648 JON



1448 JON



1436 JON



1232 JON



1032 JON

OPTIONAL UTILITY CONSOLE




STANDARDS & OPTIONS

	DELTA 188 T	DELTA 168 T	DELTA 188 DC	DELTA 188 FXS	DELTA 178 DC	DELTA 178 FXS	DELTA 168 SC	FISHMASTER 210 DC	FISHMASTER 196 DC	STX 2050	TITAN 186 DC	TITAN 176 DC	SUPERFISHERMAN 186	RENEGADE 188 DC	RENEGADE 178 DC	RENEGADE 178 SC	RENEGADE 168 DC	RENEGADE 168 SC	STEALTH 166 DC	STEALTH 166 SC	STEALTH 166 TL	PATRIOT 16 DLX SC	PATRIOT 16 DLX TL	PATRIOT 16 SC	PATRIOT 16 TL	PATRIOT 14 TL	
HULL CONSTRUCTION																											
Limited Lifetime Deck Warranty	S	S	S	S	S	S	S	S	S	S	S	S	S	S	S	S	S	S	S	S	S	S	S	S	S	S	S
Lifetime Warranty on Riveted Seams	S	S	S	S	S	S	S	S	S	S	S	S	S	S	S	S	S	S	S	S	S	S	S	S	S	S	S
Power-Trac Hull®	•	S	•	•	•	•	S	S	S	S	S	S	S	S	S	S	S	S	S	S	S	•	•	•	•	•	
VPS Hull	S	•	S	S	S	S	•	•	•	•	•	•	•	•	•	•	•	•	•	•	•	•	•	•	•	•	
Torsion Beam Construction	•	•	•	•	•	•	•	S	S	S	S	S	S	S	S	S	S	S	S	S	S	•	•	•	•	•	
Double-Riveted Chine & Transom Seams	S	S	S	S	S	S	S	S	S	S	S	S	S	S	S	S	S	S	S	S	S	S	S	S	S	S	
7-ply Pressure Treated Floor	S	S	S	S	S	S	S	S	S	S	S	S	S	S	S	S	S	S	S	S	S	S	S	S	S	S	
COCKPIT																											
Deluxe Movable Pedestal Seats (QTY)	3	2	3	3	3	3	2	4	4	4	3	3	3	3	3	3	2	2	2	2	1	2	2	2	2	2	
Helm Seat Slider	•	•	S	S	S	S	S	S	S	S	S	S	S	S	S	S	S	S	S	S	•	•	•	•	•		
6-Year Carpet Warranty	•	•	S	S	S	S	S	S	S	S	S	S	S	S	S	S	S	S	S	S	S	•	•	•	•	•	
In-floor Storage	•	S	•	•	S	S	S	S	S	S	S	S	S	S	S	S	S	S	S	S	S	S	S	S	S	S	
Vinyl Floor Cockpit Covering	S	S	S	S	S	S	S	S	S	S	S	S	S	S	S	S	S	S	S	S	S	S	S	S	S	S	
Snap-in Carpet	0	0	0	0	0	0	0	0	0	0	0	0	0	0	0	0	•	•	•	•	•	•	•	•	•		
3-step Boarding Ladder	0	•	0	0	0	0	0	•	•	0	0	0	0	0	0	0	0	0	0	0	0	•	•	•	•		
Power Pedestals	•	0	0	0	0	0	0	S	S	S	0	0	0	0	0	0	0	0	•	•	•	0	0	0	0		
Aluminum Tracks with Plastic Step Pads	•	•	•	•	•	•	•	S	S	S	0	0	0	•	•	•	•	•	•	•	•	•	•	•	•		
IGTS	S	S	S	S	S	S	S	•	•	S	•	•	•	S	S	S	•	•	S	S	S	•	•	•	•		
CONSOLE/DASH																											
Fuel Gauge	S	•	S	S	S	S	S	S	S	S	S	S	S	S	S	S	S	S	S	S	•	•	•	•	•		
Speedometer	•	•	S	S	S	S	S	S	S	S	S	S	S	S	S	S	S	S	S	S	•	•	•	•	•		
Tach	•	•	S	S	S	S	S	S	S	S	S	S	S	S	S	S	S	S	S	S	•	•	•	•	•		
Voltmeter	•	•	S	S	S	S	S	S	S	S	S	S	S	S	S	S	S	S	0	0	•	•	•	•	•		
AM/FM Stereo with J-Port for MP3 Player	0	0	S	S	S	S	•	S	S	S	S	S	S	S	S	S	0	0	0	0	•	•	•	•	•		
Sonar Unit	0	0	0	0	0	0	0	0	0	0	0	0	0	0	0	0	0	0	0	0	0	S	S	S	S		
Dual Shifters	•	0	0	0	0	0	0	0	0	0	0	0	0	•	•	•	•	•	•	•	•	•	•	•	•		
Depth Gauge	•	0	0	0	0	0	0	0	0	0	0	0	0	0	0	0	0	0	0	0	•	•	•	•	•		
Trim Gauge	•	•	0	0	0	0	0	0	0	0	0	0	0	0	0	0	0	0	0	0	•	•	•	•	•		
GPS/Fish Finder	0	0	0	0	0	0	0	0	0	0	0	0	0	0	0	0	0	0	0	0	0	0	0	0	0		
SEATING																											
Low Back Helm Chair	•	•	•	•	•	•	•	S	S	•	•	•	•	•	•	•	•	•	•	•	•	•	•	•	•		
Additional Seat	0	0	0	0	0	0	0	0	0	0	0	0	0	0	0	0	0	0	0	0	0	0	0	0	0		
LIVEWELL																											
Stern Livewell (Gal.)	30	25	25	25	25	25	25	•	•	36	25	25	28	30	30	30	25	25	•	•	•	•	•	•	•		
Bow Livewell (Gal.)	15	•	15	15	15	15	•	41	41	•	18	18	18	15	15	15	18	18	25	25	25	21	21	21	21		
Aerated Baitwell	•	•	S	S	S	S	•	•	•	S	S	S	•	•	•	•	•	•	•	•	•	•	•	•	•		

STANDARDS & OPTIONS

	DELTA 188 T	DELTA 168 T	DELTA 188 DC	DELTA 188 FXS	DELTA 178 DC	DELTA 178 FXS	DELTA 168 SC	FISHMASTER 210 DC	FISHMASTER 196 DC	STX 2050	TITAN 186 DC	TITAN 176 DC	SUPERFISHERMAN 186	RENEGADE 188 DC	RENEGADE 178 DC	RENEGADE 178 SC	RENEGADE 168 DC	RENEGADE 168 SC	STEALTH 166 DC	STEALTH 166 SC	STEALTH 166 TL	PATRIOT 16 DLX SC	PATRIOT 16 DLX TL	PATRIOT 16 SC	PATRIOT 16 TL	PATRIOT 14 TL	
ELECTRICAL																											
Courtesy Lights	•	•	S	S	S	S	S	S	S	S	•	•	S	•	•	•	•	•	•	•	•	•	•	•	•	•	•
Power Point	•	•	S	S	S	S	S	S	S	S	S	S	S	S	S	S	S	S	S	S	S	•	•	•	•	•	•
Circuit Breakers	S	S	S	S	S	S	S	S	S	S	S	S	S	S	S	S	S	S	S	S	S	•	•	•	•	•	•
Trolling Motor Plug	S	S	S	S	S	S	S	S	S	S	S	S	S	S	S	S	S	S	S	S	S	S	S	S	S	S	S
On-board Battery Charger	0	0	S	S	S	S	0	0	0	0	0	0	0	0	0	0	0	0	0	0	0	•	•	•	•	•	•
MECHANICAL																											
Hydraulic Steering	•	•	S	S	0	0	0	S	S	S	S	S	S	S	0	0	•	•	•	•	•	•	•	•	•	•	•
Washdown System	•	•	•	•	•	•	•	S	S	S	•	•	•	•	•	•	•	•	•	•	•	•	•	•	•	•	•
MISCELLANEOUS																											
Cleats	•	S	•	•	•	•	•	S	S	•	•	•	S	S	S	S	S	S	S	S	S	•	•	•	•	•	•
Pull-up Cleats	S	•	S	S	S	S	S	•	•	S	S	S	•	•	•	•	•	•	•	•	•	•	•	•	•	•	
Navigation Lights	S	S	S	S	S	S	S	S	S	S	S	S	S	S	S	S	S	S	S	S	S	S	S	S	S	S	S
Reinforced Backers for Downriggers	•	•	S	S	S	S	•	S	S	S	S	S	S	S	•	•	•	•	•	•	•	•	•	•	•	•	
Twice Baked Urethane Paint	S	S	S	S	S	S	S	S	S	S	S	S	S	S	S	S	S	S	S	S	S	S	S	S	S	S	S
Bow Cushions	•	•	•	S	•	S	•	•	•	•	S	S	0	0	0	0	•	•	•	•	•	•	•	•	•	•	
Ski Pylon/Tow	•	•	0	0	0	0	•	•	•	•	0	0	0	0	0	0	•	•	•	•	•	•	•	•	•	•	
Bow-mounted Trolling Motor	0	0	0	0	0	0	0	0	0	0	0	0	0	0	0	0	0	0	0	0	0	0	0	0	0	0	
CANVAS																											
Bow Tonneau Cover	•	•	0	0	0	0	•	0	0	0	0	0	0	0	0	•	0	•	0	•	•	•	•	•	•	•	
Side Curtains	•	•	0	0	0	0	•	0	0	0	0	0	0	0	0	•	0	•	0	•	•	•	•	•	•	•	
Aft Curtains	•	•	0	0	0	0	•	0	0	0	0	0	0	0	0	•	0	•	0	•	•	•	•	•	•	•	
Walk-through Curtains	•	•	0	0	0	0	•	0	0	0	0	0	0	0	0	•	0	•	0	•	•	•	•	•	•	•	
Drop Curtain	•	•	0	0	0	0	•	0	0	0	0	0	0	0	0	•	•	•	•	•	•	•	•	•	•	•	
Trailerable Ratchet Cover	0	0	0	0	0	0	0	0	0	0	0	0	0	0	0	0	0	0	0	0	0	•	•	•	•	•	
Fisherman's Top	•	•	0	0	0	0	•	S	S	0	0	0	0	0	0	•	0	•	0	•	•	•	•	•	•	•	
Full Enclosure	•	•	0	0	0	0	•	0	0	0	0	0	0	0	0	•	0	•	0	•	•	•	•	•	•	•	
Snap-on Mooring Cover	0	0	0	0	0	0	0	0	0	0	0	0	0	0	0	0	0	0	0	0	0	0	0	0	0	0	

S = STANDARD 0 = OPTION • = NOT AVAILABLE ON THIS MODEL



AUTHORIZED STARCRAFT DEALER:

**FOR THE LATEST NEWS, MODEL UPDATES AND OTHER INFORMATION,
PLEASE VISIT STARCRAFTMARINE.COM. TO TALK TO THE DEALER NEAREST
YOU, DIAL 1-866-772-4538.**

Connects directly to dealer. Please call during business hours.

STARCRRAFT PROUDLY OFFERS:



In the interest of continually developing the finest products possible, Starcraft reserves the right to change products and specifications without notice. All representations in this catalog are believed to be correct at the time of publication. Some optional equipment may be shown in some photographs. Some models may not be available outside the United States.

Overheads are not drawn to scale.

© 2019 Starcraft Marine Printed in U.S.A. 12/19



STARCRRAFT MARINE | P.O. BOX 65 | 68143 CLUNETTE STREET | NEW PARIS, IN 46553

FIND US ON:

