



STARCRAFT

1986 Fishing Boats



Starcraftsmanship

Quality and integrity since 1903.

It would be an understatement to say that Starcraft has come a long way.

We started in the heart of Midwestern Amish country as Star Tank, making farm equipment way back in 1903. In the off season, we built galvanized steel boats, and by the roaring 1920's, our boat business was booming.



Right after World War II, Starcraft was one of the first companies to begin using lightweight marine aluminum as boat building material. We remain top the aluminum boat market.

We didn't stop with aluminum. This year marks Starcraft's 30th year of making fine fiberglass boats. A few years ago, the company enlisted the services of Art Carlson, a well-known and respected boat designer from the West Coast. Carlson has given birth to two very successful lines of high performance runabouts. This year, Starcraft's lineup includes Carlson's Contemporary Sport Fisherman, an exciting fiberglass cabin cruiser.



Success in other product lines.

In the 1960's, Starcraft moved into the RV scene, introducing a fold-down camper with a crank-up lift system and hard top. The concept was widely copied, but today Starcraft campers remain the top sellers in the world. A few years later,




Starcraft came out with America's first quality automotive conversion, and we now turn out more luxury class conversions than any other company.

Starcraft has indeed come a long way in the last 80 years — but there are certain things we've maintained. Like the tradition of being innovators, and letting everyone else be duplicators.

Most important, we've kept our tradition of pride. Starcraft boatmaking is not just a stamp and bend operation. It's a people process.



"We have a great bunch of guys," says Sid Gardner, who has worked on the marine production line for more than 30 years. "They're dedicated people, 'cause they know if you don't put out the best product, pretty soon you won't have a product to put out. Competition between boat companies is tough out there. So everybody is always pitching in to make Starcraft the best boat company going."



Three generations: a family affair.

It's been that way for awhile. Our employees average more than 20 years' experience. And some of our younger employees are third generation Starcraft workers. That's tradition.



"Those same values of integrity and craftsmanship are just as strong today as they were in 1903. No matter how well a boat is designed, if it is not produced to a top standard of quality, we have not done our job as



a company." Bob Fidler — General Manager, Marine Division.

A company known for the company we keep.

Starcraft is proud to be associated with Lear Siegler Incorporated, a company with \$1.5 billion in assets and more than \$2 billion in annual sales. The association puts Starcraft among other LSI companies, such as Piper Aircraft, O'Day Sailboats,



Cal Yachts and Smith & Wesson firearms and law enforcement equipment. The relationship gives Starcraft stability and access to the latest technology for continued growth.



And growth is what Starcraft is all about.

We don't worry about keeping up with the competition; we're too busy staying ahead of it. We have a tradition of being first. And that's a tradition we aim to maintain.


Starcraftsmanship

Innovative design - quality construction.

From the start, Starcraft has been the leader in well-built boats.

That's because from the start, Starcraft boats are engineered to perform and built to last.

You might not be aware that Starcraft uses a one-piece aluminum hull. That means our hull not only has more tensile strength, but will last for years without the least bit of seepage.



We also innovated the Starcraft "gull wing" hull design that gives our boats lots of stability — and better lift for getting on plane.

We have a tradition of being first. As a matter of fact, Starcraft was the first even to use aluminum as a boat building material.

Over the years, we've improved our product by improving the techniques and machinery that put it together.

Modern technology, old world craftsmanship.

Our aluminum boats average 100 rivets per foot. And during assembly,



the rivet holes are hand-drilled, ensuring an exact fit.

On Starcraft aluminum 18-foot and larger, alumi-



num reinforcements are inserted into the chine seam, under the ends of each structural rib and riveted above the spray rail. That's a lot of fancy construction terminology that adds up to one thing — long-lasting strength.

And comfort? Our aluminums feature foamed-in hulls for a quieter, stable ride. And the seats on all of our aluminum and fiberglass boats are built to last practically forever. The wood structures are dipped in a polyurethane sealant to make sure they won't rot. The foam padding is covered with polyfilm to seal out moisture.



Starcraft aluminums also feature a spray rail formed in the side. Our seams are sealed with closed cell urethane tape in assembly, then resealed with a liquid polyurethane secondary sealant.

Extra care gives you extra quality.

Our complete line of fiberglass boats also contains extra strengthening features. For example, we completely fiberglass the floor stringer system into the hull. This integrated construction technique keeps the hull assembly solid for years. We add extra layers of roving. And we actually put



string glass in the bottom of the strakes — that means no air bubbles — and then reinforce the strakes with a combination of roven and mat glass.



Did you know some other boat companies actually fill their strakes with putty?

Starcraft glass boats under 18 feet have five layers of glass. Boats 18 feet and over have seven layers.



We check our work, then check it again.

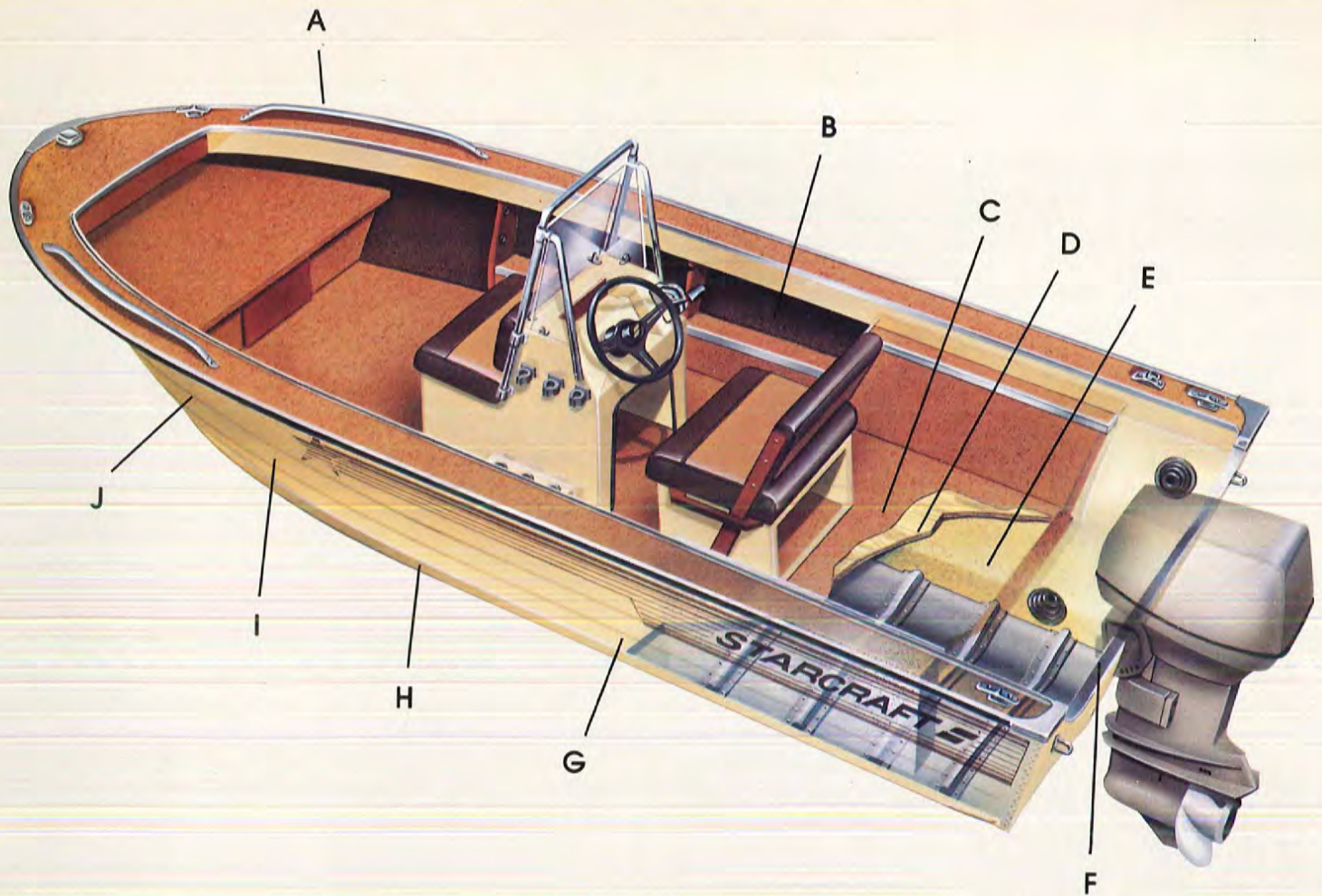
While the boats are built, they go through constant quality control inspections. And not a boat leaves the plant until a final, detailed inspection by our best quality control experts. That includes a water test for every single aluminum boat.



It takes a long time for a boat to be ready to wear the Starcraft name. But that means the boat is going to last a lifetime. Just ask one of the more than one million satisfied people who own a Starcraft product.



Starcraftsmanship... us it's a term that demands our best efforts in design and manufacturing. To you, it means quality, integrity, and long term value.



A Most Starcrafts feature stainless steel deck hardware. Rust is never a worry.

B The hull sides in our larger boats are covered with easy maintenance vinyl or marine grade carpeting to improve appearance, keep them warmer, and absorb sound.

C Everywhere you step in a Starcraft, you'll find the floor surface covered with vinyl, carpeting, or anti-skid paint. The carpeting is marine grade so rotting is never a problem.

D Most of our floors are made from 3/4" exterior-grade plywood which provides plenty of strength.

E Our aluminum boats have a layer of injected urethane foam flotation, bonded between the underside of the floor and the hull. In addition to providing the flotation required by the U.S. Coast Guard, this foam adds structural strength and deadens sound.



F Our transoms are made of 13-ply, 1 1/2" plywood that fits the full width of the stern. Some boat com-

panies only reinforce the part where you attach the outboard.

G All Starcraft's 18' and longer have .080 to .100 gauge aluminum hulls to ensure toughness year-after-year.



H Spray rails are rolled into the sidewall to deflect water out and away from the boat.

I Major seams are double-riveted for extra strength.



J Our boats have the exclusive Starcraft one-piece aluminum hull. That means there is no keel seam — and no possibility of leakage at this critical stress point.

Starcraft's Parts Department is completely computerized for fast, efficient parts service.





Islander

Stable, economical big water cruisers with proven track records.

There simply isn't a more popular aluminum cabin cruiser made today than a Starcraft Islander.

It's been the first choice of Great Lakes and saltwater boaters for years because fishermen and pleasure cruisers want a lot of boat for their dollar. And that's what the Islanders deliver. Try to find a boat built as well that costs so little to buy and to operate. We bet you can't.

For '86, we have six models including four I.O.'s and two outboards and sizes of 19, 22, and 26



feet. All of them come loaded with impressive standards like deluxe bow hatch, cabin side windows, teak step pads, automatic bilge pump, and rod holders.

Options on each include convertible top with boot, teak swim platform, teak outrigger package and permanent mount head with pumpout.

Take a look at the Islanders. It's easy to see why they are far and away Number One.

ISL 190 V

ISL 191 V

ISL 221





ISL 220 V

ISL 221 V

ISL 261 V

Specifications

ISL
190V

ISL
191V

ISL
221

Center Length	18'10 $\frac{3}{4}$ "	18'10 $\frac{3}{4}$ "	21'4 $\frac{3}{4}$ "
Beam	96"	96"	90"
Transom Height	L Shaft	41 $\frac{1}{2}$ "	41"
Rec. Capacity Lbs.	1750	2000	2000
Rec. Cap. Pers. Lbs.	8-1050	8-1200	8-1200
Maximum H.P.	150	205	205
Weight Systems Dry	1280	1280	1438
Al. Bottom Gauge	.086	.086	.090

ISL
220V

ISL
221V

ISL
261V

Center Length	22'	22'	25'10"
Beam	96"	96"	96"
Transom Height	XL Shaft	45 $\frac{1}{4}$ "	51 $\frac{1}{2}$ "
Rec. Capacity Lbs.	2600	2000	2500
Rec. Cap. Pers. Lbs.	8-1200	8-1200	10-1500
Maximum H.P.	240	205	230
Weight Systems Dry	1600	1600	2400
Al. Bottom Gauge	.100	.100	.100





Mariner

MR 16

Top-selling center consoles for big water fishermen.

Whether drifting for tarpon or trolling for Great Lakes salmon, many a big water fisherman wouldn't think of owning anything but a center console. Its open design can't be beat for those frantic moments when a silvery trophy rushes the boat and surges underneath.

And there are a lot of center console fans who wouldn't own anything but a Starcraft Mariner.

It's not hard to see why.

Our lineup of four aluminum Mariners has

been delivering durable, affordable quality for years.

From the 16-foot Mariner 160 on up to the big, 22-foot Mariner 220 V, the Starcraft center consoles are loaded with standard features tailor made for big water fishing. Like console rod holders. Big aerated live-wells. Two-way helm seats. A raised bow platform. And non-slip marine vinyl that covers the floor and deck to give you sure footing when battling underwater adversaries.


We've even added a console interior light this year — a real convenience for after-dark lunger hunting.

The smallest Mariner is rated for up to 80h.p. The 220 V can take a monster 240h.p. outboard. And they handle the power with the ease that rack and pinion steering gives.

Fishermen can add even more class and convenience to these hard-nosed boats with the optional teak outrigger package and bimini top.

Check out the Mariner line. Tough fishing machines for big water anglers.





MR 180

MR 210

MR 220 V



Specifications	MR 160	MR 180	MR 210
Center Length	16'½"	18'¾"	21'½"
Beam	76½"	79¼"	86"
Transom Height	L Shaft	L Shaft	L Shaft
Rec. Capacity Lbs.	1350	1600	2100
Rec. Cap. Pers. Lbs.	6-800	6-900	8-1150
Maximum H.P.	80	120	140
Weight Systems Dry	590	850	900
Al. Bottom Gauge	.080	.080	.090
	MR 220V		
Center Length	22'¾"		
Beam	95½"		
Transom Height	XL Shaft		
Rec. Capacity Lbs.	2500		
Rec. Cap. Pers. Lbs.	8-1200		
Maximum H.P.	240		
Weight Systems Dry	1250		
Al. Bottom Gauge	.100		



Contemporary Sport Fisherman

Sharp new fiberglass cabin cruisers of unsurpassed quality and style.

Starcraft's two deepwater fiberglass fishing boats feature the very best in functional design and comfort.

Our 19-foot Contemporary Sport Fisherman 191 Cuddy is a brand new Art Carlson creation, packed with the ingenious innovations that have made the California boat designer one of the best known and respected in the world.

Standards in this latest addition to Starcraft's fiberglass line include a convertible top



with boot, Nautolex floor covering, a unique seating design that can accommodate six fishermen and a spacious cuddy with full sit up headroom.

The 191 Cuddy's older big brother is called the 221 Offshore. Designed specifically for the serious bigwater fisherman, the Offshore features a big fighting deck and other

standards. Like a self-bailing fiberglass inneliner, a big in-floor fish well as well as an aerated livewell. And teak rod holders.

With the optional head and full campe





CSF 191 Cuddy

CSF 221 Offshore

Specifications

CSF 191 CSF 221 O.S.

canvas available for both boats, they're ideal for overnighting.

Engine options for these two cruisers include the 205 and 230 Merc with power steering and the 175 and 230 OMC.

When it comes to big, well thought-out recreational fiberglass boats, you can't top the Starcraft CSF's.



Center Length	18'9"	22'2¼"
Beam	96"	96"
Transom Height	40"	48½"
Rec. Capacity Lbs.	1900	2300
Rec. Cap. Pers. Lbs.	8-1200	10-1500
Maximum H.P.	230	230
Weight Systems Dry	1975	2350





FishMaster

Our 16-footer works for almost any kind of fishing.

Put an electric trolling motor on the FishMaster's bow, and cast for bass from the front platform.

Mount some downriggers on the gunwales and go for a Great Lakes salmon adventure.

Or anchor it over your favorite sunfish hole and spend a relaxing day catching dinner.

Starcraft designed the FishMaster 160 for the all-around fisherman who has outgrown his first outboard and wants something more. With FishMaster's many standard convenience features, you get a lot more.




You'll like the big aerated livewell, upholstered pedestal seats, and rod and storage lockers. There's even an interior light for night fishing, and an optional windshield for big water comfort.

Our FishMaster comes standard with a side steering console and is rated for up to a 90h.p.

outboard. A 35h.p. engine gives you plenty of speed and good running economy. Hang a 90 on our 610-pound aluminum hull, and experience what it feels like to fly between fishing hotspots.

Try out a FishMaster and you'll wonder how you ever fished out of anything else.

FM 160





PikeMaster-Trollers

Designed with the walleye fisherman in mind.

Function. Roominess. Big water safety. The serious walleye fisherman demands all these qualities in his boat. That's why you'll be seeing more

and more of our PikeMaster 160's and Trollers where the big mooneyes are running.

All have standard tiller steering, perfect for backtrolling. Three upholstered pedestal seats allow anglers to stay and fish hard for long hours in maximum comfort.

PM 160



Specifications

	FM 160
Center Length	16'½"
Beam	76½"
Transom Height	L Shaft
Rec. Capacity Lbs.	1350
Rec. Cap. Pers. Lbs.	6-750
Maximum H.P.	90
Weight Systems Dry	610
Al. Bottom Gauge	.080
	PM 160
Center Length	16'5"
Beam	74"
Transom Height	L Shaft
Rec. Capacity Lbs.	1300
Rec. Cap. Pers. Lbs.	6-750
Maximum H.P.	50*
Weight Systems Dry	625
Al. Bottom Gauge	.080





Bass V

Just the best.

Bassers will find the Bass V 170 and smaller V 150 to be **the best aluminum bass boats on the market**. They have the kind of stable fishing platform and running performance that prompted the editor of a major bass magazine to say that using our boat was 'stepping up from fiberglass'.

There's the low profile that won't let the wind

push you around plus the light weight saves tow vehicle gas on the way to your favorite water. The modified vee hulls literally leap on plane and slice through waves.

Storage? Enough for the most tackle-laden basser. Plus there are huge, aerated livewells (two in the V 170), and full marine carpeting.

Quite simply, when it comes to aluminum bass boats, buying a Bass V is buying the best.

BV 150

BV 170





Bass Boss

BB 150

BB 160

Specifications

BV
150

BV
170

Restyled for '86.

This year's BB 160 features two aerated live-wells, a bigger front casting platform and folding cockpit seats.

Starcraft's fishing engineers have made the hull longer, and given it a vee design to cut through the meanest chop.

Both Bass Bosses have tougher-than-ever hulls, running lights, bilge pumps, removeable pedestal seats, and marine-grade carpeting.

Compare with others, and see why Starcraft's Bass Bosses have taken charge of the economy bass boat market.



Specifications	BV 150	BV 170
Center Length	15'5¼"	17'6"
Beam	72"	74¼"
Transom Height	L Shaft	L Shaft
Rec. Capacity Lbs.	1050	1250
Rec. Cap. Pers. Lbs.	4-500	4-600
Maximum H.P.	80	115
Weight Systems Dry	580	670
Al. Bottom Gauge	.080	.080
	BB 150	BB 160
Center Length	16'	16'
Beam	62¾"	70"
Transom Height	L Shaft	L Shaft
Rec. Capacity Lbs.	825	950
Rec. Cap. Pers. Lbs.	3-450	4-525
Maximum H.P.	50	70
Weight Systems Dry	500	605
Al. Bottom Gauge	.072	.072



Superfisherman

Versatile, open fishing boats for big water.

Fishermen who want big water durability in a boat that trailers like a charm choose a Starcraft Superfisherman. And when the fish aren't biting, these tough Starcrafts become 'superskiers' and 'super-cruisers'.

The 16- and 18-footers that make up the Superfisherman line come standard with a walk-through windshield, vertical rod holders and aerated livewell. There's even an interior light that makes night fishing that much easier.

The floor and decks are covered with marine



grade carpeting, and there's plenty of storage space throughout each boat.

Options include a convertible top with boot and bow tonneau for dry rides in wet weather.

When it comes to a versatile, well-equipped boat for serious fishing — and not so serious cruising and skiing — it comes to Superfisherman.

SFM 160

SFM 180





Seafarer Dlx

SF 14 DLX.

SF 16 DLX.


Loaded for fishing in style.

Whatever your quarry, you'll chase it in comfort in a Starcraft Seafarer Deluxe.

Both the 14- and 16-foot models feature side console, aerated livewell, bow storage, side locker and a front plate suitable for a trolling motor.

Fishermen especially will appreciate the flat floor and three bench seats, all covered with non-skid vinyl. And there are two optional fold-down seats to further increase fishing pleasure.

The Seafarer Deluxes. Lots of creature comforts on solid fishing boats.



Specifications

SFM
160

SFM
180

Center Length	16'½"	18'3½"
Beam	76½"	79¼"
Transom Height*	L Shaft	L Shaft
Rec. Capacity Lbs.	1500	1800
Rec. Cap. Pers. Lbs.	6-900	8-1200
Maximum H.P.	90	140
Weight Systems Dry	650	900
Al. Bottom Gauge	.080	.080

SF

14 Dlx.

SF

16 Dlx.

Center Length	14'6¼"	16'2¾"
Beam	67"	67"
Transom Height*	S/L Shaft	S/L Shaft
Rec. Capacity Lbs.	1020**	1220**
Rec. Cap. Pers. Lbs.	5-705**	6-850**
Maximum H.P.	35	40
Weight Systems Dry	324	370
Al. Bottom Gauge	.065	.065

*L-Long, S-Short

**Short Shaft Transom Installations Reduce Recommended Capacity, Lbs.

America's first choice for a first boat.

When it's time to get off the bank and into a boat, American fishermen turn to Starcraft. They've come to appreciate the outstanding stability and quality that delivers year after year.

Like all Starcrafts, our open Seafarers have a durable, one-piece hull, with the split seat models featuring a non-slip floor. The Seafarers also offer optional paint and graphics.

Seafarer



SF 14



SF 14 SS



SF 16



SF 16 SS



Sealites have been especially popular with the cartopper crowd for their light weight toughness.

And first-time buyers are bound to find a boat suited exactly to their needs from among our 11 Jon Boat models.

Sealite



SL 12



SL 14



1430-10



1430-12



1430-14



1532-12

Jon Boats



1532-14



1836-14



1836-14 WW



1942-15



2048-14



2048-16



2048-16 DLX

	SF 14	SF 14 S.S.	SF 16	SF 16 S.S.	SL 12	SL 14	1430 -10	1430 -12	1430 -14	1532 -12	1532 -14	1836 -14 & W.W.	1942 -15	2048 -14	2048 -16	2048 -16 DLX
Specifications	SF 14	SF 14 S.S.	SF 16	SF 16 S.S.	SL 12	SL 14	1430 -10	1430 -12	1430 -14	1532 -12	1532 -14	1836 -14 & W.W.	1942 -15	2048 -14	2048 -16	2048 -16 DLX
Center Length	14'6 1/4"	14'6 1/4"	16'2 3/4"	16'2 3/4"	11'7"	13'6 1/2"	9'11 1/2"	11'6"	13'6"	12'	14'	13'10 1/4"	14'11 1/2"	13'11 1/2"	15'11 1/4"	15'11 1/4"
Beam	67"	67"	67"	67"	58 3/4"	58 3/4"	45"	45"	45"	47 1/2"	47 1/2"	56"	64"	70"	70"	70"
Transom Height*	S/L Shaft	S/L Shaft	S/L Shaft	S/L Shaft	S Shaft	S Shaft	S Shaft	S Shaft	S Shaft	S Shaft	S Shaft	S Shaft	S Shaft	S Shaft	S Shaft	S Shaft
Rec. Cap. Lbs.	1020**	1020**	1220**	1220**	600	680	280	380	470	440	525	660	810	900	1065	
Rec Cap Pers Lbs	5-705**	5-705**	6-850**	6-850**	3-425	4-490	2-225	2-285	2-300	3-340	3-350	3-440	4-590	5-680	6-750	6-750
Max H.P.	35	35	40	40	10	15	3	5	8	7	10	20	25	25	35	25
Wt. Systems Dry	212	324	245	370	108	126	75	80	94	96	110	142	220	228	250	335
Al. Bottom Gauge	.065	.065	.065	.065	.051	.051	.043	.043	.043	.050	.050	.060	.072	.072	.072	.072

*L-Long, S-Short **Short Shaft Transom Installations Reduce Recommended Capacity, Lbs.

Standards & Options

	ISL 261V	ISL 221V	ISL 220V	ISL 221	ISL 191V	ISL 190V	MR 220V	MR 210	MR 180	MR 160	FM 160	CSF 221	CSF 191	PM 160	TR 140	TR 160	BV 170	BV 150	BB 160	BB 150	SFM 160	SFM 180	SF 16 DLX	SF 14 DLX	SF 14 S.S.	SF 16 S.S.	SF 14	SL 12	SL 14	2048-16		
Side Storage	X	X	X	X	X	X						X									X	X	X	X	X	X				X		
In-Floor Storage (Keylocks Optional)			X			X	X				X						X	X				X	X	X	X	X	X					
Stern Storage (L-Lockable)	L	L	L	L	L	L	L	L	L								X	X							L	L						
Bow Storage (L-Lockable)							L	L	L	L	L				L	L	X			X	X	X	X									
Lockable Rod Storage							X				X			X		X	X															
Open Rod Storage	X	X	X	X	X	X		X	X	X	X	X			X		X	X	X	X	X	X	X									
Battery Hold-Down W/Tray	X	X	X	X	X	X	X	X	X	X	2	X	X	2	0	0	2	2				2	2	1	1							
Vinyl Flooring	X	X	X	X	X	X	X	X	X	X														X	X	X		X				
Marine Grass Carpeting											X			X	X	X	X	X	X	X	X	X	X								X	
Sliding Fold-Down Swivel Seat																								2-0	2-0	2-0	2-0	2-0				
Fold-Down Seat				2	2	2	0	1*	0		3*			2*	1*	1*	4	4	4	4	4	3*	3*									
Bucket Seats	2	2	2								2																					
Bench Seats																							3				4	3	3	3	3	2
Stern Seating	0	0		0	0						X	X																				
2-Way Helm Seat							X	0	X	X			X																			
Shift/Throttle Control (B-Binnacle)	B	B	B	X	X	X	B	B	B	B		X	X																			
Command Instrumentation	X	X		X	X						X	X																				
Built-In Fuel Tank W/Gauge	X	X	X	X	X	X	X	X				X	X										X									
Speedometer			X			X	0																									
Tachometer			0			0	0																									
Volt Meter			0			0																										
Bilge Pump (A-Automatic)	A	A	A	A	A	A	X	X	X	X	X	A	A	X	0	0	X	X	X	X	X	X	X									
Aerated Livewell (D-Divided)							X	X	X	X	X			X			2	X	D	X	X	X	X	X	X						X**	
Ice Well W/Drain							X					X																				
Motor Well Board (T-Teak)			T			T	T	0	0	0				X		X																
Transom Curtain	X			X	X						X			X								X	X									
Trolling Motor/Plug											X			X			X	X					X	X								
Painted Exterior (S-Side Only)	X	X	X	X	X	X	X	S	S	S	S			S	S	S	S	S	S	X	X	X	S	S	S	S	S	S	S	S	X	
Bow Rails (S-Stainless Steel)	S	X	X	0	S	S	S	X	S	S		S	S									S	0	S	0							
Interior Light							X	X	X	X	X	X			0	0						X	X									
Running Lights	X	X	X	X	X	X	X	X	X	X	X	X	X	X	0	0	X	X	X	X	X	X	X	X	X	X						
Stainless Steel Steering Wheel	X	X	X				X	0	0	0		X	X																			
Carpeted Hull Sides	X	X	X	X	X	X	X	X	X	X				X		X	X	X	X				X	X				0			X	
Side Steering Console											X			0			X	X	X	X				X	X	0	0					
Waterline Stripe	0	0	0	0	0	0	0	0	0	0	0	0										0	0									
Sleeper Seats		0	0																				0	0							X	
Vinyl Seat Tops																								X	X	X	0	X				
Teak Outrigger Package	0	0	0	0	0	0	0	0	0	0																						
Teak Swim Platform	0	0		0	0	0						0											0	0								
Stern Swim Ladder	0	0		0	0	0						0																				
Convt. Top W/Boot/Side&Aft Curt.	0	0	0	0	0	0						0	0										0	0								
Full Camper Canvas	0	0	0	0																												
Tie-Up Cleats	X	X	X	X	X	X	X	X	X	X	X	X	X	X		X	X	X				X	X									
Windshield	X	X	X	X	X	X	X	X	X	X	0	X	X	0			0	0					X	X								
Rack & Pinion Steering	X	X	X	X	X	X	X	X	X	X	X	X	X				X	X					X	X								
Bow Tonneau/Walk-Thru Curtain																							0	0								
Bimini Top							0	0	0	0																						
Teak Floor Storage Lid											0												0	0								
Air-Ride Pedestal											0			0	0	0	0	0					0	0								

*Additional Seat(s) Available **Wet Well is Standard

Note: All open fishing boats and jon boats have bow and stern lifting handles, oar locks, and an anti-skid painted interior. The 1942-15, 2048-14, and 2048-16 can be equipped with an optional side steering console. An optional full aluminum transom cover is available on the 1942-15, 2048-14, 2048-16, and 2048-16 Deluxe.

Additional Aluminum Cruiser Standard Features Include: Teak step pads, interior teak package, deluxe bow hatch, cabin bunk storage, upholstered V-berth cushions

and sidewalls, cabin light, windows, and curtain tracks. Cabin top rails are optional on ISL 221, 190V, and 191V. Hydraulic trim tabs are standard on the ISL 261V. Foot-rest storage boxes are standard on the ISL 191V and 190V. Starboard-side windshield wiper is standard on all models except ISL 221.

Fiberglass Cruisers Also Have These Standard Features: Bow chocks, fender locks, self-draining fiberglass inner liner (CSF 221 only), ice wells, convertible top w/boat, and drink holders.

Cruiser Options Include:

Cabin curtains, port-side windshield wiper, and permanent mount head w/pump out. Fiberglass swim platform and port seat storage box are available on the CSF 221 Offshore. Big water package includes spotlight horn, hour meter, and compass.

Starcraft Company is a member in good standing of the Boating Industry Association. All Starcraft boats meet or exceed the standards established by B.I.A. for flotation, fuel systems, ventilation, electrical and safety as evidenced by the B.I.A. seal affixed to every Starcraft boat. They are in compliance with all Federal and State

regulations regarding boat safety, construction and identification. Dimensions, capacities, ratings and additional specifications plus complete warranty and service information are available from your Starcraft dealer. All product illustrations and data within this catalog are based upon information available at the time of publication. Due to publication errors, on-going product modifications and/or component part availabilities, Starcraft reserves the right to make changes without notice or obligation. You are advised to consult your local Starcraft dealer for most current product specifications prior to purchase. Some of the equipment shown separately or on products illustrated in this catalog may be optional at extra cost.

Dealer Imprint



©1985 Printed in U.S.A.



Starcraft Marine
W. Michigan St.
P.O. Box 338
Topeka, IN 46571
Phone: (219) 593-2550

Starcraft Southern Operations
Illinois Ave.
P.O. Box 277
Delhi, LA 71232
Phone: (318) 878-2433