

STARCRAFT

M A G A Z I N E

 07

THE 2007 LINEUP



+ IN THIS ISSUE:

PONTOONS | DECK BOATS | RUNABOUTS

VOLUME 104 | JANUARY/DECEMBER 2007


"1 On The Water"



INTRODUCING THE HOTTEST BOATS ON WATER.

This year, Starcraft pulled out all the stops. Whether you're looking for an aluminum fishing, fiberglass or pontoon boat, we're sure to have something to get you all fired up — and spark a bit of jealousy from fellow boaters. Of course all our boats come with the unbeatable Starcraft quality. We stand behind our construction 100%. And we're just as committed to safety, continuing to set new standards for you and your family. We also offer innovation, finding new ways to enhance our boats' performance, comfort and versatility year after year. So while other companies play catch-up, we're leading the way. We lead the way with value, too, with more

standard features and generous packages. Speaking of generous, we offer the widest range of aluminum fishing boats, pontoon and fiberglass pleasure craft — all inspired from feedback from our customers. And finally, there's family and heritage. We've been building quality boats for more than 100 years. Generation after generation, we continue to be a family business. So we know firsthand how much you value your time with friends and loved ones. It's behind everything we do. Now it's time to sit down and buckle yourself in. You're about to experience the hottest boats on the water. The 2007 lineup from Starcraft.

CONTENTS

07 DECK BORTS	6	07 RUNABOUTS	32	07 PONTOONS	56	07 ARTICLES	
Construction	8	Construction	34	Construction	58	Boating Safety	4
Standards & Options	10	Standards & Options	36	Standards & Options	60	Family Fun	30
CLA	12	Limited I/O & Cuddy	38	Majestic	62	Tow Zone	52
Aurora Star Step	14	Limited RE	40	Elite Sport	64	Captain's Log	82
Limited DC I/O	16	Limited I/O	42	Elite	66	Boating Glossary	86
Limited DC OB	18	Limited Fish	44	Elite Weekender and Camper Enclosures	68	Kids Club	87
Limited Low-Profile I/O	20	Limited OB	46	Standards & Options	70		
Limited Low-Profile OB	22	Full Lineup	48	Starfish	72		
Flat Deck	24	Cruiser 2650 I/O Express	54	Limited	74		
Full Lineup	26			Classic	76		
				Full Lineup	78		

BOATING SAFETY

STARCRRAFT 07



A PRE-LAUNCH CHECKLIST.

At the beginning of each boating season, there's a list of necessary maintenance steps and safety checks. However, there are also some quick checks you should do every time you put your boat in the water.

- + Top off the fuel tank. Believe it or not, running out of fuel is the biggest single boating hazard.
- + Perform a cursory overall inspection. We're not talking about an hour-long inspection, just a quick once-over.
- + Check the bilge, looking for water or fuel.
- + Test all systems. Before loading, make sure the engine, blower, bilge pump and lights are all running smoothly.
- + Don't forget to insert the drain plug. It sounds obvious, but go ahead and check it anyway.

ONE FOR EVERYONE.

Federal law requires that you carry at least one wearable (Type I, II or III) Personal Flotation Device (PFD) for each passenger, as well as one throwable (Type IV) PFD. There are many different styles, designed to be comfortable for every activity. And most importantly, each passenger should have one that fits properly, especially children and non-swimmers.

MERCURY
"1 On The Water"

SAFETY TIPS

When most people think boating, they think of great times with family and fun out on the water. Fishing, skiing, laughing, swimming, cruising and tubing. The top of the list doesn't usually include

safety. But, as the owner and captain of the boat, that needs to be the first thing on your mind. Luckily, a few rules go a long way to making sure that your day boating is safe and fun for everyone.



LOADING UP.

A great ride starts with taking the time to get everyone safely onboard and situated. To begin with, never overload. The boat's capacity in both pounds and persons is clearly displayed on the certification plate. In addition, your boat's performance depends on both the weight and distribution of its load. Passengers should be distributed equally, from right to left and front to back — with particular attention given to the amount of weight in an open bow. And always remember to take into account the additional weight of livewells, coolers, skis and other gear.

LAUNCH TIME.

A smooth launch is easy. Start by stopping in a parking area near the ramp so you can prepare without rushing or blocking traffic.

- + Remove the trailer-to-motor supports.
- + Remove the tie-downs.
- + Load and store the gear you want to bring on your boat.
- + Don't forget to insert the drain plug.

Now you're ready for the ramp.

- + Get in launch position.
- + Disconnect the bow safety chain hook from the bow eye.
- + Disconnect trailer wiring from your vehicle.
- + Proceed with launching instructions for your type of trailer — located in the trailer's owner's manual.



DECK BOATS

With plenty of power, killer looks and jaw-dropping performance, Starcraft's 2007 line of deck boats is built to thrill from the start. Every one of these versatile beauties features our exclusive dihedral vee-hull design for a smooth, dry ride. The unique rounded bow allows for larger platforms and deep cockpit areas, so there's plenty of room onboard. And with the power and dependability of Mercury motors, you'll be flying across the water in no time. But the thrills don't stop there. Discover unexpected delights, like soft, luxurious upholstery, cool instrumentation and tempting options.

Details such as premium AM/FM stereo with an auxiliary port for an mp3 player, stainless steel rub rails and pull-up cleats make our entire line second to none. Of course, we're committed to making our boats as safe as they are gorgeous, meeting or exceeding all U.S. Coast Guard requirements. Our hulls are foam injected for an extra layer of safety on the water. While fiberglass, not just on the boats, but on integral parts including footrests, dashes and livewells, adds strength and integrity throughout. So when you're ready for a real thrill ride, climb aboard a Starcraft deck boat.



CONSTRUCTION 07

STARCRAFT DECK BOATS



THE STARCRAFT DIFFERENCE:

FIBERGLASS CONSTRUCTION

Never content to settle for second best, we put countless hours of meticulous work into the construction of every one of our fiberglass boats. We begin by applying 10 coats of wax to the molds for maximum body and transom strength. Then, we use a 24-ounce woven roving fiberglass and a six-inch overlap between the hull and deck for greater strength and a tighter fit. Next is the application of 22 mils of high-elongated gel coat, sprayed to exacting specifications. Finally, each hull is inspected and weighed for consistency to ensure it meets our exacting standards. It may take a lot of time, but the end result is one beautifully built boat.

- 1 22 mils ISO-NPG Gel Coat
- 2 1-1/2 oz. Fiberglass Mat
- 3 60 mils of Fiberglass Mat
- 4 2 mils Coremat
- 5 18 oz. Bi-Axial Fiberglass



MERCURY
"1 On The Water"

NOW THERE'S NO HOLDING BACK.

Deck boats are all about versatility. And Starcraft certainly doesn't disappoint with a full line of deck boats that can do it all. It begins with our one-of-a-kind construction. For example, our exclusive dihedral vee-hull design and construction virtually eliminates the rough ride and rocking motion of other deck boats. The construction affects everything from performance to ride and ensures that your boat will last for years. In fact, we offer a lifetime limited warranty on our hull. So when you're flying across the water having a great time, remember that we've got your back.



What goes into our fiberglass construction? Ten coats of wax, 22 mils of ISO-NPG gel coat, numerous inspections, and countless hours of meticulous work to ensure the end results match the original design.

B UPHOLSTERY

Our high quality 35 oz. vinyl upholstery features stylish Euro top stitches for a unique look and self-draining foam for long-lasting durability.

B FIBERGLASS COMPOSITE STRINGER SYSTEM

To extend hull life and protect the overall integrity of our boats, we completely encapsulate all the components of our integrated stringer system. (OB only.)

C SELF-BAILING COCKPIT

Our deck boats feature high, self-bailing cockpits to help keep the cockpit dry even in rough water. (OB only.)

D COMPOSITE LIDS

Easy-to-lift, lightweight composite lids eliminate creaking or cracking for a quieter ride. Rounded edges add safety, too.

E HULL DESIGN

Starcraft's revolutionary modified dihedral vee hull design changes everything. Virtually eliminating the rough ride and rocking motion of other deck boats, the air injection vents provide the smoothest, driest and most stable ride possible. And, our generous lifetime hull warranty gives you peace of mind.



STARCRAFT WARRANTY

Starcraft offers a variety of outstanding warranties on our boats. Most of our deck boats come with a lifetime limited hull warranty, a five-year blister warranty, a five-year limited warranty on the optional marine grade carpet and a three-year limited warranty on upholstery vinyl. For complete warranty information on any particular deck boat, contact your Starcraft dealer.

- 1 **DRIVER'S CONSOLE.** Starcraft deck boats feature our signature silver metallic dash with domed gauges, a custom tilt wheel and optional winddynamic windshield.
- 2 **HELM SEAT WITH BOLSTER.** The striking bucket-style helm seat with flip-up bolster features an adjustable rider and locking mechanism on most models.
- 3 **HEAD/CHANGING ROOM.** The large, lighted changing room with Porta-Potti® and locking door is great for those long afternoons on the water.
- 4 **AUXILIARY PORT.** Starcraft boats come with an AM/FM radio with auxiliary port for mp3 players.
- 5 **COOLER.** Bring along your favorite refreshments without taking up deck space. This large 36-gallon removable cooler stows safely out of the way.
- 6 **SUNDECK.** The large, padded sundeck leads to a large stern swim deck with boarding ladder for easy access to the water.
- 7 **IN-FLOOR STORAGE.** The jumbo door on the in-floor storage makes it easy to load and unload all your gear, keeping everything safely stowed away.
- 8 **BOW PLATFORM.** Our deck boats have spacious bows with a cushioned seating area, storage underneath, plus a platform with boarding ladder.

STANDARDS





& OPTIONS

- 1 **SNAP-IN CARPET.** Versatile snap-in carpet gives your boat an upscale feel. It removes in an instant for cleaning or for days spent fishing.
- 2 **COCKPIT COVER.** A factory installed cockpit cover keeps your boat clear of debris and adds another layer of safety when trailering or storing your boat.
- 3 **GPS.** You'll never have to guess where you are, or where you're headed, with this in-dash mounted Global Positioning System (GPS).
- 4 **ROD STORAGE.** Take your fishing rods along without worry with the convenient starboard rod storage area.
- 5 **TRAILER.** Starcraft offers several trailer choices including the Illusion custom welded trailer with 20" tires shown here. Check with your dealer for options.
- 6 **SWIM PLATFORM.** Put a smile on the face of everyone in your crew who loves getting into the water with this optional extended swim platform with integrated boarding ladder.
- 7 **WAKE TOWER.** Turn your boat into a ski machine with the addition of a wake tower designed especially for our boats for the ultimate fit.
- 8 **BIMINI TOP.** Get protection from the sun and make your boat look great, too, with our easy-to-operate bimini tops available in a variety of colors.


CLA 2310 I/O



MERCURY
"I On The Water"

AWE-INSPIRING BEAUTY AND PERFORMANCE.

Night or day, on the trailer or in the water, the sheer beauty of this boat is undeniable. Smooth lines are accented by distinctive stainless steel trim. Inside, its elegance is apparent in the spacious cockpit and comfortable seating. On the water, the CLA delivers high-velocity performance. Even when motionless it creates a stir, as the extended stern swim platform and bow platform become hubs of activity as everyone makes the most of the water.



CLA 2310 I/O

STARCRRAFT 2007

CLA 2310 I/O SPECIFICATIONS

	2310 I/O
Max HP	320
Fuel Capacity (gallons)	51
Length (w/out platform)	21' 7"
Beam	102"
Weight (boat only) (lbs.)	2550
Capacity (persons/lbs.)	(12) 1700
Capacity (lbs.)	1890
Inside Depth	23"
Transom Width	94"
Chine Width (at transom)	88"
Transom Height (for engine)	N/A
Boat Motor and Trailer Length	25' 11"
Package Weight (w/out power)	4100
Deadrise (deg. at transom)	13



COLOR OPTIONS: Black Teak/White Marine, Lt. Teak/White Marine, Lt. Marine Blue Marine

See color samples on page 84.



DRIVER'S CONSOLE. Modern styling with full instrumentation and an in-dash Lowrance® GPS makes the console something special.



HELM SEAT. Drivers can position themselves perfectly in the bucket helm seat, featuring an adjustable slider and locking swivel with flip-up bolster.



MULTI-POSITION SEATING. For maximum versatility, the port L-group seating has a multi-position backrest that converts into a chaise lounge.



SUNDECK LOUNGE. A fold-out backrest adds to the comfort of the large stern sundeck.

AURORA STAR STEP 200 I/O



MERCURY
"1 On The Water"

STEP UP TO SUPERIOR PERFORMANCE.

Our unique stepped hull design makes a big impact on performance. You'll feel the difference right away with superior handling in low speeds. As you gain momentum, the enhanced performance continues for a ride you won't forget. Available in side or dual console models, these luxurious I/O deck boats are loaded with plush features. And they have plenty of room for the entire family, plus all the stuff they bring along.



SS 200 I/O



SS 190 I/O

Starcraft SS 200 I/O

AURORA STAR STEP SPECIFICATIONS

	221 I/O	200 I/O	191 I/O
Max HP	425	260	220
Fuel Capacity (gallons)	51	51	51
Length (w/out platform)	21' 7"	20' 4"	19'
Beam	102"	102"	102"
Weight (boat only) (lbs.)	2945	2325	2250
Capacity (persons/ft.)	(13) 1850	(12) 1700	(10) 1400
Capacity (ft.)	1900	1890	1695
Inside Depth	32"	30"	30"
Transom Width	94"	94"	94"
Chine Width (at transom)	90"	86"	86"
Transom Height (for engine)	N/A	N/A	N/A
Boat Motor and Trailer Length	25' 4"	25' 11"	25' 11"
Package Weight (w/out power)	4705	3850	3785
Deadrise (deg. at transom)	17	13	13

COLOR OPTIONS:

White with Red or Black accents, or White with Black accents. See color samples on page 84.



DRIVER'S CONSOLE. The sophisticated custom-molded black vinyl-wrapped dash with black gauges is exclusive to the step hull boats.



IN-FLOOR STORAGE. The jumbo door on the in-floor storage makes it easy to load and unload skis, boards and other gear.



ADJUSTABLE SUNDECK. Go ahead and get comfortable with the fold-out backrest on the sundeck.



STEP HULL. You can see the unique stepped plane hull design which provides superior performance and handling.

DECK BOATS

LIMITED DC I/O 2410 IO



MERCURY
On The Water

NOW YOU'VE HIT THE BIG TIME.

Discover what boating should be with a deck boat that brings it all together. Bold, sporty style meets with refined luxury. Standard features include a refreshment center with sink and faucet, a freshwater shower and a ski tow ring. And you get exceptional handling thanks to the wide reverse chine vee hull design. Rethink your ideas of boating as you discover a whole new level of performance, style and comfort.

STARCRAFT 2007 LIMITED DC I/O SPECIFICATIONS

	2410 I/O	2310 I/O	2210 I/O	2010 I/O
Max HP	425	320	425	260
Fuel Capacity (gallons)	51	51	51	51
Length (w/out platform)	24' 1"	21' 7"	21' 7"	20' 4"
Beam	102"	102"	102"	102"
Weight (boat only) (lbs.)	2175	2550	2945	2375
Capacity (persons/lbs.)	(13) 1850	(12) 1700	(13) 1850	(12) 1700
Capacity (lbs.)	1900	1690	1900	1890
Inside Depth	32"	33"	32"	30"
Transom Width	94"	94"	94"	94"
Chine Width (at transom)	90"	88"	90"	86"
Transom Height (for engine)	N/A	N/A	N/A	N/A
Boat Motor and Trailer Length	29' 10"	25' 11"	25' 4"	25' 11"
Towing Weight (with standard power)	5025	4100	4705	3840
Decktie (deg. at transom)	17	13	17	13

COLOR OPTIONS: **Signature Blue** | **Marine Red** | **Cherry Yellow**

See color samples on page 64.

OPTIONAL CONVENIENCE PACKAGE: **Refreshment Center** | **Shower** | **Storage** | **Trailer**



2410 I/O



2310 I/O



2210 I/O



2010 I/O



DRIVER'S CONSOLE. The sophisticated style continues with the silver metallic dash with domed gauges and a custom tilt wheel with rack and pinion power steering.



HEAD/CHANGING ROOM. The large, lighted changing room includes a Porta-Potti® and a locking door.



STERN SEATING. An integrated chaise lounge wraps around the stern with storage underneath.



BOW PLATFORM. The bow has cushioned seating area with storage underneath plus a platform with boarding ladder.

LIMITED DC OB 2410 OB



MERCURY
The Best The World

THE POSSIBILITIES ARE LIMITLESS.

Climb aboard this versatile deck boat for a day of fun without boundaries. The wide reverse chine vee hull combines superior handling and performance with the stability of a pontoon. Get out early for skiing with the optional ski tow ring. Then, load her up and spend the day cruising and swimming with stern and bow swim steps and platforms. A generous 51-gallon fuel tank means you can stay out on the water until the sun sets.



2410 OB



2210 OB



2010 OB

STARCRRAFT 2007 LIMITED DC OB SPECIFICATIONS

	2410 OB	2210 OB	2010 OB
Max HP	250	250	200
Fuel Capacity (gallon)	51	51	51
Length (w/out platform)	24' 1"	21' 6"	20' 4"
Beam	102"	102"	102"
Weight (boat only) (lbs.)	3075	2840	2365
Capacity (persons/lbs.)	(13) 1850	(17) 1725	(12) 1700
Capacity (lbs.)	2820	2500	2485
Inside Depth	32"	32"	30"
Transom Width	94"	94"	94"
Chine Width (at transom)	90"	90"	86"
Transom Height (for engine)	25"	25"	20"
Boat Motor and Trailer Length	30' 7"	26' 2"	25' 11"
Towing Weight (with standard power)	4486	4166	3640
Deadrise (deg. at transom)	17	17	13

COLOR OPTIONS: [View Color Selection](#) | [View Boat Hull](#) | [View Interior](#)
[Decking Options](#) | [Accessories](#) | [See color samples on page 84.](#)

OPTIONAL CONVENIENCE PACKAGE

Available on the 2010 OB Limited DC OB. Includes: Porta-Potti® with lighting and performance, 2000 lbs. storage, 200 lbs. storage, 200 lbs. storage, 200 lbs. storage.



DRIVER'S CONSOLE. The stylish dash includes an AM/FM stereo with auxiliary port for an mp3 player.



HELM SEAT. The plush bucket helm seat is on adjustable sliders with locking swivels. A flip-up bolster ensures a proper sight line for drivers.



HEAD/CHANGING ROOM. The large, lighted changing room with Porta-Potti® on the 2410 OB and 2210 OB models allow you to stay out all day.



REAR ENTRY. Our Limited OBs feature an extended swim platform with boarding ladder.

LIMITED LOW PRO I/O 2000 I/O



STARCRAFT

MERCURY

WHEN YOU'RE READY TO KICK IT UP A NOTCH.

Go way past ordinary with a deck boat that has it all — sporty looks, spacious seating, ample storage, cool features and unbeatable performance. We start with Starcraft's revolutionary wide reverse chine vee hull made with 24-ounce woven roving fiberglass with six-inch overlap. So you get superior handling, outstanding stability and lasting durability. Then we top it off with a spacious cockpit with room for playing or relaxing. And, to make a great boat even better, we offer many attractive options.

STARCRRAFT 2000 > LIMITED LOW PRO I/O SPECIFICATIONS

	2015 I/O	2000 I/O
Max HP	320	260
Fuel Capacity (gallons)	51	51
Length (w/out platform)	20' 4"	20' 4"
Beam	102"	102"
Weight (boat only) (lbs.)	2380	2325
Capacity (persons/lbs.)	(12) 1700	(12) 1700
Capacity (lbs.)	1890	1890
Inside Depth	30"	30"
Transom Width	94"	94"
Chine Width (at transom)	86"	86"
Transom Height (for engine)	N/A	N/A
Boat Motor and Trailer Length	25' 11"	25' 11"
Towing Weight (with standard power)	3550	3930
Deadrise (deg. at transom)	13	13

COLOR OPTIONS: **Standard Blue** | **Wicked Red** | **Covert Yellow**
Midnight Black | **Aggressor** | See color swatches on page 94.



2015 I/O



2000 I/O

OPTIONAL CONVENIENCE PACKAGE

Available on the 2015 I/O. Includes a swim platform, sunbather, and a rear entry with boarding ladder. See dealer for details.



DRIVER'S CONSOLE. The eye-catching console features a silver metallic dash with domed gauges, a custom tilt wheel and an aerodynamic windscreen on the single console models.



HELM SEAT. The comfortable bucket helm seat features an adjustable slider and locking swivel.



SUNDECK. Take a dip off the integrated or extended swim platform. Then dry off and warm up on the large sundeck.



REAR ENTRY. Swimmers and skiers alike will appreciate the convenience of the rear entry with boarding ladder.

LIMITED LOW PRO 08 2000 08



MERCURY
*1 On The Water.

SOMETIMES YOU JUST GOTTA GO ALL OUT.

Full throttle fun. That's what the Limited Low Pro OB is all about. Sporty and stylish, it combines superior handling and exceptional stability with a spacious cockpit. Slow down and enjoy the water with integrated swim steps, or drop a line, relax in the comfy seats and wait for a bite. Add a wake tower and ski tow ring and you've got another reason to ramp it up again. Also coming soon! The all new 2170 OB Center Console.

LIMITED LOW PRO OB SPECIFICATIONS

	2170 OB CC	2015 OB	2009 OB	2000 OB	1915 OB
Max HP	250	225	225	200	200
Fuel Capacity (gallon)	51	51	51	51	51
Length (incl. platform)	21' 6"	20' 4"	20' 4"	20' 4"	19'
Beam	102"	102"	102"	102"	102"
Weight (boat only) (lbs.)	2840	2405	2405	2315	2250
Capacity (persons/ft.)	(12) 1725	(12) 1700	(12) 1700	(12) 1700	(10) 1400
Capacity (ft.)	2500	2485	2485	2485	2250
Inside Depth	32"	30"	30"	30"	30"
Transom Width	94"	94"	94"	94"	94"
Clow Width (at transom)	90"	86"	86"	86"	86"
Transom Height (to engine)	25"	25"	25"	20"	20"
Boat Motor and Trailer Length	26' 2"	25' 11"	25' 11"	25' 4"	25' 11"
Trailer Weight (with standard power)	4166	3590	3680	4705	3510
Deadrise (deg. at transom)	17	13	13	17	13

COLOR OPTIONS: Canyon Blue | Western Red | Candy Yellow

STYLING: See color samples on page 84.

OPTIONAL CONVENIENCE PACKAGE: Available on the 2000 OB and 1915 OB. Includes a cooler, rod storage and transom ski, swim and tie-downs.



2015 OB



2009 OB



2000 OB



1915 OB



DRIVER'S CONSOLE. Available in both dual and starboard console models, the Low Pro features our signature silver metallic dash with domed gauges and a custom tilt wheel.



HELM SEAT. The striking helm seat features a comfortable bucket-style design and a flip-up bolster.



COOLER. There's no need to crowd the deck with carry-on coolers. This large, 36-gallon, removable cooler stows safely and neatly out of the way.



ROD STORAGE. Take your fishing rods along without worry with this optional rod storage area.

FLAT DECK FD 161



MERCURY
"1 On The Water"

WHO SAID YOU CAN'T HAVE IT ALL?

Take lots of open floor space and generous seating, add in an exclusive wide reverse chine hull design and you get Starcraft's flat deck boats. Designed to seat up to 12, these flat decks have the muscle to power your favorite tow sports, too. It's like having two boats in one. What's more, docking and boarding is a breeze with multiple gates made from our tough powder coated 1-1/4" aluminum fence rails.

STARCRRAFT 2007 FLAT DECK SPECIFICATIONS

	226	191	161
Max HP	200	200	115
Fuel Capacity (gallon)	51	51	31
Length (w/out platform)	22' 3"	19'	15' 4"
Beam	98"	102"	90"
Weight (boat only)	2850	2718	1948
Capacity (persons/ft.)	(12) 1650	(11) 1520	(9) 1250
Capacity (ft.)	2000	2250	2350
Inside Depth	27"	27"	27"
Ternum Width	94"	94"	87"
Chine Width (at ternum)	87"	87"	80"
Ternum Height (for engine)	20"	20"	20"
Boat Motor and Trailer Length	36' 11"	25' 11"	25' 11"
Package Weight (w/out power)	3975	3975	2775
Deadrise (deg. at ternum)	13	13	20

COLOR OPTIONS: *Available in 11 Colors. See 11 Color Samples on page 84.*
See color samples on page 84.



FD 226



FD 191



FD 161



DRIVER'S CONSOLE. The starboard driver's console showcases the flat deck's sporty nature with a silver metallic dash with domed gauges with accent colored bezels.



STORAGE. Plush forward and aft chaise lounges pull double-duty with roomy storage underneath.




SUNDECK. This posh sundeck has all the room you need for sunning and relaxing.




REAR ENTRY. A ternum walk-through door and boarding ladder give you easy access to the water.

STARCRAFT
DECK
BOATS 07



LIMITED 2310 VO



CLR 2310 VO



LIMITED 2210 VO



AURORA SS 200 VO



LIMITED 2010 VO



AURORA SS 190 VO



LIMITED 2410 OB



LIMITED 2410 VO



LIMITED 2210 OB



LIMITED 2010 OB



LIMITED 2000 OB



LIMITED 2015 VO



LIMITED 1915 OB



LIMITED 2000 VO



FLAT DECK 226



LIMITED 2015 OB



FLAT DECK 191



LIMITED 2009 OB



FLAT DECK 161

SS 2011 VO, 2170 OB (L)

DECK BOATS

MERCURY
"1 On The Water"

STARCRAFT MAGAZINE 27

Flat Deck 191
Flat Deck 161

ELECTRICAL

Remote Touchpad Control for Stereo at Stern	5	O	O	O	O	O	O	O	O	O	O	O	O	O	O	O	O	O	O	O	O	O	O	O
Flush-Mount Dual Battery Switch	5	O	O	O	O	S	O	O	O	O	O	O	O	O	O	O	O	O	O	O	O	O	O	O

PLUMBING

Freshwater Sink with Pump Faucet	*	*	*	*	*	*	*	*	*	*	*	*	*	S	*	*	S	S	*	*	*	*	*
Pressurized Freshwater Shower with Sink	5	S	S	S	S	S	S	S	O	S	S	O	S	O	S	S	O	O	*	*	*	*	*
Freshwater Shower on Bow Swim Platform	5	O	O	O	O	O	O	O	O	O	O	O	O	O	O	O	O	O	O	O	*	*	*
Freshwater Shower on Stern Swim Platform	5	S	S	S	S	S	S	S	O	S	S	O	S	O	S	S	O	O	*	*	*	*	*

MECHANICAL

Rack and Pinion Steering	*	*	*	*	*	*	*	S	*	*	S	*	S	*	*	S	S	*	*	S	*	*	S
Rack and Pinion Tilt Steering	S	S	S	S	S	S	S	O	S	S	O	S	O	S	S	O	O	*	*	*	*	*	*
Tilt Hydraulic Steering	*	*	*	*	*	*	*	*	O	O	O	*	*	O	O	O	O	S	S	O	*	*	O

CANVAS

Bimini Top and Storage Boot	S	S	S	S	S	S	S	S	S	S	S	S	S	S	S	S	S	S	S	S	S	S	S
Cockpit Cover	O	O	O	O	O	O	O	O	O	O	O	O	O	O	O	O	O	O	O	O	*	*	*
Playpen Cover	*	*	*	*	*	*	*	*	*	*	*	*	*	*	*	*	*	*	*	*	O	O	O
Bow Tonneau Cover	O	O	*	*	O	O	O	O	O	O	O	*	*	*	*	*	*	*	*	*	*	*	*
Canvas Enclosure; Visor, Sides and Aft Curtain	O	O	*	*	O	O	O	O	O	O	O	O	S	*	*	*	O	*	*	*	*	*	*

OPTIONS

Wake Tower	O	O	O	O	O	O	O	O	O	O	O	O	O	O	O	O	O	O	*	*	*	*	*
Mooring Cover	O	O	O	O	O	O	O	O	O	O	O	O	O	O	O	O	O	O	O	O	O	O	O
Baitwell, 1 Fish Seat, Rod Storage	*	O	*	*	*	*	*	O	O	O	O	*	*	*	*	*	*	*	*	*	*	*	*
Baitwell, 2 Fish Seat, Rod Storage	*	*	O	*	*	*	*	*	*	*	*	*	*	O	*	S	O	*	*	*	*	*	*

TRAILER OPTIONS

Color-Coordinated Custom Welded Trailer with Swing-Away Tongue*	O	O	O	O	O	O	O	O	O	O	O	O	O	O	O	O	O	O	O	O	O	O	O
Chrome Rims, Diamond Plate Accents, LED Lighting	O	O	O	O	O	O	O	O	O	O	O	O	O	O	O	O	O	O	O	O	O	O	O
Galvanized Trailer	O	O	O	O	O	O	O	O	O	O	O	O	O	O	O	O	O	O	O	O	O	O	O

*Swing-Away Tongue N/A on 2410 KOOB S = standard O = option * = not available on this model
 Contact your local dealer for the standard and optional features available on the new Limited 2170 OB CC.



SPECIFICATIONS

STRACRAFT 191 DECK BOAT

	CLA 2310 i/O	Aurora SS 221 i/O	Aurora SS 200 i/O	Aurora SS 190 i/O	Limited 2410 i/O	Limited 2310 i/O	Limited 2210 i/O	Limited 2010 i/O	Limited 2410 OB	Limited 2210 OB	Limited 2010 OB	Limited 2015 i/O	Limited 2000 i/O	Limited 2170 OB CC	Limited 2015 OB	Limited 2009 OB	Limited 2000 OB	Limited 1915 OB	Flat Deck 226	Flat Deck 191	Flat Deck 161	
Max HP	300	457	304	204	627	309	427	304	309	309	304	309	304	304	304	304	304	304	254	204	154	
Hull length (ft)	27'8.5	27'8.5	27'4.5	19.5	31'11.5	27'4.5	27'4.5	27'4.5	31'11.5	27'4.5	27'4.5	27'4.5	27'4.5	27'4.5	27'4.5	27'4.5	27'4.5	27'4.5	27'4.5	27'4.5	27'4.5	27'4.5
Beam (ft)	10'10	10'10	10'10	10'10	10'10	10'10	10'10	10'10	10'10	10'10	10'10	10'10	10'10	10'10	10'10	10'10	10'10	10'10	10'10	10'10	10'10	10'10
Weight (lb)	550167	261183	237864	200384	315482	230197	245329	235221	355344	246382	246328	246374	225354	246382	246374	246374	246374	246374	246374	246374	246374	246374
Deck (sq ft)	12100/71	12100/71	12100/71	12100/71	12100/71	12100/71	12100/71	12100/71	12100/71	12100/71	12100/71	12100/71	12100/71	12100/71	12100/71	12100/71	12100/71	12100/71	12100/71	12100/71	12100/71	12100/71
Captain's Seat (sq ft)	180/71	180/71	180/71	180/71	180/71	180/71	180/71	180/71	180/71	180/71	180/71	180/71	180/71	180/71	180/71	180/71	180/71	180/71	180/71	180/71	180/71	180/71
Hull Depth (ft)	27.8	27.8	27.8	27.8	27.8	27.8	27.8	27.8	27.8	27.8	27.8	27.8	27.8	27.8	27.8	27.8	27.8	27.8	27.8	27.8	27.8	27.8
Lower Deck (ft)	4'10	4'10	4'10	4'10	4'10	4'10	4'10	4'10	4'10	4'10	4'10	4'10	4'10	4'10	4'10	4'10	4'10	4'10	4'10	4'10	4'10	4'10
Cheek (ft)	8'10	8'10	8'10	8'10	8'10	8'10	8'10	8'10	8'10	8'10	8'10	8'10	8'10	8'10	8'10	8'10	8'10	8'10	8'10	8'10	8'10	8'10
Lower Height (ft)	NA	NA	NA	NA	NA	NA	NA	NA	27.8	27.8	27.8	NA	NA	27.8	27.8	27.8	27.8	27.8	27.8	27.8	27.8	27.8
Deck Height (ft)	21'10	21'10	21'10	21'10	21'10	21'10	21'10	21'10	21'10	21'10	21'10	21'10	21'10	21'10	21'10	21'10	21'10	21'10	21'10	21'10	21'10	21'10
Deck Height (ft)	100/204	100/204	100/204	100/204	100/204	100/204	100/204	100/204	100/204	100/204	100/204	100/204	100/204	100/204	100/204	100/204	100/204	100/204	100/204	100/204	100/204	100/204
Decking material	U	U	U	U	U	U	U	U	U	U	U	U	U	U	U	U	U	U	U	U	U	U

FAMILY FUN

Want to get your family together for some quality time? A Starcraft deck boat is one of the best ways to do it. Perfect for almost any age, today's deck boats are versatile and powerful enough to offer a wide range of activities. So round up the family and get ready for some real fun.



FISHING

And here are a few rules to follow when coaching a first-time angler.

- + Don't use your top-of-the-line equipment. Start them out with something simple like closed-face spin-cast tackle. For children, look for special rods and reels for kids or use cane poles.
- + Fish in open water for easy-to-catch species like sunfish or catfish.
- + Be prepared to offer assistance with bait, lures and casting — many times over.
- + If your pupils are continually having trouble casting, have them simply let out their lures or bait on 100 feet or so of line and allow the boat to drift or troll slowly. This way, all they have to do is hold the rod and wait for a bite.
- + Make a commotion out of every catch. Remember, your job is to instill a love of fishing.
- + If the fish aren't biting, fire up the engine and take a little cruise. Beginners haven't adopted the "patience" of a true fisherman yet.

WATER SKIING

Here are some great tips for beginning skiers.

- + Bend your knees toward your chest, shoulder length apart, holding the rope between your knees.
- + Your skis should stick out of the water 6 to 12 inches.
- + As the boat begins to move, keep your skis parallel, your arms straight and chin down.
- + Stay in a sitting position until the boat pulls you on top of the water, and then stand up.
- + Don't pull the rope toward your body. Always keep your arms straight.
- + Use hand signals to tell the driver to go faster or slower.
- + Let go of the rope when you fall.

BEGINNERS' LUCK

Part of the fun of boating is sharing your hobbies with your kids. Whether you're teaching a teenager how to ski or a third-grader how to fish, the most important rule to remember is, be patient.



AGES AND STAGES

From toddlers to teenagers, deck boats offer fun for every age. Here are a few tips for finding the best activities at every age.

Infants – According to the U.S. Coast Guard, you should not bring a baby onboard until he or she weighs at least 18 pounds and can wear a personal flotation device (PFD). For most babies, this is around 7 months of age. Ask for an infant-size PFD or life jacket. Test for proper fitting by putting the vest on your child, tightening the straps, then lifting your child up by the jacket's shoulders. If the child's chin and head slip through, then it doesn't fit and you should wait a bit longer. Finally, never leave an infant in a car seat on a boat. If the boat were to capsize, the seat would sink instantly.

Toddlers and Preschoolers – Many children from ages 2 to 5 will love boating; however, they need to understand how important it is to follow the rules. The most important rule is that they must always wear a life jacket/PFD. No matter how much whining or crying a little one does, this rule cannot be broken. The other hard and fast rule is that they must be supervised at all times, which can get tricky when docking and such. But once you get underway, most kids this age will delight simply in being on the boat. You can also bring toys to keep them entertained.

Elementary Age – This is where it really gets fun. Kids from the ages of 7 to 12 are all about the water. And they have an almost insatiable curiosity and are willing to try just about anything. This is the time to teach them to fish or how to get up on skis. Just make sure everyone wears a vest at all times. Tubing is great fun for the smaller kids, too. Think about buying tubes that hold several kids at once for the ultimate thrill ride. They'll also love jumping off swim platforms and spending time in the water. So get ready to get wet.

Teenagers – Having trouble connecting with your teenagers? It's nothing a weekend boating trip can't cure. Get some one-on-one time fishing. This is also a great time to teach your kids how to drive and how to be a responsible captain. Of course, at this age, they're also going to want to put it in high gear. So go all out by inviting a group of their friends to go skiing or wakeboarding. Who knows? They might even think you're cool.

RUNABOUTS

Starcraft's 2007 runabouts have plenty of power. Lightweight fiberglass combined with potent I/O motors results in nimble, fun-to-drive boats that seem to fly over the water. From skiing to fishing, these boats are ideal for almost anything you've got planned. It's easy to see how great they look. And once aboard, you notice all the fabulous extras. But what's not as apparent is the quality found under all that power and luxury. It starts with meticulous fiberglass construction. For example, we inject,

rather than pour, foam between the floor and the hull, filling all air pockets for greater strength with reduced noise. Our decks are hand laid with alternating layers of mat and 24-ounce woven roving for a tight fit and greater overall integrity. That's why we offer our unbeatable lifetime limited hull warranty. So whether you're moved by a vision of the sun slowly melting into the lake, or by the undeniable thrill of gliding across the water at top speeds, you'll be moved by a Starcraft runabout.






MINIBOATS

MERCURY
#1 On The Water

CONSTRUCTION 07

STARCRAFT RUNABOUTS



THE STARCRAFT DIFFERENCE:

FIBERGLASS CONSTRUCTION

Never content to settle for second best, we put countless hours of meticulous work into the construction of every one of our fiberglass boats. We begin by applying 10 coats of wax to the molds for maximum body and transom strength. Then, we use a 24-ounce woven roving fiberglass and a six-inch overlap between the hull and deck for greater strength and a tighter fit. Next is the application of 22 mils of high-elongated gel coat, sprayed to exacting specifications. Finally, each hull is inspected and weighed for consistency to ensure it meets our exacting standards. It may take a lot of time, but the end result is one beautifully built boat.

- 1 - 22 mils ISO-NPG Gel-Coat
- 2 - 1-1/2 oz. Fiberglass Mat
- 3 - 60 mils of Fiberglass Mat
- 4 - 2 mils Coremat
- 5 - 18 oz. Bi-Axial Fiberglass



MERCURY
1 On The Water

PRETTY IS AS PRETTY DOES.

One look at the lineup of runabout boats from Starcraft, and you can feel the power. But, just like your mother told you, looks aren't everything. So we make sure they perform as good as they look with unmatched quality at every step. And with Starcraft, the safety's built right in. Our fiberglass boats meet or exceed all U.S. Coast Guard requirements and are NMMA certified. Our lifetime limited hull warranty gives you peace of mind knowing you're getting a boat that's one of the best in the industry. Go ahead and turn heads, you know what these boats are really all about.



There's only one way to build boats like these — by hand. Our skilled craftsmen put hours and hours into each boat, each adding their own special talent to the final work of art that is a Starcraft boat.

B UPHOLSTERY

Our high quality 35 oz. vinyl upholstery features stylish Euro top stitches for a unique look and self-draining foam for long-lasting durability.

B FIBERGLASS ENCAPSULATED STRINGER SYSTEM

To extend hull life and protect the overall integrity of our boats, we completely encapsulate all the components of our integrated stringer system.

C ALUMINUM REINFORCEMENTS

All of our structural boat features, such as cleats and seat and table bases, have the added strength of aluminum reinforcements.

D HULL DESIGN

With a reverse chine hull design, Starcraft runabouts offer first-class performance. And they're built to last with encapsulated stringers, foam injection, chrome thru-hull fittings and more. In fact, with a lifetime hull warranty, they're one of the best backed boats in the business.

E COMPOSITE LIDS

Easy-to-lift, lightweight composite lids eliminate creaking or cracking for a quieter ride. Rounded edges add safety, too.

STARCRAFT WARRANTY

Starcraft offers a variety of outstanding warranties on our boats. For example, our runabouts, including cuddies, cruiser and rear entry models come with a lifetime hull warranty, five-year blister warranties, as well as five-year warranties on marine grade carpet and upholstery vinyl. For complete warranty information on any particular Starcraft boat, contact your Starcraft dealer.

- 1 **DRIVER'S CONSOLE.** The sporty dash features a silver metallic finish with large, easy-to-read gauges and a custom tilt steering wheel.
- 2 **IN-FLOOR STORAGE.** Skis, jackets, and everything else you need will fit nicely in the large in-floor locker, keeping the deck clutter-free.
- 3 **BOW LADDER.** Get in and get out easily with the integrated boarding ladder located on the bow.
- 4 **GLOVE BOX.** In the port console, you'll find a handy glove box perfect for smaller items and a large storage locker for even more gear.
- 5 **STERN BOARDING LADDER.** Get easy access to the water and back to the boat with the convenient stern boarding ladder.
- 6 **COOLER.** Fill up the removable cooler with all the day's refreshments. Then take it aboard and stow it neatly away under the seating.
- 7 **AUXILIARY PORT.** Starcraft's boats come with an AM/FM radio with an auxiliary port for an mp3 player.
- 8 **BOW SEATING.** The walk-in bow has a padded seating area with storage underneath and removable cushions.

STANDARDS





& OPTIONS

- 1 **SNAP-IN CARPET.** Versatile snap-in carpet gives your boat an upscale feel. It removes in an instant for cleaning or for days spent fishing.
- 2 **COVER.** The heavy-duty canvas mooring cover helps protect your boat when it's not in the water.
- 3 **SWIM PLATFORM.** Perfect for hot, sunny days when you want to be in the water, the optional extended swim platform with integrated ladder is a great choice.
- 4 **WAKE TOWER.** Ideal for any water sports, the optional wake tower is designed specifically for Starcraft boats.
- 5 **TRAILER.** Choose between three of Starcraft's EZ Loader® trailers for your runabout. See your dealer for specific information.
- 6 **BIMINI TOP.** Add some shade on hot days with a colorful bimini top with boot for easy storage.
- 7 **SKI TOW BAR.** Make the most out of your boat by adding a ski ring/bar. It stores neatly away when not in use.
- 8 **HELM SEAT.** Comfortable bucket-style helm seats look great in two-toned marine-grade vinyl. A flip-up bolster adds extra height when needed.

LIMITED I/O & CUDDY 1910 I/O



MERCURY
1 On The Water

GET READY FOR THE RIDE OF YOUR LIFE.

Fast and nimble, the Limited I/Os and Cuddies are built to thrill. But even at top speeds, the ride is smooth thanks to the Wide Track reverse chine hull. There's more than enough comfy seating for everyone to enjoy the fun. Cool extras include an extended swim platform with an optional remote touch pad for the stereo, a large cushioned sundeck and a ski tow ring so you can put all that power to work.



2312 I/O CUDDY RE



2150 I/O CUDDY RE



1910 I/O

LIMITED I/O CUDDY & SD SPECIFICATIONS

	2312 I/O RE	2150 I/O RE	1910 I/O
Max HP	320	320	320
Fuel Capacity (gallons)	75	45	45
Length (w/out platform)	23' 4"	21' 2"	19' 2"
Beam	102"	100"	100"
Weight (boat only)	3920	2300	2100
Capacity (persons/lbs.)	(12) 1800	(12) 2075	(10) 1400
Capacity	2300	1900	1500
Inside Depth	32"	32"	32"
Transom Width	94"	99"	99"
Chine Width (at transom)	85"	76"	76"
Transom Height (for engine)	N/A	N/A	N/A
Boat Motor and Trailer Length	27' 5"	25' 2"	23' 2"
Package Weight	5764	3728	3568
Deadrise (deg. at transom)	21	17	17

COLOR OPTIONS: [Canyon Blue](#) | [Tropical Red](#) | [Candy White](#)
[View all color options](#) | [See color samples on page 84](#)



DRIVER'S CONSOLE. The rack and pinion power steering will have you looking like a pro behind the wheel of this custom molded metallic dash.



HELM SEAT. Stay in control in the deluxe bucket helm seat on adjustable slider with a flip-up bolster.



IN-FLOOR STORAGE. At more than 10 cubic feet, this huge in-floor locker on the 2150 I/O and 1910 I/O has room for all your toys including skis, wakeboards and more.



BOW STORAGE. Under the cushioned bow seating area on the 1910 I/O, there's a storage area that includes room for a recessed cooler.

LIMITED 1/0 RE 1/0 RE



MERCURY
"1 On The Water"

THE CALM BEFORE THE STORM.

Sure, it looks cool and serene now, but just you wait. Add a bit of throttle and these runabouts turn into virtual powerhouses in no time. As you go cutting across the water, the ride stays smooth. With cool features like a premium AM/FM stereo with an auxiliary port for an mp3 player and four marine speakers, you can turn every outing into a party. So catch your breath and get ready to have some fun.



2100 I/O RE



1900 I/O RE

STARCRRAFT 2000

LIMITED I/O RE SPECIFICATIONS

	2100 I/O RE	1900 I/O RE
Max HP	320	320
Fuel Capacity (gallons)	45	45
Length (w/out platform)	21' 2"	19' 2"
Beam	102"	102"
Weight (boat only)	2300	2100
Capacity (persons/lbs.)	(12) 2075	(10) 1400
Capacity	1900	1500
Inside Depth	32"	32"
Transom Width	99"	99"
Chine Width (at transom)	76"	76"
Transom Height (for engine)	N/A	N/A
Boat Motor and Trailer Length	25' 2"	23' 2"
Package Weight	3728	3568
Deadrise (deg. at transom)	17	17

COLOR OPTIONS

Starcraft offers a variety of color options. See color samples on page 14.



DRIVER'S CONSOLE. The stylish metallic dash includes a custom tilt wheel with rack and pinion steering, making it easy to get a handle on this quick runabout.



SUNDECK. Turn the sun deck into your own personal lounge area with an adjustable head/back rest.



REAR ENTRY. A quick flip of a cushion, and you gain easy access to the stern swim platform, complete with extra storage and a boarding ladder.



BOW LADDER. This convenient and tucks neatly away when not in use.

LIMITED I/O 1800 I/O



MERCURY
If On The Water

PICTURE YOURSELF HERE.

Here's a boat that's easy to see yourself owning. It's a blast to drive with quick planing and superb agility. As for your passengers, they'll love the smooth ride and comfortable seating. These boats deliver high performance and big boat features including a tow ring, integrated swim step and a premium AM/FM stereo with an auxiliary port for an mp3 player — all at an economical price. Imagine that.



1800 i/O
(shown w/optional platform)



1700 i/O SPORT



1700 i/O

STARCRAFT 2007 LIMITED i/O SPECIFICATIONS

	1800 i/O	1700 i/O Sport	1700 i/O
Max HP	220	220	220
Fuel Capacity (gallons)	30	23	23
Length (w/out platform)	18' 1"	16' 10"	16' 10"
Beam	92"	90"	90"
Weight (boat only)	1725	1550	1550
Capacity (persons/lbs.)	(8) 1200	(8) 1100	(8) 1100
Capacity	1450	1200	1200
Inside Depth	33"	33"	33"
Transom Width	76"	76"	76"
Chine Width (at transom)	76"	76"	76"
Transom Height (for engine)	N/A	N/A	N/A
Boat Motor and Trailer Length	22' 3"	20' 3"	20' 3"
Package Weight	2838	2765	2765
Deadrise (deg. at transom)	14	15	15

COLOR OPTIONS: **1800 i/O**—White with Red or Black Stripes. **1700 i/O**—White with Black or Yellow Stripes. **1700 i/O Sport**—White with Black and Yellow Stripes. See color samples on page 64.

OPTIONAL CONVENIENCE PACKAGE

Includes: Premium Power Windows, Stereo, MP3 Player, and more.



DASH. Built to perform, the dash also offers unbeatable style and an ergonomic design that puts everything right at your fingertips.



IN-FLOOR STORAGE. A large, in-floor storage locker is the ideal space for storing skis and other gear safely out of the way.



REMOVABLE COOLER. The large cooler stows out of the way under the stern seating, while still providing easy access.



BOW SEATING. The spacious bow has a comfy seating area with storage underneath the removable cushions.

LIMITED FISH 1700 I/O



MERCURY
"1 On The Water"

SEE WHERE THE DAY TAKES YOU.

Versatility is the key with our Limited I/O runabouts. Want to spend your morning fishing? The 1800 Fish offers a livewell and a casting deck. How about an afternoon of tubing? No problem, these boats have the performance to power your favorite tow sports. And, with great looks, comfortable seating and rear-entry ladders, you can wrap up the day with a family cruise and a quick dip. Sounds like the perfect day.

STARBUOAT 2007

LIMITED I/O FISH SPECIFICATIONS

	1800 I/O Fish	1700 I/O Fish	1700 OB Fish
Max HP*	220	220	135
Fuel Capacity (gallons)	30	23	23
Length (w/out platform)	18' 1"	16' 10"	16' 10"
Beam	92"	90"	90"
Weight (boat only)	1725	1550	1529
Capacity (persons/lbs.)	(8) 1200	(8) 1100	(8) 1075
Capacity	1450	1200	1725
Inside Depth	33"	33"	33"
Transom Width	76"	76"	79"
Chine Width (at transom)	76"	76"	76"
Transom Height (for engine)	N/A	N/A	20"
Boat Motor and Trailer Length	22' 3"	20' 3"	20' 3"
Package Weight	2838	2765	2295
Deadrise (deg. at transom)	14	15	15

COLOR OPTIONS

Available in Blue | White | Red | Orange | Yellow | Silver | Black | Grey | Tan | Custom

See color samples on page 84



1800 I/O Fish

(Shown with optional trolling motor)



1700 I/O Fish



1700 OB Fish

OPTIONAL CONVENIENCE PACKAGE

Includes a livewell, casting deck, rod storage, and a specialized storage area. See dealer for details. *See dealer for details. **See dealer for details. ***See dealer for details.



DASH. The dash looks great, but it's designed for easy drivability with quick planing and superb agility.



LIVEWELL. A large aerated livewell with pump will keep your catch fresh.



ROD STORAGE. Keep rods safely tucked away with a specialized storage area.



CASTING DECK. An insert easily converts the bow seating area into a casting deck with fishing seat.

LIMITED OB 1600 OB



MERCURY
OUTBOARD

KEEP YOUR OPTIONS OPEN.

Our 1700 and 1600 outboard runabouts are economical to own and fun to drive with quick planing and excellent agility. But what makes them really shine is their versatility. With the 1700 Fish, you can convert the bow from a seating area to a casting deck in a flash. And if the fish aren't biting, grab your skis and hit the water. The choice is yours.

LIMITED OB SPECIFICATIONS

	1700 OB Fish	1700 OB	1600 OB
Max HP	135	135	90
Fuel Capacity (gallons)	23	23	23
Length (w/out platform)	16' 10"	16' 10"	15' 6"
Beam	90"	90"	78"
Weight (boat only)	1529	1529	1420
Capacity (persons/lbs.)	88/1075	88/1075	60/900
Capacity	1725	1725	1500
Inside Depth	33"	33"	33"
Transom Width	79"	79"	76"
Chine Width (at transom)	76"	76"	76"
Transom Height (for engine)	20"	20"	20"
Boat Motor and Trailer Length	20' 3"	20' 3"	20' 3"
Package Weight	2295	2295	2150
Deadrise (deg. at transom)	15	15	15

COLOR OPTIONS:

White with Red, Blue or Yellow Stripes • White with Blue or Yellow Stripes

See color samples on page 84.



1700 OB



1700 OB Fish



1600 OB

OPTIONAL CONVENIENCE PACKAGE:

See dealer for details. *Additional equipment available for purchase.



DASH. The custom molded silver metallic dash features domed gauges with a full instrumentation panel and a custom wheel.



DUAL CONSOLE. The port console features a roomy glove box with lock and a premium AM/FM stereo with an auxiliary port for an mp3 player.



IN-FLOOR STORAGE. There's plenty of storage throughout these boats, including a spacious in-floor locker for skis, boards and more.



REAR BOARDING LADDER. The stern features a convenient ladder along with two storage areas.

STARCRAFT

RUNABOUTS

07



CRUISER 2650 I/O EXPRESS



LIMITED 1910 I/O



LIMITED 2312 I/O RE



LIMITED 2100 I/O RE



LIMITED 2150 I/O RE



LIMITED 1900 I/O RE



LIMITED 1800 I/O RE
(shown with optional platform)



LIMITED 1700 I/O



LIMITED 1800 I/O Fish



LIMITED 1700 OB FISH



LIMITED 1700 I/O SPORT



LIMITED 1700 OB



LIMITED 1700 I/O FISH
(shown with optional trolling motor)



LIMITED 1600 OB

FINISHOUTS



STANDARDS & OPTIONS

STARCRAFT 07 RUNABOUTS

	Cruiser 2650 Express	Limited 2112 I/O RE	Limited 2150 I/O RE	Limited 2100 I/O RE	Limited 1900 I/O RE	Limited 1910 I/O	Limited 1830 I/O Fish	Limited 1820 I/O	Limited 1730 I/O Sport	Limited 1700 I/O Fish	Limited 1700 I/O	Limited 1700 I/O Fish	Limited 1700 I/O	Limited 1600 I/O	
HULL CONSTRUCTION															
Lifetime Hull Warranty	S	S	S	S	S	S	S	S	S	S	S	S	S	S	S
5-Year Blistex Warranty	S	S	S	S	S	S	S	S	S	S	S	S	S	S	S
Meets or Exceeds U.S. Coast Guard Requirements	S	S	S	S	S	S	S	S	S	S	S	S	S	S	S
NIMMA Certified	S	S	S	S	S	S	S	S	S	S	S	S	S	S	S
Reverse Chine Hull	S	S	S	S	S	S	S	S	S	S	S	S	S	S	S
Integrated Stringer System	S	S	S	S	S	S	S	S	S	S	S	S	S	S	S
Injected Foam Construction	S	S	S	S	S	S	S	S	S	S	S	S	S	S	S
Fiberglass Bowliner	•	•	•	•	•	•	•	•	•	•	•	•	•	•	•
Full Fiberglass Innerliner	S	S	S	S	S	S	S	S	•	•	•	•	•	•	•
Extended Swim Platform with Boarding Ladder	S	O	S	S	S	O	O	O	O	O	O	•	•	•	•
Integrated Swim Step with Folding 3-Step Ladder	•	S	•	•	•	S	S	S	S	S	S	S	S	S	S
Stainless Steel Bow and Stern Eyes	S	S	S	S	S	S	S	S	S	S	S	S	S	S	S
Stainless Steel Gunner Rail	S	S	S	S	S	S	O	O	O	O	O	O	O	O	O
Ski Tow Ring	S	S	S	S	S	S	S	S	S	S	S	S	O	O	O
Silent Choice Through-Hull Exhaust	•	O	O	O	O	O	O	O	•	•	•	•	•	•	•
Built-In Fuel Tank (Gallons)	(75)	(75)	(45)	(45)	(45)	(45)	(30)	(30)	(23)	(23)	(23)	(23)	(23)	(23)	
COCKPIT															
Bucket Helm Seat with Slider	•	•	•	•	•	•	S	S	S	S	S	S	S	S	S
Bucket Helm Seat on Adjustable Slider with Flip-Up Bolster	S	S	S	S	S	S	O	O	O	O	O	O	O	O	O
Port and Stern Bench Seats; Starboard Lounger	S	•	•	•	•	•	•	•	•	•	•	•	•	•	•
Stern Bench Seat	S	•	S	S	S	S	S	S	S	S	S	S	S	S	S
Cushioned Sundeck	•	•	S	S	S	S	•	S	S	•	•	•	•	•	•
Rear Entry	S	S	S	S	S	•	•	•	•	•	•	•	•	•	•
Cushioned Bow Seating Area	•	•	•	S	S	S	S	S	S	S	S	S	S	S	S
Snap-In Carpet	S	O	O	O	O	O	O	O	•	•	•	•	•	•	•
Insert Converts Bow Area into Casting Deck with Fishing Seat	•	•	•	•	•	•	S	•	•	S	•	S	•	•	
Aerated Livewell	•	•	•	•	•	•	S	•	•	S	•	S	•	•	
Bow Panel: 12/24V Trolling Motor Plug and 8 Gal. Wire Harness, Main Motor Trim Switch, Livewell Fill Switch	•	•	•	•	•	•	S	•	•	S	•	S	•	•	
DASH AND CONSOLE															
Dual Consoles with Walk-Through Tempered Glass Windshield	S	S	S	S	S	S	S	S	S	S	S	S	S	S	S
Custom Molded Silver Metallic Dash	S	S	S	S	S	S	S	S	S	S	S	S	S	S	S
Tachometer	S	S	S	S	S	S	S	S	S	S	S	S	S	S	S
Speedometer	S	S	S	S	S	S	S	S	S	S	S	S	S	S	S
Fuel Gauge	S	S	S	S	S	S	S	S	S	S	S	S	S	S	S
Volt Gauge	S	S	S	S	S	S	S	S	S	S	S	S	S	S	S
Trim Gauge	S	S	S	S	S	S	S	S	S	S	S	S	O	O	O
Temperature Gauge	S	S	S	S	S	S	S	S	S	S	S	•	•	•	•
AM/FM Stereo with an Auxiliary Port for an Mp3 Player	S	S	S	S	S	S	S	S	S	S	S	S	S	S	S
Marine Grade Speakers	(6)	(4)	(4)	(4)	(4)	(4)	(2)	(2)	(2)	(2)	(2)	(2)	(2)	(2)	(2)
Tilt Steering	S	S	S	S	S	S	O	O	O	O	O	O	O	O	O
Satellite Stereo	O	O	O	O	O	O	O	O	O	O	O	O	O	O	O
Tachometer Gauge with Hour Meter	S	O	O	O	O	O	O	O	O	O	O	O	O	O	O
Digital Depth Finder	S	O	O	O	O	O	O	O	O	O	O	O	O	O	O
6-Disk CD Changer	O	O	O	O	O	O	O	O	O	O	O	O	O	O	O
ELECTRICAL															
Circuit Breakers	S	S	S	S	S	S	S	S	S	S	S	S	S	S	S
Horn	S	S	S	S	S	S	S	S	S	S	S	S	S	S	S
Navigation Lights	S	S	S	S	S	S	S	S	S	S	S	S	S	S	S
Power Point	S	S	S	S	S	S	•	•	•	•	•	•	•	•	•
Courtesy Lights	S	S	S	S	S	S	•	•	•	•	•	•	•	•	•
Remote Touchpad Stereo Control at Swim Platform	O	O	O	O	O	O	•	•	•	•	•	•	•	•	•

PLUMBING

Pressurized Freshwater Transom Shower

Cruiser 2650 Express	Limited 2312 I/O RE	Limited 2150 I/O RE	Limited 2100 I/O RE	Limited 1900 I/O RE	Limited 1910 I/O	Limited 1800 I/O Fish	Limited 1800 I/O	Limited 1700 I/O Sport	Limited 1700 I/O Fish	Limited 1700 I/O	Limited 1700 OB Fish	Limited 1700 OB	Limited 1600 OB
○	○	○	○	○	○	•	•	•	•	•	•	•	•

MECHANICAL

Rack and Pinion Steering
 Rack and Pinion Tilt Steering
 Hydraulic Tilt Steering

Cruiser 2650 Express	Limited 2312 I/O RE	Limited 2150 I/O RE	Limited 2100 I/O RE	Limited 1900 I/O RE	Limited 1910 I/O	Limited 1800 I/O Fish	Limited 1800 I/O	Limited 1700 I/O Sport	Limited 1700 I/O Fish	Limited 1700 I/O	Limited 1700 OB Fish	Limited 1700 OB	Limited 1600 OB
•	•	•	•	•	•	•	•	•	•	•	•	•	•
•	•	•	•	•	•	•	•	•	•	•	•	•	•
•	•	•	•	•	•	•	•	•	•	•	•	•	•

CANVAS

Bimini Top and Storage Boot
 Cockpit and Bow Covers
 Cockpit Cover
 Enclosure Package: Visor, Sides and Aft Curtain

Cruiser 2650 Express	Limited 2312 I/O RE	Limited 2150 I/O RE	Limited 2100 I/O RE	Limited 1900 I/O RE	Limited 1910 I/O	Limited 1800 I/O Fish	Limited 1800 I/O	Limited 1700 I/O Sport	Limited 1700 I/O Fish	Limited 1700 I/O	Limited 1700 OB Fish	Limited 1700 OB	Limited 1600 OB
•	•	•	•	•	•	•	•	•	•	•	•	•	•
•	•	•	•	•	•	•	•	•	•	•	•	•	•
○	○	○	○	○	○	○	○	○	○	○	○	○	○
○	○	○	○	○	○	○	○	○	○	○	○	○	○

UPGRADES

Ski-Tow Option
 Mooring Cover
 Wake Tower
 Swim Platform

Cruiser 2650 Express	Limited 2312 I/O RE	Limited 2150 I/O RE	Limited 2100 I/O RE	Limited 1900 I/O RE	Limited 1910 I/O	Limited 1800 I/O Fish	Limited 1800 I/O	Limited 1700 I/O Sport	Limited 1700 I/O Fish	Limited 1700 I/O	Limited 1700 OB Fish	Limited 1700 OB	Limited 1600 OB
•	○	○	○	○	○	○	○	○	○	○	○	○	○
•	•	○	○	○	○	○	○	○	○	○	○	○	○
•	○	○	○	○	○	○	○	○	○	○	○	○	○
•	○	○	○	○	○	○	○	○	○	○	○	○	○

• standard ○ option • not available on this model

CRUISER 2650 I/O EXPRESS OPTIONS

- Cockpit Entertainment Package:
Includes: Cockpit Sink w/Corion Top; Slide Out Refrigerator; Transom Shower; Transom Stereo Remote)
- TV/DVD Flatscreen (Includes Forward 15" Flatscreen)
- VHF Radio
- Camper Enclosure
- Throw/Decorator Package (4 pillows & 1 throw)
- Anchor Windlass - Bow
- Anchor Windlass - Stern
- Cockpit Refrigerator
- Heat/Air Conditioning
- Remote Spotlight
- Lowrance® Color GPS


SPECIFICATIONS

STRACRAFT 07 RUNABOUT

	Cruiser 2650 Express	Limited 2312 I/O RE	Limited 2150 I/O RE	Limited 2100 I/O RE	Limited 1900 I/O RE	Limited 1910 I/O	Limited 1800 I/O Fish	Limited 1800 I/O	Limited 1700 I/O Sport	Limited 1700 I/O Fish	Limited 1700 I/O	Limited 1700 OB Fish	Limited 1700 OB	Limited 1600 OB
Max HP/kW	300/218	300/218	300/218	300/218	300/218	300/218	300/218	300/218	300/218	300/218	300/218	300/218	300/218	300/218
Fuel Capacity (gallons/liters)	75/283	75/283	65/245.3	65/245.3	65/245.3	65/245.3	65/245.3	65/245.3	65/245.3	65/245.3	65/245.3	65/245.3	65/245.3	65/245.3
Length (without platform) (ft./in)	26'4" / 8.1	27'4" / 8.3	27'2" / 8.2	27'2" / 8.2	27'2" / 8.2	27'2" / 8.2	27'2" / 8.2	27'2" / 8.2	27'2" / 8.2	27'2" / 8.2	27'2" / 8.2	27'2" / 8.2	27'2" / 8.2	27'2" / 8.2
Beam (ft./in)	102" / 259	102" / 259	102" / 259	102" / 259	102" / 259	102" / 259	102" / 259	102" / 259	102" / 259	102" / 259	102" / 259	102" / 259	102" / 259	102" / 259
Weight (boat only) (lbs./kg)	6405/2903	3905/1771.1	3905/1771.1	3300/1497.3	2700/1224.6	2700/1224.6	1725/782.5	1725/782.5	1500/680.3	1500/680.3	1500/680.3	1500/680.3	1500/680.3	1500/680.3
Capacity (persons/ft./kg)	10/1400/625	10/1400/625	10/1400/625	10/1400/625	10/1400/625	10/1400/625	8/1000/443	8/1000/443	8/1000/443	8/1000/443	8/1000/443	8/1000/443	8/1000/443	8/1000/443
Capacity (ft./kg)	1500/680.4	2300/1043.3	2300/1043.3	1800/817.4	1500/680.4	1500/680.4	1400/627.7	1400/627.7	1200/544.3	1200/544.3	1200/544.3	1200/544.3	1200/544.3	1200/544.3
Inside Depth (ft./in)	36" / 91.4	32" / 81	32" / 81	32" / 81	32" / 81	32" / 81	32" / 81	32" / 81	32" / 81	32" / 81	32" / 81	32" / 81	32" / 81	32" / 81
Transom Width (ft./in)	85" / 214	94" / 238.8	94" / 238.8	94" / 238.8	94" / 238.8	94" / 238.8	82" / 208	82" / 208	82" / 208	82" / 208	82" / 208	82" / 208	82" / 208	82" / 208
Clow Width (ft./in)	N/A	85" / 214	85" / 214	76" / 193	76" / 193	76" / 193	76" / 193	76" / 193	76" / 193	76" / 193	76" / 193	76" / 193	76" / 193	76" / 193
Transom Height (ft./in)	N/A	N/A	N/A	N/A	N/A	N/A	N/A	N/A	N/A	N/A	N/A	N/A	N/A	N/A
Red Motor and Trailer Length (ft./in)	31" / 79.3	27" / 68.4	27" / 68.4	27" / 68.4	27" / 68.4	27" / 68.4	27" / 68.4	27" / 68.4	27" / 68.4	27" / 68.4	27" / 68.4	27" / 68.4	27" / 68.4	27" / 68.4
Package Weight (lbs./kg)	7000/315.3	5344/2414.3	5344/2414.3	3726/1691	2948/1338.3	2948/1338.3	2028/920.3	2028/920.3	2165/984.2	2165/984.2	2165/984.2	2165/984.2	2165/984.2	2165/984.2
Decking (deg. at transom)	21	21	17	17	17	17	14	14	15	15	15	15	15	15

TOW ZONE

Welcome to The Tow Zone — what some people believe to be the best part of boating. Whether it's skiing, knee boarding, wakeboarding or tubing, tow sports add another level of fun to boats. Here are some important tips to keep everyone safe and have a great time in The Tow Zone.



GET TOWING Tow sports look like so much fun. So what do you really need to take part? It all starts with your boat.

- + The first thing you need is enough horsepower. After all, you don't want your towee to spend all their time drinking lake water just trying to get up. Starcraft offers runabouts, deck boats and pontoons that have more than enough power to keep skiers afloat.
- + Your boat also must be able to turn effectively. This is especially true when pulling knee or wakeboarders. Today, even our pontoons offer surprising agility and performance, making them more versatile than ever.
- + You also need a tow ring or wake tower. Available as a standard or optional feature on many of our boats. This means they fit your boat perfectly because they're added during production rather than as an afterthought.
- + You can't tow without a rope. A standard tow rope is 70' long and made of polypropylene for elasticity. The handle may vary in length and diameter. Be sure to choose one that can be easily gripped by everyone in the family.
- + While not vital, swim platforms or at least a rear entry boarding ladder add efficiency. After completing a few turns around the lake, skiers and boarders will certainly appreciate not having to struggle to get aboard. And it's always easier for children to get in and out.
- + Storage compartments, especially roomy in-floor lockers, keep skis, boards, vests and ropes off the deck and safely out of the way.
- + If you like the fun of inflatables, a small, 12-volt air pump is a good idea to keep onboard, as well.

TOTALLY TUBULAR

Tubing is a great tow activity. It requires little skill and is sure to bring about shrieks of delight from kids of all ages. But the driver needs to be aware of the risks. Remember these important safety measures to make sure everyone has a good time.

- Never allow the tube rider to come too close to docks, shallow areas, submerged rocks, navigational markers or other obstructions.
- Choose your speed based on the water conditions and the age of the rider.
- It's preferable that riders be stomach down, to avoid bouncing their knees into their heads.
- While a gentle zigzag can provide an exciting ride, "whipping" the tube by turning sharply can cause serious injury.



SPEED LIMITS

Tubing	8 - 25 mph
Knee boarding	16 - 19 mph
Combo Skiing	25 mph
Slalom Skiing	19 - 36 mph
Wakeboarding	16 - 19 mph

SAFETY RULES

When you're at the helm, you're responsible for keeping your skier out of harm's way. Here are some things to remember at all times:

- + Everyone must wear a Coast Guard-approved water ski vest.
- + Allow a minimum of 100' between your skier and all other objects.
- + Always have a spotter onboard.
- + Never ski in shallow water or at night.
- + Keep a downed skier in your sight.
- + Turn the motor off before you get close to someone in the water.

CRUISER 2650 I/O EXPRESS



MERCURY
"1 On The Water"

BIG WATER. BIG STYLE.

Made for big water, our Cruiser takes luxury and convenience to a new level with a well-appointed cabin. Spend the day on deck enjoying the ride — our exclusive wide track hull provides a smooth ride even in choppy water. Then climb below and get comfortable with special live-aboard features, including the option of air conditioning. So cool.



2650 I/O EXPRESS

CRUISER 2650 I/O EXPRESS SPECIFICATIONS

	2650 I/O
Max HP	320
Fuel Capacity (gallons)	75
Length (without platform)	28' 6"
Beam	102"
Weight (boat only)	6400
Capacity (persons/lbs.)	(10) 1400
Capacity	1500
Inside Depth	36"
Transom Width	85"
Chine Width (at transom)	85"
Transom Height (for engine)	N/A
Boat Motor and Trailer Length	30' 6"
Package Weight	7000
Deadrise (deg. at transom)	23

COLOR OPTIONS: Aquatic Blue | Cobalt Red | Canvas White |
 Emerald Green | Greenstone | See color samples on page 84



GALLEY. Now this is luxury. The galley features an optional entertainment package, with a Corian® countertop, stainless steel freshwater sink, refrigerator and microwave oven. Or, in short, everything you need. The dinette has roomy seating and easily converts into a V-berth with storage and a 6' bed.



DRIVER'S CONSOLE. The unique dash features a custom molded black vinyl-wrapped dash with custom black gauges complete with the Starcraft logo.



HEAD. The cabin's bathroom has an electric quiet flush toilet and hot and cold running water at the stainless steel sink with a pullout faucet for showers.



QUEEN BED. Stretch out and get comfortable on the roomy bed with a stylish reversible comforter and two coordinating pillows.



STERN SEATING. Up on deck, the plush seating includes the L-shaped stern seating. Rear entry platform and ladder make climbing aboard easier.



P O N T O O N S

When people think of pontoon boats, they automatically think fun. You just can't beat a day on the water with friends. And when it's a Starcraft pontoon, it's even more fun. Why? Because our boats are simply built better with exclusive features like flow-through tube design which channels water to the propeller for better performance. We offer tri-toons available on some pontoons for a quiet, stable ride with power

to spare. But you don't have to get our top-of-the-line model to get top quality. All our pontoons feature first-class design and construction. And, our pontoons offer the ultimate in versatility, with something for just about everyone. So whether you're serious about fishing, just want to cruise the day away, live to ski and swim or want to do it all, there's a Starcraft pontoon for you. Let's get the party started.



CONSTRUCTION 07

STARCRAFT PONTOONS



THE STARCRAFT DIFFERENCE:

1 DECK

Our decks feature a seven-layer, pressure-treated plywood that won't warp or rot, and they're secured firmly to the z-channels with through-bolts and screws. That's why we offer a lifetime, transferable warranty on our pontoon decks.

2 Z-BAR

Here's another example of how Starcraft goes the extra mile in creating superior pontoons. Rather than conventional hat channels, we use heavy-duty, extruded Z-bar cross members. This provides exceptional support and superior structural integrity and creates a strong foundation for the entire boat. We then use LockOut® Sealant Tape on every Z-bar cross member to completely seal each deck joint to keep water out.

3 CARPET

There's more than great looks to our seamless plush pile carpet. It's made of 100% U.V. stabilized polypropylene and comes with a five-year warranty. To make sure it stays in place, it's bonded to the deck with marine adhesive, then secured with 200 lbs. of rolling weight, and, finally, fastened to the perimeter with stainless steel staples.



MERCURY
I Do The Water

WE DIDN'T GET HERE BY FOLLOWING THE PACK.

At Starcraft, we like to think that our pontoons are a cut above the usual. And, our customers seem to agree. But we didn't get here by playing by the rules. Everything that goes into our boats, from design to final finish goes beyond the ordinary. Take our tubes for example. They're made of .080 gauge 5052 marine alloy aluminum to resist corrosion. In addition, all mounting hardware is stainless steel for maximum holding power and rust prevention. And that's just the extras we put into our tubes. When taken as a whole, the extra attention to quality and detail makes our pontoons seem miles away from ordinary.



4 SPACERS

It's impossible to have a boat in the water without getting some on the deck. The trick is to keep it from creating problems by staying there. So our pontoons feature 3/8" spacers between the fence bottom and the deck, allowing water to drain easily and cutting carpet drying time in half. And, our rotocast furniture features special 360° integrated drains to channel excess water off the boat.

5 FENCING

For added strength, the fencing on Starcraft pontoons feature supplemental cross members. The sturdy, foam-backed .030 smooth-aluminum panels help eliminate rattling. And we've added a powder coating to keep them looking great for years.

6 TUBE CONSTRUCTION

Starcraft pontoons are lighter, more powerful and offer better fuel economy thanks to unique air-filled tubes. For strength, we use heavy .080 gauge aluminum. We also add rear anti-electrolysis drain plugs for easy draining. And finally, we back our tubes with a lifetime warranty.

7 NOSE CONE

Starcraft's nose cones are designed for maximum performance. Two 13" fins deflect water away from the boat, for a smooth, dry ride. An anti-puncture skid bar adds an extra layer of protection and helps with steering control. For strength and protection against sharp edges, there's also an extruded aluminum cap.

Starcraft pontoons are built to last, starting with quality material including marine alloy aluminum, stainless steel, 7-layer pressure treated plywood and extruded Z-bar cross members. Then each piece is constructed by experienced professionals for unsurpassed quality.

STARCRAFT WARRANTY

Starcraft offers a variety of outstanding warranties on our boats. Most of our pontoons come with unbeatable lifetime limited warranties on decks, tubes and transoms. We also offer a five-year limited warranty on marine grade carpet and a three-year limited warranty on upholstery vinyl on most models. For complete warranty information on any particular pontoon boat, contact your Starcraft dealer.

- 1 **DRIVER'S CONSOLE.** These deluxe consoles feature recessed knee room and a footrest. The high-style look of the dash is complemented by a special quick-release windshield.
- 2 **UMBRELLA.** The large umbrella easily mounts on the bow table and conveniently stores under the Bimini top.
- 3 **REFRESHMENT CENTER.** The driver's console features a handy freshwater sink with a storage area underneath.
- 4 **CHANGING ROOM.** A lockable, pop-up changing room provides privacy and convenience.
- 5 **REAR ENTRY LADDER.** A large rear entry area makes loading and unloading passengers easier, while swimmers and skiers will appreciate the stainless steel four-step ladder.
- 6 **AUXILIARY PORT.** The stereo includes an auxiliary port for an mp3 player so you can enjoy the music you love best while onboard.
- 7 **BOTTOM SKIN.** The Majestic has raised the bar for performance with the combination of aluminum bottom skin work and our exclusive curved, flow-through tube design which controls water flow directly to the propeller.
- 8 **TRI-TOON.** The superior performance of the Majestic Tri-toon gives you a quiet, stable ride.

STANDARDS





& OPTIONS

- 1 SKI TOW.** The optional ski tow adds even greater versatility to your pontoon and allows you to take advantage of its power.
- 2 PLAYPEN COVER.** Keep your boat covered when docked, in storage or on the road with our heavy-duty playpen covers. (Standard on Majestic and Elite)
- 3 PORTA-POTTI®.** Stay out on the water all day with the added convenience of a Porta-Potti® onboard.
- 4 DEPTH FINDER.** Navigate unfamiliar waters with confidence with the optional depth finder that helps protect the toons from damage. (Standard on Majestic, optional on Elite)
- 5 SATELLITE-READY RADIO.** Enjoy music, sports and other entertainment without interruption with the option of adding satellite-ready radio. (Standard on Majestic)
- 6 REMOTE TOUCH PAD.** Control the volume, select a station or skip to your favorite song without getting out of the helm seat, with a stereo remote mounted on the dash. (Standard on Majestic, optional on Elite)
- 7 BOW FILLER.** Extra cushions in the bow add seating and versatility to your boat. (Not Pictured)

MAJESTIC 216 RE CR



MERCURY
1 On The Water

THE VERY DEFINITION OF DREAMBOAT.

Step onboard this luxury pontoon and all your troubles seem to melt away. With two large seating groups, a plush sundeck, removable tables with a large umbrella and plenty of cup holders, this boat was made for entertaining. You can even add a grill. Everyone can sit back and enjoy the quiet, stable ride, even in busy water. And, for those lucky enough to be behind the wheel, it handles like, well...a dream.

STARCRAFT 2009 MAGNETIC SPECIFICATIONS

	256 CR RE	236 CR RE	216 CR RE
Max HP	175	150	150
Fuel Capacity (gallons)	30	30	30
Length	25' 6"	23' 6"	21' 5"
Beam	102"	102"	102"
Weight (boat only)	2855	2732	2506
Capacity (persons/ft.)	(18) 2540	(16) 2260	(14) 1970
Capacity	3240	3085	2775
Fence Height	27"	27"	27"
Tranom Height	20"	20"	20"
Tube Diameter	25"	25"	25"
Aluminum Gauge	.080"	.080"	.080"

COLOR OPTIONS: Multi-Tone Back and Camo

See color samples on page 54



256 RE CR



236 RE CR



216 RE CR



DASH. The stunning dash features large 5" diameter domed gauges and a custom tilt steering wheel with precise hydraulic steering.



DRIVER'S CONSOLE. For the driver, there's a super comfortable reclining helm seat with arm and locking swivel along with recessed knee room and a footrest. For your guest, a freshwater sink and added storage.



BOTTOM SKIN. Aluminum bottom skin works with our curved, flow-through tube design to control water flow, sending an efficient "jet stream" to the propeller for superior performance.



TRI-TOON. The exclusive tri-toon design provides both a quiet, stable ride and a powerful 150 horsepower performance.

ELITE SPORT 226 RE CR



MERCURY
"I On The Water"

IT'S TIME TO GET THE PARTY STARTED.

Now here's a pontoon that's ready for action. Load her up and hit the throttle. There's plenty of room for everyone and enough muscle to power all your favorite activities from fishing to skiing and everything in between. But don't let its sporty style and performance fool you. There's still plenty of comfort and luxury onboard with plush seating, a padded sundeck, removable tables and a pop-up changing room.



226 RE CR SPORT

STARCRAFT 2007 > ELITE SPORT SPECIFICATIONS

	226 RE CR Sport	226 RE CR Sport Fish
Max HP	125	125
Fuel Capacity (gallon)	30	24
Length	22' 3"	22' 3"
Beam	102"	102"
Weight (boat only)	2315	2315
Capacity (persons/lbs.)	(12) 1700	(12) 1700
Capacity	2405	2405
Fence Height	21"	21"
Tiamon Height	20"	20"
Tube Diameter	25"	25"
Aluminum Gauge	.080"	.080"

COLOR OPTIONS: *White/Black | Sport Red | Candy Blue*
See color samples on page 88



DRIVER'S CONSOLE. You can see the sporty style in the custom-molded dash with domed gauges and a tilting custom silver wheel with 4:2 ravy-steer ratio. (Optional depth finder and stereo remote are shown here.)



STORAGE. Bring along whatever you need to make your day complete. With spacious underseat storage throughout, there's plenty of room for all your gear.



CHANGING ROOM. A lockable, pop-up changing room adds convenience. And you can add the optional Porta-Potti® for all-day comfort.



REAR ENTRY. A large rear entry makes for easy docking and boarding, while this rear boarding ladder provides easy access to the water.

ELITE

2005




MERCURY
1 On The Water

ALL THE RIGHT MOVES.

This luxurious boat brings together everything you want in a pontoon. And it does it with style to spare. Chaise lounge and pit seating means there's comfortable seating for everyone. An umbrella and bimini top keep it cool all day long. Our unique color matched powder coated 1-1/4" aluminum fence rails provide safety and head-turning style. And, generous underseat storage means you can bring along all the gear you need. Get onboard with real luxury.



246 RE CR



246 RE



226 RE CR



206 RE CR

STARCRAFT 2007

> ELITE SPECIFICATIONS

	246 246 CR 246 RE 246 RE CR	226 226 CR 226 RE 226 RE CR	246 RE CR WK 246 RE CR COMP	226 RE CR WK 226 RE CR COMP	206 RE CR 206 RE 206 CR 206
Max HP	150	125	150	125	115
Fuel Capacity (gallon)	30	30	30	30	30
Length	24' 3"	22' 3"	24' 3"	22' 3"	20' 3"
Beam	102"	102"	102"	102"	102"
Weight (boat only)	2417	2315	2417	2315	2088
Capacity (persons/bk.)	(14) 1950	(12) 1700	(14) 1950	(12) 1700	(10) 1410
Capacity	2950	2155	2950	2405	2155
Fence Height	27"	27"	27"	27"	27"
Transom Height	20"	20"	20"	20"	20"
Tube Diameter	25"	25"	25"	25"	25"
Aluminum Gauge	.080"	.080"	.080"	.080"	.080"

COLOR OPTIONS: Sunlight Blue / Tea Green / Canyon / Teak

See color samples on page 64



DRIVER'S CONSOLE. The deluxe console features recessed knee room and a footrest along with a custom molded Rosewood dash with quick-release windscreen.



UPHOLSTERY. Designed to stand up to punishing sun and water, our marine grade UV upholstery vinyl also happens to be super comfortable and look great, too.




UMBRELLA. Keep cool under the large umbrella with infinite crank adjustment that mounts on the bow table. It easily stores in the underseat storage when not in use.



REAR ENTRY. A large rear entry makes for easy docking and boarding, while this rear boarding four-step ladder provides easy access to the water.





MERCURY
It's On The Water

THE PERFECT ENDING TO A DAY ON THE WATER.

How do you make a great day on your pontoon even better? Stay for the night. Our exciting camper models make it possible to get even more from your pontoon. It converts easily from a luxury pontoon to your own private campsite on the lake, the river or at your dock. It has everything you need for overnight trips including an enclosure, an air bed and a privacy room with Porta-Potti®. It's the perfect way for your family to get the most out of your time together.



226 CAMPER
(also available 246 Camper)



246 WEEKENDER
(also available 226 Weekender)

1 DRIVER'S CONSOLE. Rosewood panels, domed gauges and the quick-release smoked Plexiglas® windscreen give the dash a sporty look. (shown)

2 FISH FINDER. Don't wait for the fish to come to you. Go find them with this Humminbird® Piranha fish locator. (shown)

3 ROD HOLDERS. Keep your favorite rod safely out of the way, yet still within easy reach with the low rod storage. (shown)

4 CHANGING ROOM. Add privacy while on the water with a roomy, breakable pop-up change-room. (shown)

5 DELUXE FISHING SEATS. These comfortable seats with an exclusive pinchless design are ideal for fishing. There are two or four to a boat depending on the model. (shown below)

6 AUXILIARY PORT. Starcraft's boats come with an AM/FM radio with an auxiliary port for an mp3 player. (shown)

7 AERATED LIVEWELL. There's plenty of room to keep even a record-breaking catch fresh all day with these spacious livewells. (shown below)

STANDARDS





& OPTIONS

- 1 **DOCKING LIGHTS.** Perfect for night cruises, optional docking lights make docking a bit easier.
- 2 **SKI TOW.** Make the most of your time on the water by adding a ski tow that stores away when not in use. (Starfish)
- 3 **PLAYPEN COVER.** This heavy canvas playpen cover keeps your pontoon dry, protected and free from debris when not in use. (Standard on Starfish, optional on Limited and Classic)
- 4 **PORTA-POTTI®.** You can stay out on the water all day long with the optional Porta-Potti.
- 5 **SATELLITE-READY RADIO.** Enjoy music, sports and other entertainment without interruption with the option of adding a satellite radio. (Standard on Starfish, optional on Limited and Classic)

STARFISH 227 CR



MERCURY
"1 On The Water"

IT'S A FISHING BOAT THAT DOUBLES AS A LUXURY CRUISER.

Go ahead and get comfortable while you wait for the fish to bite. The Starfish's wide beam design provides room for casting or relaxing. Catch plenty of fish in one of the deluxe fishing seats with composite bases, pinchless hinges and locking swivels. Or catch some rays on the plush chaise lounge or roomy sundeck. Options like the impressive fishing package or a ski tow and Porta-Potti® make it the kind of fishing boat others only dream of.



246 RE CR



246 CR



227 RE CR



227 CR

STARCRRAFT 2007 STARFISH SPECIFICATIONS

	246 RE CR	246 CR	227 RE CR	227 CR
Max HP	150	150	125	125
Fuel Capacity (gallons)	24	23	24	24
Length	24' 3"	24' 3"	22' 3"	22' 3"
Beam	102"	102"	100"	100"
Weight (boat only)	2417	2417	2100	2100
Capacity (persons/lbs.)	(14) 1950	(14) 1950	(12) 1700	(12) 1700
Capacity	2590	2590	2405	2405
Fence Height	27"	27"	27"	27"
Trawl Height	20"	20"	20"	20"
Tube Diameter	25"	25"	25"	25"
Aluminum Gauge	.080"	.080"	.080"	.080"

COLOR OPTIONS: Rosewood Blue / Rosewood / Canyon / Teak

See color samples on page 64



DRIVER'S CONSOLE. The sophisticated console features a custom molded Rosewood dash, and for the ultimate comfort, recessed knee room and a footrest.



FISH LOCATOR. Don't simply wait for the fish. Go find them with the Humminbird® fish locator installed in the dash.



ROD STORAGE. Keep your rods safe with lockable rod storage in the aft seat with port and starboard rod holders in the bow.



LIVEWELL. The aerated livewell on the 227 CR and 227 RE CR models give you room for everyone's catch. Two aerated livewells come standard on the 246 CR and 246 RE CR.


LIMITED 200 CR



MERCURY
"I On The Water"

LOOK SMART IN AND OUT OF THE WATER.


Turn heads on the water in this stylish pontoon filled with deluxe features. A wide beam provides plenty of deck space for the whole family. Roomy seating groups and removable tables are designed to keep everyone comfortable. The fishing models feature aerated livewells and swivel chairs for comfortable fishing. Or add an optional ski tow bar for even greater versatility. And best of all, you get all this for less than you think. Now that's smart.



240 CR



240 CR 4-PT



240 CR 2-PT



200 CR

STAR CRAFT 2007 LIMITED SPECIFICATIONS

	240 CR 4-PT	240 CR 2-PT	240 CR	200 CR 4-PT	200 CR
Max HP	150	150	150	115	115
Fuel Capacity (gallons)	24	30	30	24	30
Length	24' 3"	24' 3"	24' 3"	20' 3"	20' 3"
Beam	102"	102"	102"	102"	102"
Weight (boat only)	2315	2315	2315	2088	2088
Capacity (persons/ft ²)	(14) 1950	(14) 1950	(14) 1950	(10) 1410	(10) 1410
Capacity	2590	2590	2590	2155	2155
Fence Height	27"	27"	27"	27"	27"
Transom Height	20"	20"	20"	20"	20"
Tube Diameter	25"	25"	25"	25"	25"
Aluminum Gauge	.080"	.080"	.080"	.080"	.080"

COLOR OPTIONS: Marine Blue 1, Sea Queen 2, Wilderness 3
See color samples on page 24



DASH. The console features molded acrylic shroud and quick release smoked Plexiglas® windscreens. For entertainment, there's an AM/FM radio with an auxiliary port for an mp3 player.



HELM CHAIR. The plush, barrel-style helm chair is on a slider with locking swivel and has a built-in cup holder on the arm.



CHANGING ROOM. Change from bathing suits to dry clothes and back again in the pop-up changing room. Add the available Porta-Port® for all-day excursions.



AERATED LIVEWELL. There's plenty of room to keep even a record-breaking catch fresh all day, with this spacious livewell. Available on the 240 CR 4-PT, 240 CR 2-PT and 200 CR 4-PT models.

2007 StarCraft 200 CR 4-PT

PONTONS

CLASSIC 140 FISH



MERCURY
"1 On The Water"

A GREAT VALUE NEVER LOOKED SO GOOD.

Are you ready to get your family out on the water? Then the Classic is your best bet. Roomy and stylish with Starcraft's unparalleled quality, this boat has it all, and all at a great value. And did we mention versatility? Spend the day fishing, cruising, swimming or relaxing — or do it all. You even have the option of adding a playpen cover so that your pontoon's interior is protected from weather when not in use.

STARCRAFT 2007 > CLASSIC SPECIFICATIONS

	200 RE CR FISH 200 RE CR 200 CR	200 4-PT 200 2-PT	180 RE FISH 180 RE 180	140 FISH 140 CR
Standard Power	25 ELPTO	25 ELPTO	25 ELPTO	9.9 EL
Max HP	60	60	50	25
Fuel Capacity (gallons)	Port. Tank	Port. Tank	Port. Tank	Port. Tank
Length	20'	20'	18'	14' 4"
Beam	76"	76"	76"	76"
Weight (boat only)	1695	1545	1535	875
Capacity (persons/ft ²)	(9) 1200	(9) 1200	(7) 950	(6) 850
Capacity	1200	1700	1475	1225
Fence Height	27"	27"	27"	27"
Tankon Height	20"	20"	20"	20"
Tube Diameter	23"	23"	23"	23"
Aluminum Gauge	.080"	.080"	.080"	.080"

COLOR OPTIONS: Tropical Breeze, Bay Breeze, 1, 2, 3, 4, 5, 6, 7, 8, 9, 10, 11, 12, 13, 14, 15, 16, 17, 18, 19, 20, 21, 22, 23, 24, 25, 26, 27, 28, 29, 30, 31, 32, 33, 34, 35, 36, 37, 38, 39, 40, 41, 42, 43, 44, 45, 46, 47, 48, 49, 50, 51, 52, 53, 54, 55, 56, 57, 58, 59, 60, 61, 62, 63, 64, 65, 66, 67, 68, 69, 70, 71, 72, 73, 74, 75, 76, 77, 78, 79, 80, 81, 82, 83, 84, 85, 86, 87, 88, 89, 90, 91, 92, 93, 94, 95, 96, 97, 98, 99, 100

See color samples on page 84



200 RE CR



200 4-PT



180 RE FISH



140 CR



DRIVER'S CONSOLE. Take control at the comfortable helm. Add the optional windscreen shown here for a stylish look that keeps you out of the wind.



STEREO. Keep everyone singing along with the optional AM/FM stereo with an auxiliary port for an mp3 player.



STERN FISHING. Everyone from beginners to serious anglers will appreciate the deluxe fishing seats with composite bases, pinchless hinges and swivels on removable pedestals (available on certain models).



LIVEWELL. Classic fishing models feature an underseat, aerated livewell with an inlet pump.

STARCRAFT

PONTOONS

07

ELITE 236 RE CR SPORT



LIMITED 240 CR 4-PT



LIMITED 240 CR 2-PT



LIMITED 240 CR



LIMITED 200 CR 4-PT



CLASSIC 200 RE CR



CLASSIC 200 CR



CLASSIC 200 4-PT



CLASSIC 200



CLASSIC 180 RE FISH



AWNOSTIC 256 RE CR



AWNOSTIC 236 RE CR



CLASSIC 180 RE



LIMITED 200 CR



MINI STIC 216 RE CR



CLASSIC 180



STRIPISH 246 RE CR



ELITE 246 RE CR



CLASSIC 140 CRUISE



STRIPISH 246 CR



ELITE 246 RE



CLASSIC 140 FISH



STRIPISH 227 RE CR



ELITE 226 RE CR



STRIPISH 227 CR



ELITE 206 RE CR



CAPTAIN'S LOG

Whether you dream of a pontoon built for cruising, a quick little runabout or a deck boat that's designed for fishing and more, there's one thing that all these boats need — a strong captain. We're not just talking about someone to drive the boat. You need a captain who is clearly in charge. It's a tough job and it starts way before you take the wheel. The captain, usually the boat owner, needs to get control right from the beginning.



LOADING UP

OK, it's 11:59, and you promised the first ride of the day would leave at noon. But suddenly the passenger list starts to grow with kids you've never even met, and you're frantically rounding up life jackets. Coolers, skis, inflatable tubes and more are being haphazardly thrown onboard. Suddenly you realize it's time for a call to order. After all, you're the captain, even before the first person gets onboard.

The captain's primary job is keeping everyone onboard safe. So he or she should have a plan in case of emergencies. Making sure there are enough life jackets on board, knowing the weight limit and adhering to it, and getting everything stowed out of the way are all important tasks that need to be done before taking off. Then take a minute to get everyone seated, making sure no one is seated on the sundeck while in motion. Take the time to do a head count, remembering the number each time you leave a fueling station, beach, sandbar or other location.

THE LAUNCH

Want to be entertained? Spend a busy afternoon watching the antics at a popular launch site. You'll see everything from minor missteps to major mistakes. Most of these mishaps can be avoided simply by having a clear chain of command. This means sitting down and deciding who is the captain. This can be a tricky issue, especially between married couples. But, when one person is designated skipper, that person can then assign duties. When everyone has a specific task, it's far less likely that important steps, like remembering to insert the drain plug, will get skipped because everyone thought it was someone else's job.

TOWING

If you're going to be enjoying towing sports, you need to take special care. First, know the rules of the lake you're on regarding skiing, tubing or other activities. Never let an inexperienced driver pull anyone. Always have a spotter onboard. Everyone that is participating needs to have a Coast Guard-certified vest on while in the water. Keep a close eye on other vehicles and choose a safe, open area. Once your skier is down, get back to them as quickly as possible, cutting your motor once you approach them.



DRIVING

It may sound obvious, but knowing how to drive your boat is vital. Your first trip should not be with a boatload of people on a busy lake during a holiday weekend. Take the time to get to know how your boat handles with just a few people onboard, preferably on open water without much traffic. Practice several maneuvers, including docking, to get the hang of how your boat handles.

Another good idea is to take a boating safety and licensing course. Many marinas, dealers and ski schools offer lessons for beginners. Contact your local marina and dealers or look online to find lessons in your area. If you're teaching someone to drive, remember the first rule — patience. Take your time, explain everything thoroughly and choose a time when the water is less crowded.


AYE, AYE, CAPTAIN

As captain, remember it's up to you to make sure everyone stays safe. So make the rules clear and stick to them. You don't want to be a tyrannical leader, but by staying in control, you can keep everyone safe and have a great time out on the water.


STARCRAFT 07

COLORS

PONTOON EXTERIOR COLORS




VIBRANT RED



WINEBERRY



CANARY YELLOW



CAPPUCCINO



SEA GREEN



CAMARY



TEAL

FIBERGLASS EXTERIOR COLORS



MIDNIGHT BLACK



CANARY YELLOW



SAPPHIRE BLUE



CAMARY



VIBRANT RED



CAPPUCCINO

CLA EXCLUSIVE COLORS



MYSTIC BLUE METALLIC



CHARATTO RED METALLIC



SAPPHIRE BLACK METALLIC




TITANIUM SILVER METALLIC



TONORA GOLD METALLIC



MIDNIGHT BLACK



SAPPHIRE BLUE




HARBOR BLUE

FIBERGLASS INTERIOR VINYL COLORS



HAMMERED METAL. New this year, the modern look of hammered metal on our high grade vinyl. With six dramatic colors to choose from, you're sure to find the perfect color that not only complements your boat, but fits your personal style, as well.

PONTOON INTERIOR VINYL COLORS




ELITE, LIMITED, CLASSIC & STARFISH


A warm, neutral base color creates an ideal backdrop for our vibrant selection of vinyl trim colors for the Elite, Limited, Classic and Starfish. The Elite Sport features our new Hammered Metal vinyl, which adds a modern look and feel.

MAJESTIC

In a class by itself, the Majestic features a rich, supple vinyl that still offers protection from sun and water. The base colors combine to create an upscale look and sophisticated style.



CLASSIC, LIMITED & STARFISH >



ELITE >

ELITE SPORT >

PONTOON



CLASSIC, LIMITED & STARFISH >

ELITE

ELITE SPORT

MAJESTIC

Our pontoons feature marine grade fade-resistant carpet in a range of sophisticated color choices designed to complement our base color schemes. The Elite, Elite Sport and Majestic feature sculptured carpeting. You also have the option of vinyl flooring available in two colors.

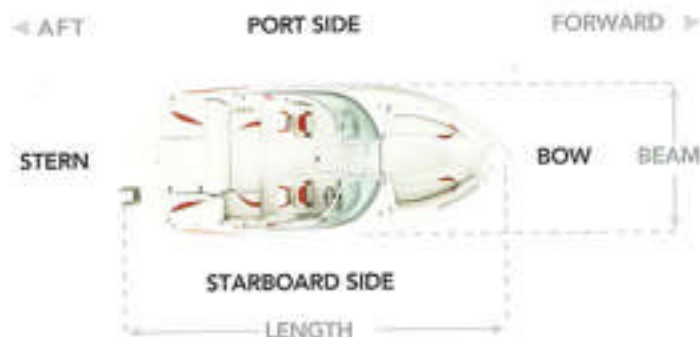


OPTIONAL VINYL FLOORING

MERCURY
It's On The Water

GLOSSARY 07

BOATING & WATERSPORTS TERMS



Aft: toward the rear of the boat

Anchor: to secure a boat to the bottom

Batten Down: to secure hatches and loose objects both within the hull and on deck

Beam: the width at the widest part of the boat

Bevel: the transition area between the side and bottom of a ski; bevels may be sharper or rounder, depending on the preference and skill level of the skier

Bilge: the area in the bottom of the boat where seepage collects

Bindings: snug-fitting rubber or hardshell mounts for the feet on a ski or wakeboard

Bow: the front of the boat

Buoy: a floating navigational marker

Chine: the part of the hull where the sides meet the bottom

Cleat: a two-horned fitting for securing lines to the boat

Cockpit: the area of the boat behind the helm

Concave: the shape of the bottom of a slalom ski which affects maneuverability

Cuddy: a small shelter cabin in a boat

Deadrise: the angle of the bottom of the hull near the transom

Deck: the floor of the boat

Deepwater Start: when a skier or wakeboarder begins a run by being pulled up from the water

Dock: the protected area where boats are moored

Dock Start: when a skier or wakeboarder begins a run by being pulled from a dock or the shore

Downwind: moving with the wind

Draft: the distance from the waterline to the lowest point of the boat

Fin: the portion of the bottom of a ski which makes turning easier

Flex: the measurement of stiffness in a ski; the greater the flex, the easier it is to turn, but the less it will accelerate

Freeboard: the distance from the waterline to the gunwale

Gel Coat: the exterior finish on a fiberglass boat

Gunwale: the top edge of the boat's sides

Helm: the wheel or tiller that steers the boat

Holeshot: the speed at which a boat takes off, as when pulling a skier out of the water

Horsepower: a unit of measurement used to determine power and output of an engine

Hull: the main body of the boat, not including the interior or deck

Inboard/Outboard (I/O): a propulsion system that combines an inboard engine with an outboard drive unit

Keel: the bottom center of the hull, running the entire length

Knee Boarding: a tow sport where the rider kneels on a wide board

Livewell: a container filled with water and often equipped with accessories such as lighting and aeration, used to hold and transport live fish

Midship: approximately equal distance between the bow and stern

Moor: to secure a boat with lines

Nautical Mile: approximately 6076 feet, about 1/8 longer than the statute mile of 5280 feet

Outboard: a detachable engine mounted on the stern of the boat

Personal Flotation Device (PFD): the official term for a life jacket

Planing: when a boat is moving over the top of the water rather than through the water

Port: the left side of the boat as you face forward

Propeller: the blades attached to the motor that propel the boat

Ramp: a term used to denote the launch/retrieval area for a boat

GET IN ON THE FUN. GET SMART ABOUT SAFETY.

Now there's a great way to guide your children through some important safety dos and don'ts: the Starcraft Coloring Book. Simply call 1-800-535-5722 to get your child's free copy. In addition, your child can color an original picture of your family in a Starcraft boat to join the Starcraft Kids Club. Every member receives a free T-shirt as well as other surprises throughout the year.



Rocker: the measurement of curve on the bottom of a ski; the greater the rocker, the more it will turn but the less it will accelerate

Running Lights: lights that are required to be shown while underway between sundown and sunup.

Slalom: skiing on one ski; skiing in a zigzag through a course marked by buoys while the boat maintains a straight line

Spotter: the person designated to watch the skier/tuber at all times and help communicate with the driver.

Starboard: the right side of the boat as you face forward

Stern: the rear of the boat

Stow: to put an item in its proper place.

Tiller: the handle for steering an outboard motor.

Transom: the squared-off section of the stern

Trim: to adjust the running attitude of the boat by moving the drive unit up or down (out or in)

Underway: when the boat is moving and not moored or anchored

Upwind: moving against the wind

V-Hull or Vee-Hull: a hull with a V-shaped bottom, designed to split the waves and soften the ride

Wake: the waves a boat leaves behind when it's moving

Walk-Through: the passageway through the windshield from the cockpit to the bow

Waterline: where the surface of the water meets the sides of the boat

Winch: the revolving crank on a trailer allowing you to up-load your boat



NOW YOU'RE PART OF THE FAMILY.

When you purchase a Starcraft boat, don't expect us to just send you on your way. For us, this is the start of a relationship we hope will last for years to come. Our entire company is committed to making sure you get every ounce of enjoyment from your new purchase. If you ever have a question about your boat, or simply want to know more about the complete line of Starcraft pontoons, deck boats and runabouts, give us a call at 1-260-593-2500. Or visit our website at www.starcraftmarine.com. We'll be happy to send you a free brochure.

MERCURY
The Power of Water

07

STARCRAFT

MAGAZINE



Starcraft Marine | 202 Starcraft Drive | P.O. Box 517 | Sparks, NV 89421 | 760-594-2600 | www.starcraftmarine.com

TO ORDER YOUR FREE SAFETY COLORING BOOK AND TO JOIN
THE STARCRAFT KIDS CLUB, CALL 1-800-535-5722

TO TALK TO THE DEALER NEAREST YOU, DIAL 1-866-772-4538
Connects directly to dealer. Please call during business hours.

Authorized Starcraft dealer

In the interest of continually developing the finest products possible, Starcraft reserves the right to change products and specifications without notice. All representations in this catalog are believed to be correct at the time of publication. Some optional equipment may be shown in some photographs. Some models may not be available outside the United States.

© 2004 Starcraft Marine. Printed in U.S.A. 11/04