



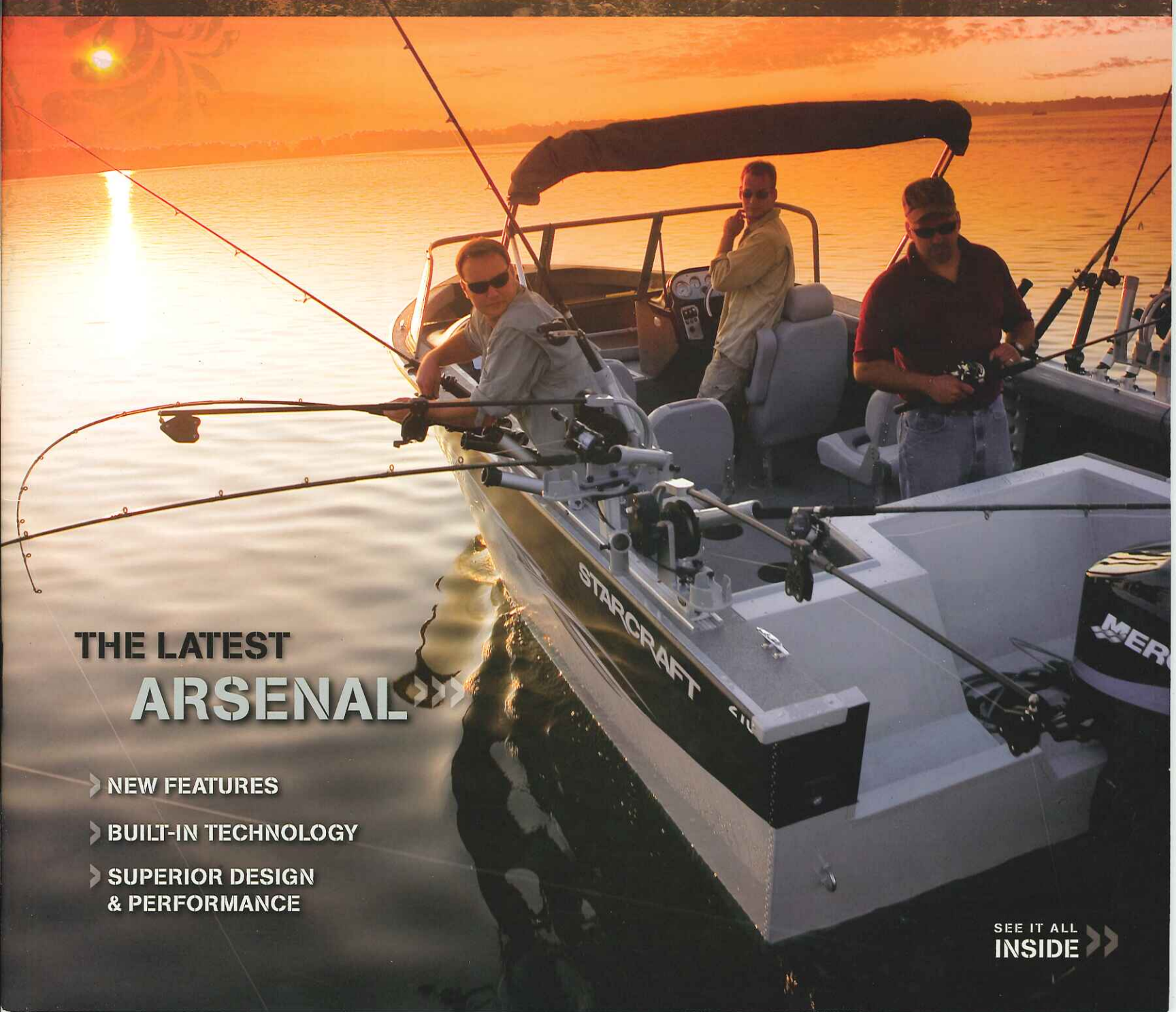
07

**STARCRAFT**



**FISHING** MAGAZINE

VOLUME 104 | JANUARY/DECEMBER 2007



**THE LATEST  
ARSENAL** >>>

- > NEW FEATURES
- > BUILT-IN TECHNOLOGY
- > SUPERIOR DESIGN  
& PERFORMANCE

SEE IT ALL  
**INSIDE** >>>



## RETHINK YOUR PRIORITIES.

All it takes is one day out on the water in a Starcraft fishing boat, and you'll be ready to change your whole life. Work less, fish more. That kind of thinking is hard to ignore in boats like these. Unquestionable reliability, outstanding design and unbeatable performance are all wrapped up together to create the ultimate fishing boat. It doesn't hurt that Starcraft began building boats out of metal almost a century ago. And we still haven't seen anyone do it better. But that alone won't cause you to reconsider your life. It takes all the details that make Starcraft fishing boats something special — custom consoles, abundant storage, comfortable seats, aerated livewells and the widest selection in the industry. The undeniable beauty of the boats sure doesn't hurt either. So get ready to change your life forever with a fishing boat from Starcraft.

 **STARCRAFT**  
MARINE




## CONTENTS:

## BOATS

Islander.....	6	Specifications.....	26
Fishmaster.....	8	Jons & Utilities.....	28
Mariner.....	10	Full Line Up.....	30
Super Fisherman.....	12		
Futura.....	14		
Standards & Options.....	16		
Specifications.....	18		
Starfish.....	20		
Starfire.....	22		
Standards & Options.....	24		


## ARTICLES

Construction.....	4
Team Starcraft.....	32
Glossary.....	34
Kids Club.....	35



# CONSTRUCTION 07

ALUMINUM BOATS



## THE STARCRAFT DIFFERENCE:

### 1 5052 H34 MARINE GRADE ALUMINUM.

Recognized for its durability and toughness, this is the only aluminum we use on our boats. It resists dents, dings and corrosion. It also gives our boats the greatest tensile strength available. So your Starcraft boat will last and last.

### 2 FOAM INJECTION.

At Starcraft, our foam is injected, not poured, between the floor and hull. This allows the gasoline-resistant urethane foam to fill every cavity — eliminating all air and water pockets for greater buoyancy and reduced noise. It's a difference you can feel as soon as you climb aboard in the strength and support of the floor.

### 3 FULL-LENGTH REVERSE CHINE.

Our exclusive reverse chine design pushes water down and away. This keeps the bow down as you accelerate, getting you out of the hole faster. It also gives you superior acceleration and improved cornering. It's one of the things that makes our boats unique.

NMMA Certified

**MERCURY**  
#1 On The Water

# BRING ON THE CHOP.

Nearly a century ago, Starcraft became the first manufacturer to build boats out of metal, and we have yet to see anyone do it better. Our sturdy aluminum hulls provide exceptional strength, stability and safety — even in the roughest waters.



#### 4 TBC STRINGER SYSTEM.

Other manufacturers rely on flat I-beams as the basis of their construction, but at Starcraft, we use the elite Torsion Beam Construction (TBC) stringer system. This strong, resilient and flexible system offers greater shock absorption, giving you yet a smoother ride — even in rough waters.

#### 5 MACHINE-FORMED RIBS.

Designed and built for superior strength and flexibility, our machine-formed ribs outperform the traditional, heavy two-ply aluminum ribs used by our competitors.

#### 6 DOUBLE-RIVETED SEAMS.

Throughout our boats, all transom and chine seams are double-riveted. Double-riveting provides a tighter seal for increased structural integrity. It's just another example of the extra steps Starcraft takes to ensure that our boats perform better and last longer.



**POWER-TRAC HULL®.** Our shock-absorbing Power-Trac Hull® combines longitudinal, machine-formed ribs with Starcraft's exclusive Torsion Beam Construction (TBC) stringer system that flexes with the waves instead of against them, providing greater strength and a smoother ride.

**BUILT TO LAST.** How tough is a Starcraft aluminum fishing boat? Glad you asked. Each one is NMMA Certified and meets or exceeds all U.S. Coast Guard requirements. We use only 5052 H34 marine grade aluminum — the toughest we could find — to resist dents, dings and unwanted corrosion. We also finish our boats with a radiant heat-cured paint finish for good looks that will last, season after season.

ISLANDER

2



**MERCURY**  
#1 On The Water

## ISLANDER

Take on the big water with no worries with Islander. Islander's big water hull provides a superior ride and handling even in rough coastal waters. Don't worry about going out too far with a large fuel tank and a cuddy cabin that's perfect for spending the night on the water. And when it comes time to getting home, the Islander is light enough for easy trailering. So relax. We've got you covered.



221 I/O



221 BRKT



191 I/O



191 BRKT

## STARCRAFT 2007

### > ISLANDER SPECIFICATIONS

	221 I/O	221 BRKT	191 I/O	191 BRKT
Max HP	220	200	135	150
Fuel Capacity (gallons)	52	52	34	34
Length	22' 6"	24' 6"	19'	21'
Beam	96"	96"	96"	96"
Weight (boat only)	1858	2023	1532	1697
Capacity (persons/lbs.)	(8) 1200	(8) 1200	(8) 1200	(8) 1200
Capacity (lbs.)	2000	2400	2000	2000
Inside Depth	30"	30"	30"	30"
Transom Width	90"	90"	90"	90"
Chine Width (at Transom)	81"	81"	81"	81"
Transom / Bracket Height (for engine)	N/A	25"	N/A	25"
Aluminum Gauge	.100"	.100"	.100"	.100"
Boat Motor and Trailer Length	28'	30'	23' 7"	25' 7"
Towing Weight	3983	3777	3332	3292
Draft with Drive Down	34"	26"	36"	30"
Draft with Drive Up	22"	13"	24"	15"
Deadrise (degree)	18	18	18	18

COLOR OPTIONS: ■ Light Gray with Black ■ Light Gray with Electric Blue



**DRIVER'S CONSOLE.** The starboard helm features domed gauges and an AM/FM stereo with an auxiliary port for an Mp3 player. The optional fish locator gives you a big advantage.



**V-BERTH.** The cushioned V-berth comfortably seats four and easily converts into a bed. There's also an interior light, privacy curtains and storage underneath.



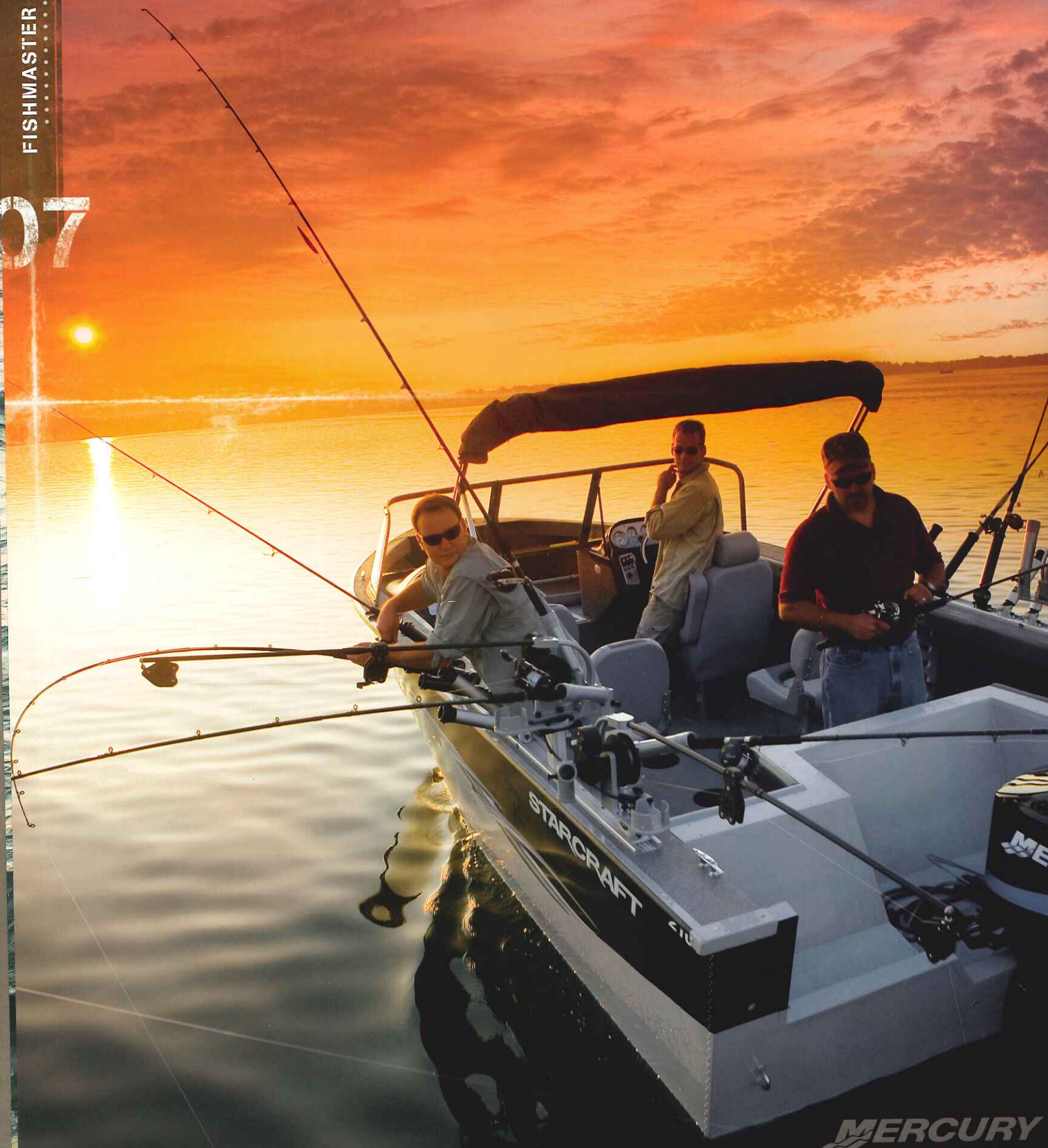
**ROOM TO MOVE.** The unique position of the motor bracket creates a wide open deck for casting and fishing. The spacious stern has in-floor storage, too.



**MOTOR BRACKET.** Moving the motor bracket farther back on the transom creates more space in the cockpit.

FISHMASTER

07



**MERCURY**  
#1 On The Water



## FISHMASTER

Get the power to calm the seas with the Fishmaster. The trick is Starcraft's revolutionary wave-taming Power Trac Hull® that ensures quick planing, superb handling and a dry ride. And, it gives you the power to go after bigger fish in bigger water. You'll also have the power to extend your fishing season with the optional full enclosure curtains. All and all, it makes for one powerful fishing boat.



2100



196

### STARCRAFT 2007

#### > FISHMASTER

#### SPECIFICATIONS

	2100	196
Max HP	250	175
Fuel Capacity (gallons)	52	52
Length	20' 10"	19' 9"
Beam	102"	100"
Weight (boat only)	1655	1498
Capacity (persons/lbs.)	(10) 1410	(9) 1250
Capacity	2350	2050
Inside Depth	31"	31"
Transom Width	101"	99"
Chine Width (at transom)	93.5"	84"
Transom / Bracket Height (for engine)	25"	25"
Aluminum Gauge	.100"	.100"
Boat Motor and Trailer Length	25' 7"	23' 5"
Towing Weight (w/standard power)	3615	3394
Draft with Drive Down	26"	29"
Draft with Drive Up	15"	17"
Deadrise (deg. at transom)	15	19

COLOR OPTIONS: ■ Light Gray with Black ■ Light Gray with Electric Blue



**DRIVER'S CONSOLE.** The stylish dash features domed gauges, six rocker switches, AM/FM stereo with an auxiliary port for an Mp3 player and tilt wheel. A convenient fish finder is available as an option.



**HELM SEAT.** Drivers can get comfortable in the stylish deluxe helm seat with locking swivel on a removable pedestal.



**JUMP SEAT.** Removable stern jump seats both port and starboard add seating while still allowing easy access to downriggers and storage areas.



**STOCKED STERN.** The spacious stern features easy-to-clean vinyl interior, convenient in-floor storage and an integrated wash-down system.

MARINER

07



MERCURY

MR 2100

STARCRAFT

MERCURY  
1 On The Water

## MARINER

Introducing Starcraft's newest fishing boat — the Mariner. This aluminum center console boat has rugged torsion beam construction, making it perfect for big water fishing. It cuts right through rough seas with our exclusive Power Trac Hull®. The fishing-friendly transom, full-length cockpit two-kicks, a bow casting deck with storage for gear and a generous 52-gallon tank ensure that you'll get the most from your day of fishing. It's the ultimate fishing machine.



2100 CC

### STARCRAFT 2007

> MARINER

#### SPECIFICATIONS

2100 CC

Max HP	250
Fuel Capacity (gallons)	52
Length	20' 10"
Beam	101"
Weight (boat only)	1655
Capacity (persons/lbs.)	(10) 1410
Capacity	2350
Inside Depth	31"
Transom Width	99"
Chine Width (at transom)	94"
Transom / Bracket Height (for engine)	25"
Aluminum Gauge	.100"
Boat Motor and Trailer Length	25' 7"
Towing Weight (w/standard power)	3615
Draft with Drive Down	26"
Draft with Drive Up	15"
Deadrise (deg. at transom)	15

COLOR OPTIONS: ■ Light Gray with Black



**CENTER CONSOLE.** The fiberglass console with hand rail and aerodynamic windscreen comes complete with domed gauges, six rocker switches and a shift/throttle control.



**LIVEWELL.** The aerated livewell, which can also be used as a baitwell, is located underneath the cushioned seats in front of the console.



**STERN SEATING.** You have room for friends without sacrificing fishing space with the removable stern jump seats both port and starboard.



**ROD STORAGE.** Port and starboard open rod storage gives you easy access while still protecting your rods.


SUPERFISHERMAN



**MERCURY**  
#1 On The Water

## SUPERFISHERMAN


Leave it to Starcraft to design a boat for both serious fishing and family fun. Anglers will love the large casting decks, fishing seats, two aerated livewells and optional trolling motor. Flip up the stern seating and get ready for some family fun. Add the optional swim platform and ladder to add easy-access swimming to the list of activities. Either way, you'll enjoy a smooth ride.



210



180



170

### STARCRAFT 2007

#### > SUPERFISHERMAN SPECIFICATIONS

	210	180	170
Max HP	250	200	150
Fuel Capacity (gallons)	32	32	32
Length	20' 8"	18' 7"	17' 8"
Beam	100"	100"	100"
Weight (boat only)	1765	1356	1273
Capacity (persons/lbs.)	(10) 1341	(9) 1250	(8) 1075
Capacity	2300	1985	1800
Inside Depth	29"	29"	29"
Transom Width	99"	99"	99"
Chine Width (at transom)	94"	84"	84"
Transom / Bracket Height (for engine)	25"	25"	25"
Aluminum Gauge	.100"	.100"	.100"
Boat Motor and Trailer Length	25' 7"	23'	23'
Towing Weight (w/standard power)	3715	3195	2976
Draft with Drive Down	27"	29"	29"
Draft with Drive Up	17"	17"	17"
Deadrise (deg. at transom)	19	19	19

COLOR OPTIONS: ■ Light Gray with Black



**DRIVER'S CONSOLE.** The custom-molded dash features domed gauges, rocker switches and a custom wheel. And it has plenty of room for electronics, including an optional fish finder.



**ROD STORAGE.** Keep your rods safe in the roomy in-floor storage with tube holders for six rods.



**ROD TRACK.** Port and starboard rod tracks make it easy to add downriggers and rod holders.



**STERN SEATS.** The stern platform easily converts to passenger seating, so you can bring along the whole family.

FUTURA



**MERCURY**  
#1 On The Water

## FUTURA


This pro-level boat takes fishing to a whole new level, beginning with Starcraft's Power Trac Hull® to tame rough water. The spacious bow area gives you plenty of room for casting and features a loaded bow panel. And once you start reeling them in, you'll appreciate the trophy-sized aerated livewell that drains with a flip of a switch — no standpipe needed. It's time to get serious about fishing.



180 DC SPORT



180 DC



180 SC

### STARCRAFT 2007

#### > FUTURA SPECIFICATIONS

	180 DC	180 SC	180 SPORT
Max HP	200	200	200
Fuel Capacity (gallons)	52	52	52
Length	18' 2"	18' 2"	18' 2"
Beam	100"	100"	100"
Weight (boat only)	1337	1295	1337
Capacity (persons/lbs.)	(7) 1000	(7) 1000	(7) 1000
Capacity	1700	1700	1700
Inside Depth	24"	24"	24"
Transom Width	99"	99"	99"
Chine Width (at transom)	84"	84"	84"
Transom / Bracket Height (for engine)	25"	25"	25"
Aluminum Gauge	.100"	.100"	.100"
Boat Motor and Trailer Length	22' 6"	22' 6"	22' 6"
Towing Weight (w/standard power)	3396	3354	3396
Draft with Drive Down	29"	29"	29"
Draft with Drive Up	17"	17"	17"
Deadrise (deg. at transom)	19	19	19

COLOR OPTIONS: ■ Light Gray with Black



**DRIVER'S CONSOLE.** The console features aerodynamic windscreens with molded acrylic shrouds and domed gauges.



**ROD STORAGE.** This spacious central rod locker with rod protectors holds eight rods and has a light so you can easily find the rod you want.



**LOADED BOW.** Designed for serious fishing, the bow's casting deck features an aerated bait well, a fully loaded bow panel and room to add your own equipment.





**TACKLE TRAYS.** Five built-in model 3700 tackle trays keep tackle and smaller gear neat and organized.

# STANDARDS & OPTIONS


## ALUMINUM BOATS

- 1 DRIVER'S CONSOLE.** Standard features on Fishmaster, Islander and Futura driver's console include domed gauges, hydraulic or anti-feedback steering and deluxe rocker switches. It's shown here with optional fish finder.
- 2 LIVEWELL.** Our spacious livewells feature Starcraft's Flow Rite System to keep your catch fresh. A drain system that runs through the transom makes it easy to clean. (Shown on Mariner 2100.)
- 3 WASH DOWN HOSE.** Cleanups and wash-downs are a breeze with this convenient hose with spray nozzle. (All Fishmaster and Mariner models.)
- 4 ROD TRACK.** Port and starboard rod tracks, standard on all side deck boats, make it easy to add downriggers and rod holders for greater versatility.
- 5 HELM SEAT.** This stylish helm seat features pinch-proof hinges and roto-molded, wood-free construction, so it won't warp or rot. (Fishmaster 2100 and 196; Super Fisherman 210.)
- 6 IN-FLOOR ROD STORAGE.** All our Super Fisherman models feature spacious in-floor lockers with tube holders for as many as six rods.
- 7 ROD STORAGE.** Enjoy easy accessibility without sacrificing protection with port and starboard rod storage. (Fishmaster 196 and 2100 and Mariner 2100.)
- 8 STERN SEATING.** The Super Fisherman's flip-up stern seats add room for passengers without sacrificing casting space. (170, 180 and 210.)

## STANDARDS







## & OPTIONS

### STARCRAFT WARRANTY

Starcraft boats are among the best backed boats in the business. Most of our aluminum fishing boats come with lifetime limited warranties on the double riveted seams and floor and cabin bunk tops. We also offer a ten-year limited hull warranty, a five-year limited warranty on optional marine grade carpet and a three-year warranty on upholstery vinyl. For complete warranty information regarding your boat, see your Starcraft dealer.

- 1 FISH LOCATOR.** All of our fishing boats offer this optional fish finder that mounts right on the console.
- 2 BIMINI TOP, BOW TONNEAU COVER, SIDE & AFT CURTAIN SET.** Fish comfortably in any weather with our optional coverings that are treated to resist water and mildew. (Fishmaster, Islander, Super Fisherman and Futura.)
- 3 THROTTLE.** Trolling is made more convenient with an optional second throttle for a kicker motor. (Super Fisherman and Futura.)
- 4 HELM SEAT.** Upgrade to this comfortable captain's chair with a contoured bottom and back and resilient foam padding. (Super Fisherman 170 and 180; Futura 180.)

- 5 TRAILERS.** Starcraft offers two easy-loading trailers for aluminum boats. See your Starcraft dealer for complete details. (This model featuring chrome wheels is available for Fishmaster, Islander, Super Fisherman and Futura.)
- 6 SWING-AWAY TONGUE.** Designed to give you more room when storing your boat, the optional swing-away tongue conveniently turns to the side. It's available on all trailers.
- 7 TROLLING MOTOR.** The optional fish package features a trolling motor with electronic steering on a quick-release mounting bracket.
- 8 BIMINI TOP WITH BOW TONNEAU COVER, SIDE CURTAIN & DROP CURTAIN.** These optional coverings provide protection against rain and have been treated to resist water and mildew. (Fishmaster 196 and 2100.)

**MERCURY**  
1 On The Water



	Islander 221 I/O	Islander 221B	Islander 191 I/O	Islander 191B	Fishmaster 2100 DC	Fishmaster 196 DC	Mariner 2100 CC	Superfisherman 210	Superfisherman 180 DC	Superfisherman 170 DC	Futura 180 DC	Futura 180 DC Sport	Futura 180 SC
<b>ELECTRICAL</b>													
Power Point	S	S	S	S	S	S	S	S	S	S	S	S	S
Circuit Breakers	S	S	S	S	S	S	S	S	S	S	S	S	S
Bow Panel with 12/24 Volt Trolling Motor Plug, Vault Gauge, Bow Baitwell Pump Switch, Courtesy Light, Rod Locker Light Switch, Power Point	•	•	•	•	•	•	•	S	S	S	S	S	S
Bow Trolling Motor Plug	•	•	•	•	•	•	•	•	•	•	•	•	•
Trolling Motor	•	•	•	•	•	•	•	•	•	•	•	•	•
<b>MECHANICAL</b>													
Tilt No Feedback Rack and Pinion Steering	•	•	•	•	•	S	•	•	•	•	S	S	S
Tilt No Feedback Steering	•	•	•	•	•	•	•	•	S	S	•	•	•
Rack and Pinion Steering	S		S	•	•	•	•	•	•	•	•	•	•
Hydraulic Tilt Steering	•	S	•	S	S	O	S	S	O	O	O	O	O
<b>CANVAS</b>													
Top and Storage Boot	S	S	S	S	S	S	•	S	S	S	O	O	O
Mooring Cover	O	O	O	O	O	O	O	O	O	O	O	O	O
Bow Tonneau Cover	•	•	•	•	O	O	•	O	O	O	O	O	•
Side Curtain Set	O	O	O	O	O	O	•	O	O	O	O	O	•
Aft Curtain	O	O	O	O	O	O	•	O	O	O	O	O	•
Walk-Thru Curtain	•	•	•	•	•	•	•	•	•	•	•	•	•
Drop Curtain Set	O	O	•	•	O	O	•	•	•	•	•	•	•
<b>TRAILERS — EZ LOADER</b>													
Painted or Galvanized Bunk	O	O	O	O	O	O	O	O	O	O	O	O	O
Painted or Galvanized Roller	O	O	O	O	O	O	O	O	O	O	O	O	O
Trailer with Swing-Away Tongue	O	O	O	O	O	O	O	O	O	O	O	O	O
Custom-Welded Trailer with Swing-Away Tongue and Deluxe Chrome Wheels	O	O	O	O	O	O	O	O	O	O	O	O	O
Deluxe Chrome Wheels	O	O	O	O	O	O	O	O	O	O	O	O	O
Outboard Motor Support	•	•	•	•	O	O	O	O	O	O	O	O	O

S | standard    O | option    • | not available on this model

## SPECIFICATIONS

STARCRRAFT ALUMINUM BOATS **07**

	Islander 221 I/O	Islander 221B	Islander 191 I/O	Islander 191B	Fishmaster 2100 DC	Fishmaster 196 DC	Mariner 2100 CC	Superfisherman 210	Superfisherman 180 DC	Superfisherman 170 DC	Futura 180 DC	Futura 180 DC Sport	Futura 180 SC
Max HP/kw	220/164	200/147	135/101	150/110	250/186	175/131	250/186	250/186	200/149	150/112	200/149	200/149	200/149
Fuel Capacity (gallons/liters)	52/196.8	52/196.8	34/128.7	34/128.7	52/196.8	52/196.8	52/196.8	32/121.1	32/121.1	52/196.8	52/196.8	52/196.8	52/196.8
Length (ft./m)	22' 6"/6.9	24' 6"/7.5	19/5.8	21/6.4	20' 10"/6.35	19' 9"/6	20' 10"/6.35	20' 8"/6.3	18' 7"/5.7	17' 8"/5.4	18' 2"/5.5	18' 2"/5.5	18' 2"/5.5
Beam (in./cm)	96"/244	96"/244	96"/244	96"/244	101"/257	100"/254	101"/257	100"/254	100"/254	100"/254	100"/254	100"/254	100"/254
Weight (boat only) (lbs./kgs.)	1858/842.8	2023/917.6	1532/694.9	1697/769.8	1525/691.7	1498/679.5	1525/691.7	1535/696.3	1356/615.1	1273/577.4	1337/606.5	1337/606.5	1295/587.4
Capacity (persons/lbs./kgs.)	(8) 1200/544.3	(8) 1200/544.3	(8) 1200/544.3	(8) 1200/544.3	(10) 1410/639.6	(9) 1250/567	(10) 1410/639.6	(10) 1341/608.3	(9) 1250/567	(8) 1075/487.6	(7) 1000/453.6	(7) 1000/453.6	(7) 1000/453.6
Capacity (lbs./kgs.)	2000/907.2	2400/1088.6	2000/907.2	2000/907.2	2350/1066	2050/929.9	2350/1066	2300/1043.3	1985/900.4	1800/816.5	1700/771.1	1700/771.1	1700/771.1
Inside Depth (in./cm)	30"/76	30"/76	30"/76	30"/76	31"/79	31"/79	31"/79	29"/74	29"/74	29"/74	24"/61	24"/61	24"/61
Transom Width (in./cm)	90"/229	90"/229	90"/229	90"/229	99"/251	99"/251	99"/251	99"/251	99"/251	99"/251	99"/251	99"/251	99"/251
Chine Width (at transom) (in./cm)	81"/206	81"/206	81"/206	81"/206	93.5"/237.5	84"/213	93.5"/237.5	84"/213	84"/213	84"/213	84"/213	84"/213	84"/213
Transom / Bracket Height (for engine) (in./cm)	N/A	25"/64	N/A	25"/64	25"/64	25"/64	25"/64	25"/64	25"/64	25"/64	25"/64	25"/64	25"/64
Aluminum Gauge (in./cm)	.100"/.254	.100"/.254	.100"/.254	.100"/.254	.100"/.254	.100"/.254	.100"/.254	.100"/.254	.100"/.254	.100"/.254	.100"/.254	.100"/.254	.100"/.254
Boat Motor and Trailer Length (ft./m)	28'/8.5	30'/9.1	23' 7"/7.2	25' 7"/7.8	25' 7"/7.8	23' 5"/7.2	25' 7"/7.8	25' 7"/7.8	23'/7.0	23'/7.0	22' 6"/6.9	22' 6"/6.9	22' 6"/6.9
Towing Weight (w/standard power) (lbs./kgs.)	3983/1806.7	3777/1713.3	3332/1511.4	3292/1493.3	3485/1580.8	3394/1539.5	3485/1580.8	3485/1580.8	3195/1449.3	2976/1349.9	3396/1540.4	3396/1540.4	3354/1521.4
Draft with Drive Down	34"/86	26"/66	36"/91	30"/76	26"/66	29"/74	26"/66	27"/69	29"/74	29"/74	29"/74	29"/74	29"/74
Draft with Drive Up	22"/56	13"/33	24"/61	18"/46	15"/38	17"/43	15"/38	17"/43	17"/43	17"/43	17"/43	17"/43	17"/43
Deadrise (deg. at transom)	18	18	18	18	15	19	15	19	19	19	19	19	19

STARFISH

07



**MERCURY**  
1 On The Water

## STARFISH

If spending the entire day fishing is your idea of fun, then this is the boat for you. Designed for serious anglers, the rugged Starfish gives you everything you need. Power Trac Hull®. Big 32-gallon fuel tank. Bow casting deck with fishing seat location. Stern casting deck. Standard X-125 fish locator and 12/24v trolling motor. And so much more. Seize the day.



176 SC (Also available as DC)



166 DC (Also available as SC)

### STARCRAFT 2007

#### > STARFISH

#### SPECIFICATIONS

	176 DC	176 SC	166 DC	166 SC
Max HP	150	150	125	125
Fuel Capacity (gallons)	32	32	32	32
Length	17' 8"	17' 8"	16' 6"	16' 6"
Beam	92"	92"	89"	89"
Weight (boat only)	1195	1145	1047	997
Capacity (persons/lbs.)	(7) 950	(7) 950	(6) 820	(6) 820
Capacity	1700	1700	1500	1500
Inside Depth	27"	27"	24"	24"
Transom Width	90"	90"	89"	89"
Chine Width (at transom)	73"	73"	73"	73"
Transom / Bracket Height (for engine)	20"	20"	20"	20"
Aluminum Gauge	.100"	.100"	.100"	.100"
Boat Motor and Trailer Length	21' 6"	21' 6"	21' 3"	21' 3"
Towing Weight (w/standard power)	2643	2593	2405	2355
Draft with Drive Down	28"	28"	22"	22"
Draft with Drive Up	16"	16"	11"	11"
Deadrise (deg. at transom)	17	17	15	15

COLOR OPTIONS: ■ Light Gray with Black



**DRIVER'S CONSOLE.** The dash houses an AM/FM stereo with an auxiliary port for an Mp3 player and an external antenna. Plus, it has room for you to add other electronics.



**BOW LIVEWELL.** This roto-cast aerated 21-gallon livewell is on the port side of the 17-foot model. The 16-foot model has one in the stern.



**BAIT LIVEWELL.** The ample bait bucket fits nicely into the 21-gallon stern livewell. (176 and 166)



**ROD STORAGE.** The forward center rod locker with protector tubes holds seven rods. (176)

STARFIRE

07



**MERCURY**  
#1 On The Water

## STARFIRE

The Starfire series proves that economical doesn't have to mean stripped down. These boats deliver a big-boat ride and handling plus the features serious anglers want. The large cockpit gives you plenty of room for your gear and for maneuvering while fishing. Store the day's catch, and your bait, in the aerated 27-gallon divided bow livewell with bait bucket and threaded sure-lock standpipe. That's a lot of boat for a little price.

## STARCRAFT 2007

### > STARFIRE SPECIFICATIONS

	1700 DC	1700 SC	1600 DC	1600 SC
Max HP	90	90	60	60
Fuel Capacity (gallons)	23	23	13	13
Length	16' 11"	16' 11"	15' 11"	15' 11"
Beam	85"	85"	85"	85"
Weight (boat only)	925	875	855	805
Capacity (persons/lbs.)	(6) 900	(6) 900	(6) 825	(6) 825
Capacity	1450	1450	1350	1350
Inside Depth	22"	22"	22"	22"
Transom Width	85"	85"	85"	85"
Chine Width (at transom)	71"	71"	71"	71"
Transom / Bracket Height (for engine)	20"	20"	20"	20"
Aluminum Gauge	.080"	.080"	.080"	.080"
Boat Motor and Trailer Length	22' 11"	22' 11"	20' 11"	20' 11"
Towing Weight (w/standard power)	2063	2013	1783	1733
Draft with Drive Down	21"	21"	21"	21"
Draft with Drive Up	12"	12"	12"	12"
Deadrise (deg. at transom)	10	10	10	10

COLOR OPTIONS: ■ Stone White with Black



1700 DC



1700 SC




1600 DC



1600 SC



**DRIVER'S CONSOLE.** The eye-catching dash has plenty of gauges, but still has ample room for electronics.



**ROD STORAGE.** Your rods tuck neatly and safely into the port-side lockable rod storage.



**BAIT LIVEWELL.** The roomy bow casting deck includes a divided livewell with bait bucket and threaded sure-lock standpipe.






**STERN STORAGE.** A spacious storage area under the stern casting deck stores the battery with lots of room left for your gear.

# STANDARDS & OPTIONS



## ALUMINUM BOATS

- 1 DRIVER'S CONSOLE.** Standard features on the driver's console range from domed gauges, a tilt steering wheel, hydraulic or anti-feedback steering and deluxe rocker switches. Shown with fish finder; standard on Starfish, optional on Starfire.
- 2 LIVEWELLS.** This huge, 22-gallon aerated livewell is conveniently located in the bow platform. (Star Fish 176)
- 3 LIVEWELL WITH BAIT BUCKET.** The Starfish has bow and stern aerated round corner livewells with a bait bucket that fits neatly inside.
- 4 ROD STORAGE.** Keep your rods safe and stored neatly away with standard in-floor rod storage. (Starfish 176)
- 5 SPACIOUS BOW.** The Starfire's bow casting deck includes a fishing seat location and an aerated divided livewell with bait bucket and threaded sure-lock standpipe. Shown with optional trolling motor. (Starfire 1600 and 1700)
- 6 BOW CASTING PLATFORM.** Starfire's roomy bow platform gives you a large fishable area. Shown with optional trolling motor. (1600 and 1700.)
- 7 LOCKABLE ROD STORAGE.** Spacious, seven-foot portside rod storage compartment keeps your rods safely locked away. (Starfire 1600 and 1700)
- 8 STORAGE.** You have more than enough room for life jackets, coolers and all your other gear in this large starboard storage area. (Starfire 1600 and 1700)

# STANDARDS







## & OPTIONS

### STARCRAFT WARRANTY

Starcraft boats are among the best backed boats in the business. Most of our aluminum fishing boats come with lifetime limited warranties on the double-riveted seams and floor and cabin bunk tops. We also offer a ten-year limited hull warranty, a five-year limited warranty on optional marine grade carpet and a three-year warranty on upholstery vinyl. For complete warranty information regarding your boat, see your Starcraft dealer.

- 1 FISH LOCATOR.** Our Starfish models feature optional fish finders. This Lowrance® LMS 332-C with GPS navigation is available on the Starfish 176.
- 2 BIMINI TOP WITH SIDE & AFT CURTAIN SETS.** The optional bimini top with curtains keeps you warm in cooler temperatures so you can get out earlier in the spring and stay out later in the fall. (Starfish 166 and 176; Starfire 1600 and 1700.)
- 3 TRAILERS.** This trailer with deluxe chrome wheels is available as an option on all Starfish and Starfire models.

- 4 SNAP-IN CARPET.** Snap-in carpet adds value and versatility to your boat, allowing you to easily convert from serious fishing to just-for-fun cruising. (Starfish 166 and 176.)
- 5 SWING-AWAY TONGUE.** Conveniently turns the trailer tongue to the side which allows you to pull your boat farther into a storage spot. It's an option on all Starfish and Starfire models.
- 6 BOW TONNEAU.** The optional bow tonneau protects your boat from water and debris when boating in bad weather. (Starfish 176s and 166 DC; Starfire 1700DC.)



## ELECTRICAL

	Starfish 176 DC	Starfish 176 SC	Starfish 166 DC	Starfish 166 SC	Starfire 1700 DC	Starfire 1700 SC	Starfire 1600 DC	Starfire 1600 SC
Bow Panel with 12/24 Trolling Motor Plug and Main Motor Trim Switch	S	S	S	S	•	•	•	•
12 Volt Bow Trolling Motor Plug	•	•	•	•	S	S	S	S
Trolling Motor	S	S	S	S	O	O	O	O

## MECHANICAL

	Starfish 176 DC	Starfish 176 SC	Starfish 166 DC	Starfish 166 SC	Starfire 1700 DC	Starfire 1700 SC	Starfire 1600 DC	Starfire 1600 SC
Tilt No Feedback Steering	S	S	S	S	•	•	•	•
Rack and Pinion Steering	•	•	•	•	•	•	•	•
Hydraulic Tilt Steering	O	O	•	•	•	•	•	•

## CANVAS

	Starfish 176 DC	Starfish 176 SC	Starfish 166 DC	Starfish 166 SC	Starfire 1700 DC	Starfire 1700 SC	Starfire 1600 DC	Starfire 1600 SC
Top and Storage Boot	O	•	O	O	O	O	O	O
Mooring Cover	O	O	O	O	O	O	O	O
Bow Tonneau Cover	O	•	O	•	O	•	O	•
Side Curtain Set	O	•	O	•	O	•	O	•
Aft Curtain	O	•	O	•	O	•	O	•
Walk-Thru Curtain	O	•	O	•	O	•	O	•
Drop Curtain Set	•	•	•	•	•	•	•	•

## TRAILERS — EZ LOADER

	Starfish 176 DC	Starfish 176 SC	Starfish 166 DC	Starfish 166 SC	Starfire 1700 DC	Starfire 1700 SC	Starfire 1600 DC	Starfire 1600 SC
Painted or Galvanized Bunk	O	O	O	O	O	O	O	O
Painted or Galvanized Roller	O	O	O	O	O	O	O	O
Trailer with Swing-Away Tongue	O	O	O	O	O	O	O	O
Custom Welded Frame Trailer (with Swing-Away Tongue and Deluxe Chrome Wheels)	O	O	O	O	•	•	•	•
Deluxe Chrome Wheels	O	O	O	O	O	O	O	O
Outboard Motor Support	O	O	O	O	O	O	O	O

S | standard    O | option    • | not available on this model

## SPECIFICATIONS

STARCRAFT ALUMINUM BOATS 07

	Starfish 176 DC	Starfish 176 SC	Starfish 166 DC	Starfish 166 SC	Starfire 1700 DC	Starfire 1700 SC	Starfire 1600 DC	Starfire 1600 SC
Max HP/kw	150/112	150/112	125/93	125/93	90/67	90/67	60/45	60/45
Fuel Capacity (gallons/liters)	32/121.1	32/121.1	32/121.1	32/121.1	23/49.2	23/49.2	13/49.2	13/49.2
Length (ft./m)	17' 8"/5.4	17' 8"/5.4	16' 6"/5.0	16' 6"/5.0	16' 11"/5.1	16' 11"/5.1	15' 11"/4.9	15' 11"/4.9
Beam (in./cm)	92"/234	92"/234	89"/226	89"/226	85"/216	85"/216	85"/216	85"/216
Weight (boat only) (lbs./kgs.)	1195/542.1	1145/519.4	1047/474.9	997/452.2	925/419.6	875/396.9	855/387.8	805/365.2
Capacity (persons/lbs./kgs.)	(7) 950/430.9	(7) 950/430.9	(6) 820/372	(6) 820/372	(6) 900/408.2	(6) 900/408.2	(6) 825/374.2	(6) 825/374.2
Capacity (lbs./kgs.)	1700/771.1	1700/771.1	1500/680.4	1500/680.4	1450/657.7	1450/657.7	1350/612.4	1350/612.4
Inside Depth (in./cm)	27"/69	27"/69	24"/61	24"/61	22"/56	22"/56	22"/56	22"/56
Transom Width (in./cm)	90"/228	90"/228	88"/224	88"/224	85"/216	85"/216	85"/216	85"/216
Chine Width (at transom) (in./cm)	73"/185	73"/185	73"/185	73"/185	71"/180	71"/180	71"/180	71"/180
Transom / Bracket Height (for engine) (in./cm)	20"/51	20"/51	20"/51	20"/51	20"/51	20"/51	20"/51	20"/51
Aluminum Gauge (in./cm)	.100"/.254	.100"/.254	.100"/.254	.100"/.254	.080"/.203	.080"/.203	.080"/.203	.080"/.203
Boat Motor and Trailer Length (ft./m)	21' 6"/6.6	21' 6"/6.6	21' 3"/6.5	21' 3"/6.5	22' 11"/7.0	22' 11"/7.0	20' 11"/6.4	20' 11"/6.4
Towing Weight (w/standard power) (lbs./kgs.)	2643/1198.9	2593/1176.2	2405/1090.9	2355/1068.2	2003/908.6	1953/885.9	1783/808.8	1733/786.1
Draft with Drive Down	28"/71	28"/71	22"/56	22"/56	21"/53	21"/53	21"/53	21"/53
Draft with Drive Up	16"/41	16"/41	11"/28	11"/28	12"/31	12"/31	12"/31	12"/31
Deadrise (deg. at transom)	17	17	15	15	10	10	10	10

# UTILITIES

## ALUMINUM BOATS

# 07 >>>

### TRUE INSPIRATION.

Before the sun rises, you're out there. In the hot midday sun, you're alone on the water. Two hours after you planned to call it a day, the fish are biting so you stay right where you are. Some people may say you're obsessed. But at Starcraft, you're an inspiration to us. Your dedication and love of the water keeps us committed to building the best boats anywhere.

This year, our lineup of utility boats is better than ever with built-in corrosion resistance, sturdy aluminum hulls designed to effortlessly cut through the water and easy handling with quick planing and tight cornering. As usual, our boats meet or exceed NMMA and Coast Guard standards. Of course we still offer the same Leakproof for Life warranty. But we also offer you this promise — as long as you're out there, Starcraft will be here, making the best boats on the water.

## ROGUE



ROGUE 1886



ROGUE 1686

### STARCRAFT 2007 > UTILITY BOATS SPECIFICATIONS

	Rogue 1886	Rogue 1686	SF 16 TS	SF 16 Camp SC	SF 16 Camp LW	SF 16 TS SC	SF 16 LSS	SF 14 DLX SC	SF 14 STS	SF 14 LTS	SF 14 L SS	SF 14 S SS	SF 14 LWL	SF 14 S	SL 14	SL 12
Max HP/kw	50*/37* 125**/93**	45*/34* 100**/75**	40/29.8	40/29.8	40/29.8	40/29.8	40/29.8	25/18.6	25/18.6	25/18.6	25/18.6	25/18.6	25/18.6	25/18.6	15/11.2	10/7.5
Fuel Capacity (gal./l)	19/71.9	19/71.9	N/A	N/A	N/A	N/A	N/A	N/A	N/A	N/A	N/A	N/A	N/A	N/A	N/A	N/A
Length (ft./m)	18' 7"/5.7	16' 7"/5.1	16' 2"/4.9	16' 4"/5	16' 4"/5	16' 2"/4.9	16' 2"/4.9	14' 3"/4.3	14' 3"/4.3	14' 3"/4.3	14' 3"/4.3	14' 3"/4.3	14' 3"/4.3	14' 3"/4.3	13' 6"/4.1	11' 7"/3.53
Beam (in./cm)	85"/216	85"/216	67"/170	74"/188	74"/188	67"/170	67"/170	67"/170	67"/170	67"/170	67"/170	67"/170	67"/170	67"/170	59"/150	58"/147
Weight (boat only) (lbs./kgs.)	824**/373.8** 878**/398.3**	772*/353.2* 824*/373.8*	508/230.4	570/258.6	520/235.9	548/248.6	290/131.5	430/195.1	400/181.4	400/181.4	255/115.7	255/115.7	400/181.4	225/102.1	142/64.4	124/56.3
Capacity (persons/lbs./kgs.)	(6) 800/362.9	(5) 675/306.2	(6) 800/362.9	(5) 700/317.5	(5) 700/317.5	(6) 800/362.9	(6) 800/363	(5) 630/285.8	(3) 425/192.8	(5) 630/285.8	(5) 655/297.1	(4) 555/251.8	(5) 630/285.8	(4) 555/251.8	(4) 495/224.5	(3) 398/180.5
Capacity (lbs./kgs.)	1585/719	1400/635	1220/553.4	1200/544.3	1200/544.3	1220/553.4	1220/553.4	995/451.3	895/406	995/451.3	1020/462.7	920/417.3	995/451.3	920/417.3	700/317.5	600/272.2
Inside Depth (in./cm)	21"/53	21"/53	29"/74	20"/51	20"/51	29"/74	29"/74	20"/51	29"/74	29"/74	29"/74	29"/74	20"/51	29"/74	21"/53	21"/53
Transom Width (in./cm)	85"/216	85"/216	66"/168	72"/183	72"/183	66"/168	66"/168	66"/168	66"/168	66"/168	66"/168	66"/168	66"/168	66"/168	55"/140	55"/140
Chine Width (at transom) (in./cm)	60"/152	60"/152	53"/135	62"/158	62"/158	53"/135	53"/135	53"/135	53"/135	53"/135	53"/135	53"/135	53"/135	53"/135	48"/122	48"/122
Transom Height (for engine) (in./cm)	20"/51	20"/51	20"/51	20"/51	20"/51	20"/51	20"/51	20"/51	15"/38	20"/51	20"/51	15"/38	20"/51	15"/38	15"/38	15"/38
Aluminum Gauge (in./cm)	0.100"/.254	0.100"/.254	0.100"/.254	0.080"/.203	0.080"/.203	0.100"/.254	0.100"/.254	0.100"/.254	0.100"/.254	0.100"/.254	0.100"/.254	0.100"/.254	0.100"/.254	0.065"/.165	0.051"/.130	0.051"/.130
Package Length (ft./m)	23' 10"/7.3	21' 10"/6.7	20' 9"/6.3	20' 8"/6.3	20' 8"/6.3	20' 9"/6.3	N/A	19' 4"/5.9	19' 4"/5.9	19' 4"/5.9	19' 4"/5.9	19' 4"/5.9	19' 4"/5.9	N/A	N/A	N/A
Towing Weight (lbs./kgs.)	2110/957.1	2066/937.1	1295/587.4	1355/614.6	1305/592	1355/605.6	N/A	1120/508	1090/494.4	1090/494.4	980/444.5	980/444.5	1090/494.4	N/A	N/A	N/A
Deadrise (deg. at transom)	4	4	8	15	15	8	8	8	8	8	8	8	8	8	7	7

\* HP with standard tiller steering

\*\* HP with optional console

SF 16 TS



SF 16 TS SC



SF 16 CAMP SC

(also available w/o factory installed console)



SF 16 L SS




SF 14 LTS/STS



SF 14 S




SF 14 LWL



SF 14 L SS



SL 14



SL 12



UTILITY

## STARCRRAFT 2007

## &gt; JON BOATS

## SPECIFICATIONS

	1648	1448	1436	1432	1232	1032
Max HP/kw	35 / 26.1	25 / 18.6	20 / 14.9	7 / 5.22	6 / 4	3 / 2
Length (ft./m)	16' / 5.3	14' / 4.7	14' / 4.7	14' / 4.7	12' / 4.0	10' / 3.3
Beam (in./cm)	72" / 183	72" / 183	57" / 145	51" / 130	51" / 130	51" / 130
Weight (boat only) (lbs./kgs.)	295 / 134	260 / 118	185 / 84	185 / 84	120 / 54	100 / 45
Capacity (persons/lbs./kgs.)	(4) 535 / 243	(4) 535 / 243	(3) 395 / 179	(3) 390 / 177	(2) 250 / 113.4	(2) 250 / 113.4
Capacity (lbs./kgs.)	900 / 408	900 / 408	650 / 295	650 / 295	390 / 177	290 / 132
Inside Depth (in./cm)	22" / 56	22" / 56	22" / 56	16" / 41	16" / 41	16" / 41
Bottom Width (in./cm)	48" / 122	48" / 122	36" / 91	36" / 91	32" / 81	32" / 81
Transom Height (in./cm)	20" / 51	20" / 51	15" / 38	15" / 38	15" / 38	15" / 38
Hull Thickness (in./cm)	0.072" / .183	0.072" / .183	0.072" / .183	0.064" / .163	0.050" / .127	0.050" / .127
Number of Seats	3	3	3	3	3	3

1432



1232



1032




JON

# FISHING BOATS 07

STARCRAFT ALUMINUM




ISLANDER 221 I/O



FISHMASTER 2100




ISLANDER 221 BRKT



FISHMASTER 196



ISLANDER 191 I/O




MARINER 2100 CC



ISLANDER 191 BRKT




SUPERFISHERMAN 210



**SUPERFISHERMAN 180**



**STARFISH 176 SC** (also available in DC)



**SUPERFISHERMAN 170**




**STARFISH 166 DC** (also available in SC)



**FUTURA 180 SPORT**




**STARFIRE 1700 DC**




**FUTURA 180 DC**




**STARFIRE 1700 SC**



**FUTURA 180 SC**



**STARFIRE 1600 DC**




**STARFIRE 1600 SC**

# TEAM STARCRAFT

PROFESSIONAL FISHERMEN

# 07

Greg Yarbrough  
Starcraft Pro




**MERCURY**  
On The Water



## IN A LEAGUE OF THEIR OWN.

Starcraft's unique features and outstanding performance attract more than fish. Some of the best pros in the country use Starcraft boats with great success. Greg Yarbrough and Jeff Manz earned top MWC honors as Team of the Year. They fished all the tournaments in the Central and East divisions and placed in the top ten in four of the six tournaments they fished. Congratulations on great teamwork.

Jeff Manz  
Starcraft Pro



## THE PROS.

The Starcraft name is synonymous with serious fishing. Just ask these guys. As part of Team Starcraft, these pros use our boats in tournaments across the country. We wish them all the best of luck in 2007.

- + Tony Puccio - Verona, WI
- + Greg Yarbrough - Catawba Island, OH
- + Jeff Manz - Vanderbilt, MI
- + Bill Murray - Howell, MI
- + Derek Wilkes - Brighton, MI
- + Jeff Seyka - Middleford, MI
- + Gary Zart - Cleveland, OH
- + Justin Baugh - Topeka, IN
- + Mike Parr - Kendallville, IN
- + Shawn Bongers - Spokane, WA
- + Ben Schmoltdt - Kewaskum, WI
- + Dave Terry - Albion, IN




"Boat control is the most important part of my tournament day and my Starcraft gives me that because of the unique hull design."

Tony Puccio  
Starcraft Pro


Derek Wilkes  
Starcraft Pro

Bill Murray  
Starcraft Pro



# GLOSSARY 07

## ALUMINUM BOATS




**Adrift:** drifting loose, not on moorings or towline  
**Aft:** toward the rear of the boat  
**Anchor:** to secure a boat to the bottom  
**Aweigh:** the position of the anchor as it is raised clear of the bottom  
**Baitfish:** small fish often eaten by predators  
**Batten Down:** secure hatches and loose objects both within the hull and on deck  
**Beam:** the width at the widest part of the boat  
**Bilge:** the area in the bottom of the boat where seepage collects  
**Bow:** the front of the boat  
**Buoy:** a floating navigational marker  
**Chine:** the part of the hull where the sides meet the bottom  
**Cleat:** a two-horned fitting for securing lines to the boat  
**Cockpit:** the area of the boat behind the helm  
**Crankbait:** a plug with a lip that causes it to dive  
**Cuddy:** a small shelter cabin in a boat  
**Deadrise:** the angle of the bottom of the hull near the transom  
**Depthfinder:** a sonar device used to read the bottom structure, determine depth, and in some cases actually spot the fish; also called a fishfinder  
**Deck:** the floor of the boat  
**Dock:** the protected area where boats are moored  
**Downwind:** moving with the wind  
**Draft:** the distance from the waterline to the lowest point of the boat  
**Freeboard:** the distance from the waterline to the gunwale  
**Game Fish:** a fish that is regulated by law for recreational harvest  
**Gel Coat:** the exterior finish on a fiberglass boat  
**Gunwale:** the top edge of the boat's sides  
**Helm:** the wheel or tiller that steers the boat  
**Horsepower:** a unit of measurement used to determine power and output of an engine

**Hull:** the main body of the boat, not including the interior or deck  
**Inboard/Outboard (I/O):** a propulsion system that combines an inboard engine with an outboard drive unit  
**Jig:** a hook with a lead head that is usually dressed with hair, silicone or plastic  
**Keel:** the bottom center of the hull, running the entire length  
**Keeper:** any fish that conforms to a specific minimum length limit established by the state fisheries department  
**Lipless Crankbaits:** artificial baits that may vibrate, wobble and/or rattle, designed to resemble a swimming baitfish  
**Livewell:** a container filled with water and often equipped with accessories such as lighting and aeration, used to hold and transport live fish  
**Midship:** approximately equal distance between the bow and stern  
**Moor:** to secure a boat with lines  
**Nautical Mile:** Approximately 6,076 feet, about 1/8 longer than the statute mile of 5,280 feet  
**Outboard:** a detachable engine mounted on the stern of the boat  
**Personal Flotation Device (PFD):** the official term for a life jacket  
**Planing:** when a boat is moving over the top of the water rather than through the water  
**Port:** the left side of the boat as you face forward  
**Propeller:** the blades attached to the motor that propel the boat  
**Ramp:** a term used to denote the launch/retrieve area for a boat  
**Running lights:** lights that are required to be shown when you're underway between sundown and sunup  
**Spinnerbait:** a type of artificial lure that consists of one or two rotating blades and either a straight or safety-pin style shaft dressed with material

## GET IN ON THE FUN. GET SMART ABOUT SAFETY.

Now there's a great way to guide your children through some important safety dos and don'ts: the Starcraft Coloring Book. Simply call 1-800-535-5722 to get your child's free copy. In addition, your child can color an original picture of your family in a Starcraft boat to join the Starcraft Kids Club. Every member receives a free T-shirt as well as other surprises throughout the year.



**Starboard:** the right side of the boat as you face forward

**Stern:** the rear of the boat

**Stow:** to put an item in its proper place

**Tiller:** the handle for steering an outboard motor

**Transom:** the squared-off section of the stern

**Trim:** to adjust the running attitude of the boat by moving the drive unit up or down (out or in)

**Trolling:** a method of fishing where several lures are towed behind the boat and retrieved as strikes are made

**Trolling Motor:** a small electric fishing motor, typically mounted on the bow, that is used as a secondary means of propulsion, for boat positioning and to maneuver quietly in fishing areas

**Underway:** when the boat is moving and not moored or anchored

**Upwind:** moving against the wind

**V-Hull or Vee-hull:** a hull with a V-shaped bottom, designed to split the waves and soften the ride

**Wake:** the waves a boat leaves behind when it's moving

**Walk-Through:** the passageway through the windshield from the cockpit to the bow

**Waterline:** where the surface of the water meets the sides of the boat

**Winch:** the revolving crank on a trailer allowing you to up-load your boat




## NOW YOU'RE PART OF THE FAMILY.

When you purchase a Starcraft boat, don't expect us to just send you on your way. For us, this is the start of a relationship we hope will last for years to come. Our entire company is committed to making sure you get every ounce of enjoyment from your new purchase. If you ever have a question about your boat, or simply want to know more about the complete line of Starcraft pontoons, deck boats and runabouts, give us a call at 1-260-593-2500. Or visit our website at [www.starcraftmarine.com](http://www.starcraftmarine.com). We'll be happy to send you free literature.

**MERCURY**  
1 On The Water

07

**STARCRAFT**  
FISHING MAGAZINE



Starcraft Marine | 201 Starcraft Drive | P.O. Box 517 Topeka, IN 46571 | 260-593-2500 | [www.starcraftmarine.com](http://www.starcraftmarine.com)

TO ORDER YOUR FREE SAFETY COLORING BOOK AND TO JOIN THE STARCRAFT KIDS CLUB, CALL 1-800-535-5722.

TO TALK TO THE DEALER NEAREST YOU, DIAL 1-866-772-4538.  
Connects directly to dealer. Please call during business hours.

Authorized Starcraft dealer:

In the interest of continually developing the finest products possible, Starcraft reserves the right to change products and specifications without notice. All representations in this catalog are believed to be correct at the time of publication. Some optional equipment may be shown in some photographs. Some models may not be available outside the United States.

© 2006 Starcraft Marine Printed in U.S.A. 11/06